



The Weblate Manual

Release 4.5.3

Michal Čihař

Apr 01, 2021

USER DOCS

1	User docs	1
1.1	Weblate basics	1
1.2	Registration and user profile	1
1.3	Translating using Weblate	10
1.4	Downloading and uploading translations	19
1.5	Glossary	22
1.6	Checks and fixups	25
1.7	Searching	42
1.8	Translation workflows	47
1.9	Frequently Asked Questions	50
1.10	Supported file formats	57
1.11	Version control integration	75
1.12	Weblate's REST API	83
1.13	Weblate Client	126
1.14	Weblate's Python API	131
2	Administrator docs	133
2.1	Configuration instructions	133
2.2	Weblate deployments	189
2.3	Upgrading Weblate	190
2.4	Backing up and moving Weblate	195
2.5	Authentication	201
2.6	Access control	210
2.7	Translation projects	219
2.8	Language definitions	235
2.9	Continuous localization	238
2.10	Licensing translations	246
2.11	Translation process	248
2.12	Checks and fixups	254
2.13	Machine translation	262
2.14	Addons	268
2.15	Translation Memory	278
2.16	Configuration	280
2.17	Sample configuration	308
2.18	Management commands	323
2.19	Announcements	333
2.20	Component Lists	336
2.21	Optional Weblate modules	337
2.22	Customizing Weblate	342
2.23	Management interface	344
2.24	Getting support for Weblate	351
2.25	Legal documents	353
3	Contributor docs	355

3.1	Contributing to Weblate	355
3.2	Starting contributing code to Weblate	356
3.3	Weblate source code	361
3.4	Debugging Weblate	362
3.5	Weblate internals	363
3.6	Developing addons	365
3.7	Weblate frontend	366
3.8	Reporting issues in Weblate	368
3.9	Weblate testsuite and continuous integration	368
3.10	Data schemas	370
3.11	Releasing Weblate	373
3.12	Security and privacy	374
3.13	About Weblate	375
3.14	License	376
4	Change History	377
4.1	Weblate 4.5.3	377
4.2	Weblate 4.5.2	377
4.3	Weblate 4.5.1	377
4.4	Weblate 4.5	378
4.5	Weblate 4.4.2	379
4.6	Weblate 4.4.1	379
4.7	Weblate 4.4	379
4.8	Weblate 4.3.2	380
4.9	Weblate 4.3.1	380
4.10	Weblate 4.3	381
4.11	Weblate 4.2.2	382
4.12	Weblate 4.2.1	382
4.13	Weblate 4.2	382
4.14	Weblate 4.1.1	383
4.15	Weblate 4.1	383
4.16	Weblate 4.0.4	384
4.17	Weblate 4.0.3	385
4.18	Weblate 4.0.2	385
4.19	Weblate 4.0.1	385
4.20	Weblate 4.0	386
4.21	Weblate 3.x series	386
4.22	Weblate 2.x series	398
4.23	Weblate 1.x series	409
4.24	Weblate 0.x series	413
	Python Module Index	417
	HTTP Routing Table	418
	Index	421

1.1 Weblate basics

1.1.1 Project and component structure

In Weblate translations are organized into projects and components. Each project can contain number of components and those contain translations into individual languages. The component corresponds to one translatable file (for example *GNU gettext* or *Android string resources*). The projects are there to help you organize component into logical sets (for example to group all translations used within one application).

Internally, each project has translations to common strings propagated across other components within it by default. This lightens the burden of repetitive and multi version translation. The translation propagation can be disabled per *Component configuration* using *Allow translation propagation* in case the translations should diverge.

See also:

`../devel/integration`

1.2 Registration and user profile

1.2.1 Registration

Everybody can browse projects, view translations or suggest translations by default. Only registered users are allowed to actually save changes, and are credited for every translation made.

You can register by following a few simple steps:

1. Fill out the registration form with your credentials.
2. Activate registration by following the link in the e-mail you receive.
3. Optionally adjust your profile to choose which languages you know.

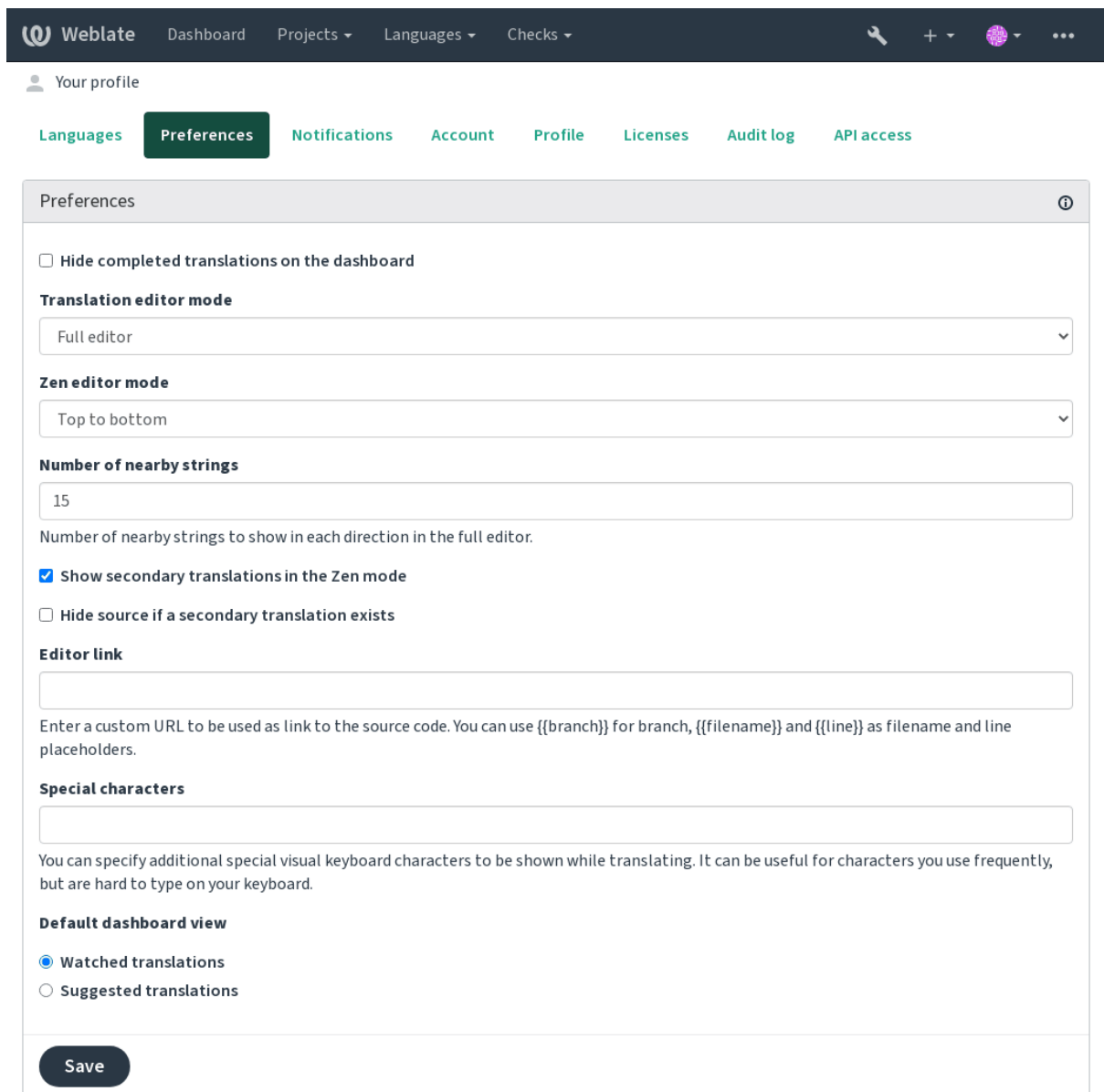
1.2.2 Dashboard

When you sign in, you will see an overview of projects and components, as well as their respective translation progression.

New in version 2.5.

Components of projects you are watching are shown by default, and cross-referenced with your preferred languages.

Hint: You can switch to different views using the navigation tabs.



The screenshot shows the Weblate user interface. At the top is a dark navigation bar with the Weblate logo and links to Dashboard, Projects, Languages, and Checks. Below this is a user profile section with a 'Your profile' link and a 'Preferences' button. The 'Preferences' section is expanded, showing various settings:

- Hide completed translations on the dashboard:** A checkbox that is currently unchecked.
- Translation editor mode:** A dropdown menu set to 'Full editor'.
- Zen editor mode:** A dropdown menu set to 'Top to bottom'.
- Number of nearby strings:** A text input field containing the number '15'. Below it is a description: 'Number of nearby strings to show in each direction in the full editor.'
- Show secondary translations in the Zen mode:** A checkbox that is checked.
- Hide source if a secondary translation exists:** A checkbox that is unchecked.
- Editor link:** A text input field. Below it is a description: 'Enter a custom URL to be used as link to the source code. You can use {{branch}} for branch, {{filename}} and {{line}} as filename and line placeholders.'
- Special characters:** A text input field. Below it is a description: 'You can specify additional special visual keyboard characters to be shown while translating. It can be useful for characters you use frequently, but are hard to type on your keyboard.'
- Default dashboard view:** Two radio buttons: 'Watched translations' (selected) and 'Suggested translations'.

At the bottom of the preferences section is a 'Save' button.

Powered by Weblate 4.5.2 [About Weblate](#) [Legal](#) [Contact](#) [Documentation](#) [Donate to Weblate](#)

The menu has these options:

- *Projects > Browse all projects* in the main menu showing translation status for each project on the Weblate instance.
- Selecting a language in the main menu *Languages* will show translation status of all projects, filtered by one of your primary languages.
- *Watched translations* in the Dashboard will show translation status of only those projects you are watching, filtered by your primary languages.

In addition, the drop-down can also show any number of *component lists*, sets of project components preconfigured by the Weblate administrator, see [Component Lists](#).

You can configure your personal default dashboard view in the *Preferences* section of your user profile settings.

Note: When Weblate is configured for a single project using `SINGLE_PROJECT` in the `settings.py` file (see [Configuration](#)), the dashboard will not be shown, as the user will be redirected to a single project or component

instead.

1.2.3 User profile

The user profile is accessible by clicking your user icon in the top-right of the top menu, then the *Settings* menu.

The user profile contains your preferences. Name and e-mail address is used in VCS commits, so keep this info accurate.

Note: All language selections only offer currently translated languages.

Hint: Request or add other languages you want to translate by clicking the button to make them available too.

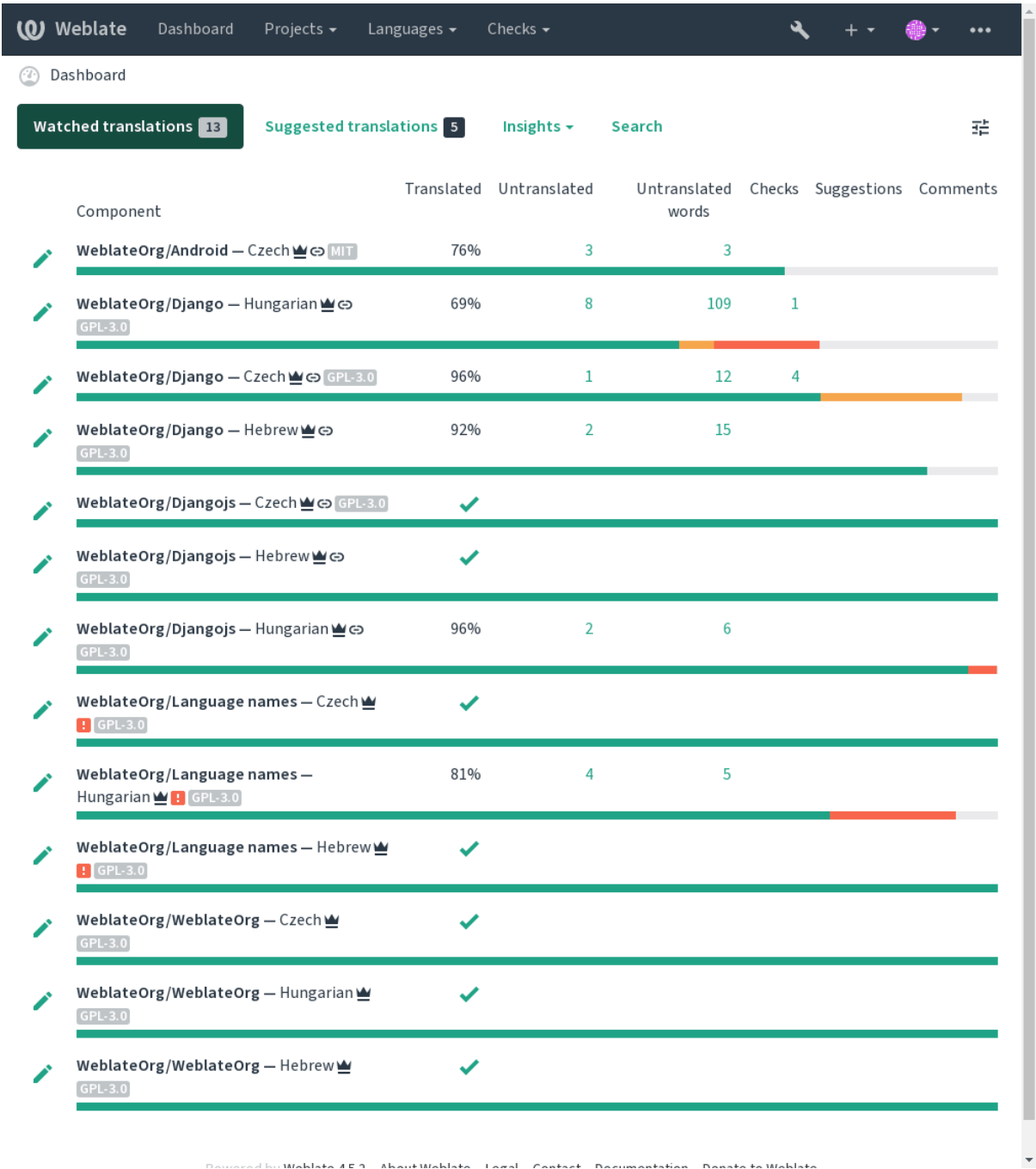
Languages

1.2.4 Interface language

Choose the language you want to display the UI in.

Translated languages

Choose which languages you prefer to translate, and they will be offered on the main page of watched projects, so that you have easier access to these all translations in each of those languages.



Secondary languages

You can define which secondary languages are shown to you as a guide while translating. An example can be seen in the following image, where the Hebrew language is shown as secondarily:

The screenshot displays the Weblate web interface for a project named 'Django' in the 'Czech' language. The main view is the 'Translate' screen for a specific string. The string is 'קבצים' (files) in Hebrew, with the English source being 'Files'. The Czech translation is 'Soubory'. The interface includes a 'Save' button, a 'Suggest' button, and a 'Skip' button. A 'Needs editing' checkbox is also present. The right sidebar shows the 'Glossary' (empty) and 'String information' (including screenshot context, explanation, labels, flags, source string location, string age, source string age, and translation file).

Translation

Hebrew

English

Files

Czech

Soubory

☐ Needs editing ⓘ

Save Suggest Skip

Nearby strings 16 Comments Automatic suggestions Other languages 3

History

Language	Status	Translation	Edit
Hebrew	✓	קבצים	Edit
Hungarian	✓	Fájlok	Edit
English	🔍	Files	Edit

String information ⓘ

Screenshot context
No screenshot currently associated.
+ Add screenshot

Explanation
No explanation currently provided.

Labels
No labels currently set.

Flags
No flags currently set.

Source string location
weblate/templates/translation.html:45
weblate/trans/forms.py:1404

String age
28 seconds ago

Source string age
29 seconds ago

Translation file
weblate/locale/cs/LC_MESSAGES/django.po, string 1

Powered by Weblate 4.5.2 About Weblate Legal Contact Documentation Donate to Weblate

1.2.5 Preferences

Default dashboard view

On the *Preferences* tab, you can pick which of the available dashboard views to present by default. If you pick the *Component list*, you have to select which component list will be displayed from the *Default component list* drop-down.

See also:

Component Lists

Editor link

A source code link is shown in the web-browser configured in the *Component configuration* by default.

Hint: By setting the *Editor link*, you use your local editor to open the VCS source code file of translated strings. You can use *Template markup*.

Usually something like `editor://open/?file={{filename}}&line={{line}}` is a good option.

See also:

You can find more info on registering custom URL protocols for the editor in the [Nette documentation](#).

1.2.6 Notifications

Subscribe to various notifications from the *Notifications* tab. Notifications for selected events on watched or administered projects will be sent to you per e-mail.

Some of the notifications are sent only for events in your languages (for example about new strings to translate), while some trigger at component level (for example merge errors). These two groups of notifications are visually separated in the settings.

You can toggle notifications for watched projects and administered projects and it can be further tweaked (or muted) per project and component. Visit the component overview page and select appropriate choice from the *Watching* menu.

In case *Automatically watch projects on contribution* is enabled you will automatically start watching projects upon translating a string. The default value depends on `DEFAULT_AUTO_WATCH`.

Note: You will not receive notifications for your own actions.

Weblate
 Dashboard Projects Languages Checks

Your profile
 Languages Preferences **Notifications** Account Profile Licenses Audit log API access

Watched projects
 ⓘ

☒ Automatically watch projects on contribution
 Whenever you translate a string in a project, you will start watching it.

Watched projects
 Search...
 Available:
 WeblateOrg
 Chosen:
 WeblateOrg

You can receive notifications for watched projects and they are shown on the dashboard by default.
 Add all projects you want to translate to see them as watched projects on the dashboard.

Save

Notification settings
 ⓘ

Other projects **Watched projects** Managed projects

Component wide notifications
 You will receive a notification for every such event in your watched projects.

Repository failure	Do not notify
Repository operation	Do not notify
Component locking	Do not notify
Changed license	Do not notify
Parse error	Do not notify
Comment on own translation	Instant notification
Mentioned in comment	Instant notification
New language	Do not notify
New translation component	Do not notify
New announcement	Instant notification
New alert	Do not notify

Translation notifications
 You will only receive these notifications for your translated languages in your watched projects.

New string	Do not notify
New contributor	Do not notify
New suggestion	Do not notify
New comment	Do not notify
Changed string	Do not notify
Translated string	Do not notify
Approved string	Do not notify
Pending suggestions	Do not notify
Strings needing action	Do not notify

Save

Powered by Weblate 4.5.2 About Weblate Legal Contact Documentation Donate to Weblate

1.2.7 Account

The *Account* tab lets you set up basic account details, connect various services you can use to sign in into Weblate, completely remove your account, or download your user data (see [Weblate user data export](#)).

Note: The list of services depends on your Weblate configuration, but can be made to include popular sites such as GitLab, GitHub, Google, Facebook, or Bitbucket or other OAuth 2.0 providers.

Webplate

Dashboard

Projects ▾

Languages ▾

Checks ▾

+

▾

...

Your profile

Languages

Preferences

Notifications

Account

Profile

Licenses

Audit log

API access

Account

Username

testuser

Username may only contain letters, numbers or the following characters: @ . + - _

Full name

Weblate Test

E-mail






weblate@example.org

You can add another e-mail address below.


Your name and e-mail will appear as commit authorship.

Save

Current user identities

Identity	User ID	Action
 Password	testuser	Change password
 E-mail	weblate@example.org	Disconnect
 Google	weblate@example.org	Disconnect
 GitHub	123456	Disconnect
 Bitbucket	weblate	Disconnect

Add new association

 E-mail

Removal

Account removal deletes all your private data.

Remove my account

User data

You can download all your private data.

Download user data

Powered by Weblate 4.5.2 [About Weblate](#) [Legal](#) [Contact](#) [Documentation](#) [Donate to Weblate](#)

1.2.8 Profile

All of the fields on this page are optional and can be deleted at any time, and by filling them out, you're giving us consent to share this data wherever your user profile appears.

Avatar can be shown for each user (depending on `ENABLE_AVATARS`). These images are obtained using <https://gravatar.com/>.

1.2.9 Licenses

1.2.10 API access

You can get or reset your API access token [here](#).

1.2.11 Audit log

Audit log keeps track of the actions performed with your account. It logs IP address and browser for every important action with your account. The critical actions also trigger a notification to a primary e-mail address.

See also:

[Running behind reverse proxy](#)

1.3 Translating using Weblate

Thank you for interest in translating using Weblate. Projects can either be set up for direct translation, or by way of accepting suggestions made by users without accounts.

Overall, there are two modes of translation:

- The project accepts direct translations
- The project only accepts suggestions, which are automatically validated once a defined number of votes is reached

Please see *[Translation workflows](#)* for more info on translation workflow.

Options for translation project visibility:

- Publicly visible and anybody can contribute
- Visible only to a certain group of translators

See also:

[Access control](#), [Translation workflows](#)

1.3.1 Translation projects

Translation projects hold related components; resources for the same software, book, or project.

Components Languages Info Search Insights Files Tools Manage Share Not watching

Component	Translated	Untranslated	Untranslated words	Checks	Suggestions	Comments
Android	79%	30	30	3		
Language names	95%	4	5			
Glossary WeblateOrg	✓					

Add new translation component

Powered by Weblate 4.5.2 About Weblate Legal Contact Documentation Donate to Weblate

1.3.2 Translation links

Having navigated to a component, a set of links lead to its actual translation. The translation is further divided into individual checks, like *Not translated strings* or *Strings needing action*. If the whole project is translated, without error, *All strings* is still available. Alternatively you can use the search field to find a specific string or term.

W

Weblate

Dashboard

Projects ▾

Languages ▾

Checks ▾

🔧

+

🌐

⋮

📦 WeblateOrg

/ Django

/ Czech

translated 96%

Overview

Info

Search

Insights ▾

Files ▾

Tools ▾

Manage ▾

Share ▾

👁 Watching ▾

Translation status

26 Strings

96%

183 Words

93%

Browse

Translate

Strings status

26

All strings — 183 words

Browse

Edit

Zen

25

Translated strings — 171 words

Browse

Edit

Zen

1

Strings needing action — 12 words

Browse

Edit

Zen

1

Not translated strings — 12 words

Browse

Edit

Zen

1

Strings needing action without suggestions — 12 words

Browse

Edit

Zen

3

Strings with any failing checks — 11 words

Browse

Edit

Zen

3

Translated strings with any failing checks — 11 words

Browse

Edit

Zen

1

Failed check: Unchanged translation — 4 words

Browse

Edit

Zen

1

Failed check: Mismatched full stop — 4 words

Browse

Edit

Zen

1

Failed check: Python format — 3 words

Browse

Edit

Zen

Other components

Component	Translated	Untranslated	Untranslated words	Checks	Suggestions	Comments
Android MIT	76%	3	3			
Language names GPL-3.0	✓					
Glossary WeblateOrg GPL-3.0	✓					
Djangojs GPL-3.0	✓					

Browse all components

Powered by Weblate 4.5.2

About Weblate

Legal

Contact

Documentation

Donate to Weblate

1.3.3 Suggestions

Note: Actual permissions might vary depending on your Weblate configuration.

Anonymous users can only (by default) forward suggestions. Doing so is still available to signed-in users, in cases where uncertainty about the translation arises, prompting other translators to review it.

The suggestions are scanned on a daily basis to remove duplicates and suggestions matching the current translation.

12

Chapter 1. User docs

1.3.4 Comments

Three types of comments can be posted: for translations, source strings, or to report source string bugs when this functionality is turned on using [Enable source reviews](#). Choose the one suitable to topic you want to discuss. Source string comments are in any event good for providing feedback on the original string, for example that it should be rephrased or to ask questions about it.

You can use Markdown syntax in all comments and mention other users using `@mention`.

See also:

report-source, [Source strings reviews](#), [Enable source reviews](#)

1.3.5 Variants

Variants are used to group different length variants of the string. The frontend of your project can then use different strings depending on the screen or window size.

See also:

variants, [Variants](#)

1.3.6 Labels

Labels are used to categorize strings within a project to further customize the localization workflow (for example to define categories of strings).

See also:

labels

1.3.7 Translating

On the translation page, the source string and an editing area for its translation are shown. Should the translation be plural, multiple source strings and editing areas are shown, each described and labeled in the amount of plural forms the translated language has.

All special whitespace characters are underlined in red and indicated with grey symbols. More than one subsequent space is also underlined in red to alert the translator to a potential formatting issue.

Various bits of extra info can be shown on this page, most of which coming from the project source code (like context, comments or where the message is being used). Translation fields for any secondary languages translators select in the preferences will be shown (see [Secondary languages](#)) above the source string.

Below the translation, translators will find suggestion made by others, to be accepted (✓), accepted with changes (🔗), or deleted (🗑️).

Plurals

Words changing form to account of their numeric designation are called plurals. Each language has its own definition of plurals. English, for example, supports one. In the singular definition of for example “car”, implicitly one car is referenced, in the plural definition, “cars” two or more cars are referenced (or the concept of cars as a noun). Languages like for example Czech or Arabic have more plurals and also their rules for plurals are different.

Weblate has full support for each of these forms, in each respective language (by translating every plural separately). The number of fields and how it is in turn used in the translated application or project depends on the configured plural formula. Weblate shows the basic info, and the [Language Plural Rules](#) by the Unicode Consortium is a more detailed description.

Keyboard shortcuts

Changed in version 2.18: The keyboard shortcuts have been revamped in 2.18 to less likely collide with browser or system defaults.

The following keyboard shortcuts can be utilized during translation:

Keyboard shortcut	Description
Alt+Home	Navigate to first translation in current search.
Alt+End	Navigate to last translation in current search.
Alt+PageUp or Ctrl ↑ or Alt ↑ or Cmd ↑	Navigate to previous translation in current search.
Alt+PageDown or Ctrl+↓ or Alt+↓ or Cmd+↓	Navigate to next translation in current search.
Alt+Enter or Ctrl+Enter or Cmd+Enter	Save current translation.
Ctrl+Shift+Enter or Cmd+Shift+Enter	Unmark translation as needing edit and submit it.
Ctrl+E or Cmd+E	Focus translation editor.
Ctrl+U or Cmd+U	Focus comment editor.
Ctrl+M or Cmd+M	Shows <i>Automatic suggestions</i> tab, see Automatic suggestions .
Ctrl+1 to Ctrl+9 or Cmd+1 to Cmd+9	Copies placeable of given number from source string.
Ctrl+M+1 to 9 or Cmd+M+1 to 9	Copy the machine translation of given number to current translation.
Ctrl+I+1 to 9 or Cmd+I+1 to 9	Ignore one item in the list of failing checks.
Ctrl+J or Cmd+J	Shows the <i>Nearby strings</i> tab.
Ctrl+S or Cmd+S	Focus search field.
Ctrl+O or Cmd+O	Copy source string.
Ctrl+Y or Cmd+Y	Toggle the <i>Needs editing</i> flag.

Visual keyboard

A small visual keyboard row is shown just above the translation field. This can be useful to keep local punctuation in mind (as the row is local to each language), or have characters otherwise hard to type handy.

The shown symbols factor into three categories:

- User configured characters defined in the [User profile](#)
- Per-language characters provided by Weblate (e.g. quotes or RTL specific characters)
- Characters configured using `SPECIAL_CHARS`

The screenshot shows the Weblate web interface for a project named 'Django' with the language 'Hebrew'. The main area displays a translation task for the string 'Files'. The source text is 'Files' and the target text is 'קבצים'. The interface includes a 'Needs editing' checkbox, a 'Save' button, a 'Suggest' button, and a 'Skip' button. A sidebar on the right provides additional information about the string, including its location in the source code, its age, and the translation file.

Translation

English
Files

Hebrew
קבצים

Needs editing ⓘ

Save Suggest Skip

String information ⓘ

Screenshot context
No screenshot currently associated.
+ Add screenshot

Explanation
No explanation currently provided.

Labels
No labels currently set.

Flags
No flags currently set.

Source string location
weblate/templates/translation.h
tml:45
weblate/trans/forms.py:1404

String age
32 seconds ago

Source string age
33 seconds ago

Translation file
weblate/locale/he/LC_MESSAGE
S/django.po, string 1

Other languages 3

Language	Status	Translation	Edit
Czech	✓	Soubory	Edit
Hungarian	✓	Fájlok	Edit
English	🔍	Files	Edit

Powered by Weblate 4.5.2 About Weblate Legal Contact Documentation Donate to Weblate

Translation context

This contextual description provides related info about the current string.

String attributes Things like message ID, context (`msgctxt`) or location in source code.

Screenshots Screenshots can be uploaded to Weblate to better inform translators of where and how the string is used, see [Visual context for strings](#).

Nearby strings Displays neighbouring messages from the translation file. These are usually also used in a similar context and prove useful in keeping the translation consistent.

Other occurrences In case a message appears in multiple places (e.g. multiple components), this tab shows all of them if they are found to be inconsistent (see [Inconsistent](#)). You can choose which one to use.

Translation memory Look at similar strings translated in past, see [Translation Memory](#).

Glossary Displays terms from the project glossary used in the current message.

Recent changes List of people whom have changed this message recently using Weblate.

Project Project info like instructions for translators, or a directory or link to the string in the version control system repository the project uses.

If you want direct links, the translation format has to support it.

Translation history

Every change is by default (unless turned off in component settings) saved in the database, and can be reverted. Optionally one can still also revert anything in the underlying version control system.

Translated string length

Weblate can limit the length of a translation in several ways to ensure the translated string is not too long:

- The default limitation for translation is ten times longer than the source string. This can be turned off by `LIMIT_TRANSLATION_LENGTH_BY_SOURCE_LENGTH`. In case you are hitting this, it might be also caused by a monolingual translation erroneously set up as bilingual one, making Weblate mistaking the translation key for the actual source string. See *Bilingual and monolingual formats* for more info.
- Maximal length in characters defined by translation file or flag, see *Maximum length of translation*.
- Maximal rendered size in pixels defined by flags, see *Maximum size of translation*.

1.3.8 Automatic suggestions

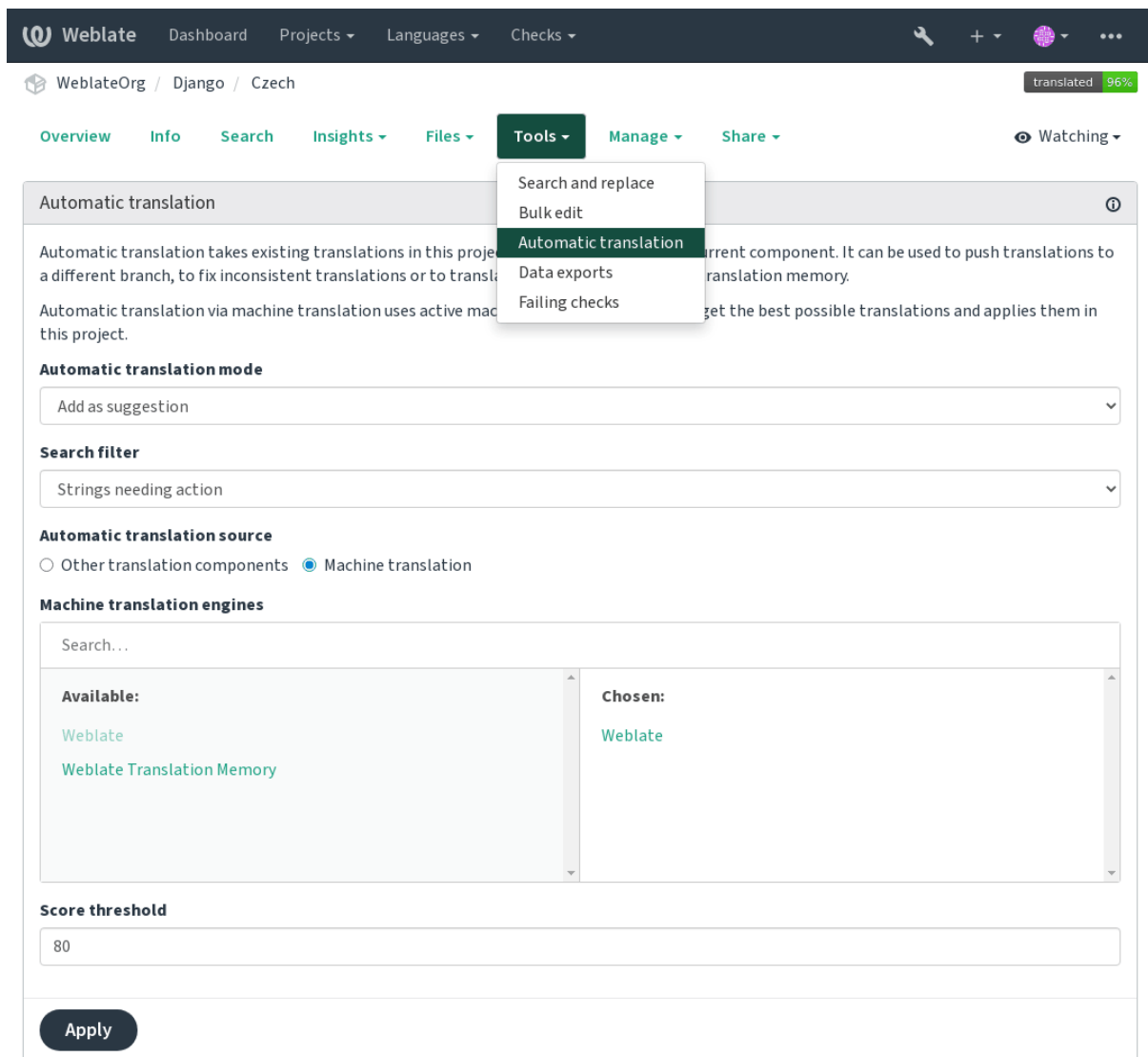
Based on configuration and your translated language, Weblate provides suggestions from several machine translation tools and *Translation Memory*. All machine translations are available in a single tab of each translation page.

See also:

You can find the list of supported tools in *Machine translation*.

1.3.9 Automatic translation

You can use automatic translation to bootstrap translation based on external sources. This tool is called *Automatic translation* accessible in the *Tools* menu, once you have selected a component and a language:



Powered by Weblate 4.5.2 [About Weblate](#) [Legal](#) [Contact](#) [Documentation](#) [Donate to Weblate](#)

Two modes of operation are possible:

- Using other Weblate components as a source for translations.
- Using selected machine translation services with translations above a certain quality threshold.

You can also choose which strings are to be auto-translated.

Warning: Be mindful that this will overwrite existing translations if employed with wide filters such as *All strings*.

Useful in several situations like consolidating translation between different components (for example the application and its website) or when bootstrapping a translation for a new component using existing translations (translation memory).

See also:

Keeping translations same across components

1.3.10 Rate limiting

To avoid abuse of the interface, rate limiting is applied to several operations like searching, sending contact forms or translating. If affected by it, you are blocked for a certain period until you can perform the operation again.

Default limits and fine-tuning is described in the administrative manual, see [Rate limiting](#).

1.3.11 Search and replace

Change terminology effectively or perform bulk fixing of the strings using *Search and replace* in the *Tools* menu.

Hint: Don't worry about messing up the strings. This is a two-step process showing a preview of edited strings before the actual change is confirmed.

1.3.12 Bulk edit

Bulk editing allows performing one operation on number of strings. You define strings by searching for them and set up something to be done for matching ones. The following operations are supported:

- Changing string state (for example to approve all unreviewed strings).
- Adjust translation flags (see [Customizing behavior using flags](#))
- Adjust string labels (see labels)

Hint: This tool is called *Bulk edit* accessible in the *Tools* menu of each project, component or translation.

See also:

[Bulk edit addon](#)

1.4 Downloading and uploading translations

You can export files from a translation, make changes, and import them again. This allows working offline, and then merging changes back into the existing translation. This works even if it has been changed in the meantime.

Note: Available options might be limited by [access control](#) settings.

1.4.1 Downloading translations

From the project or component dashboard, translatable files can be downloaded in the *Files* menu.

The first option is to download the file in the original format as it is stored in the repository. In this case, any pending changes in the translation are getting committed and the up-to-date file is yield without any conversions.

You can also download the translation converted into one of the widely used localization formats. The converted files will be enriched with data provided in Weblate; such as additional context, comments or flags. Several file formats are available via the *Files* ↓ *Customize download* menu:

- gettext PO
- XLIFF with gettext extensions
- XLIFF 1.1

- TermBase eXchange
- Translation Memory eXchange
- gettext MO
- CSV
- Excel Open XML
- JSON
- Android String Resource
- iOS strings

W

Weblate

Dashboard

Projects ▾

Languages ▾

Checks ▾

🔑

+

👤

⋮

📦 WeblateOrg

/ Django

/ Czech

translated 96%

Overview

Info

Search

Insights ▾

Files ▾

Tools ▾

Manage ▾

Share ▾

👁 Watching ▾

Quick downloads

Download translation

Customize download

Upload translation

26

File in original format as translated in the repository

gettext PO file

26

All strings, converted files enriched with comments; suitable for offline translation

CSV

gettext MO

gettext PO

TBX

TMX

XLIFF with gettext extensions

XLIFF 1.1

XLSX

1

Strings needing action, converted files enriched with comments; suitable for offline translation

CSV

gettext MO

gettext PO

TBX

TMX

XLIFF with gettext extensions

XLIFF 1.1

XLSX

Customize download

All strings ▾

File format

☒ gettext PO

☐ XLIFF with gettext extensions

☐ XLIFF 1.1

☐ TBX

☐ TMX

☐ gettext MO

☐ CSV

☐ XLSX

☐ JSON

☐ Android String Resource

☐ iOS strings

Download

Powered by Weblate 4.5.2

About Weblate

Legal

Contact

Documentation

Donate to Weblate

See also:

`GET /api/translations/(string:project)/(string:component)/(string:language)/file/`

1.4.2 Uploading translations

When you have made your changes, use *Upload translation* in the *Files* menu.

The screenshot shows the Weblate web interface. At the top, there's a navigation bar with 'Weblate', 'Dashboard', 'Projects', 'Languages', and 'Checks'. Below it, the breadcrumb 'WeblateOrg / Django / Czech' is visible, along with a 'translated 96%' indicator. The main menu includes 'Overview', 'Info', 'Search', 'Insights', 'Files', 'Tools', 'Manage', and 'Share'. The 'Files' menu is open, showing options: 'Download translation', 'Customize download', and 'Upload translation'. The 'Upload translation' dialog is displayed, containing the following fields and options:

- Upload** (tab)
- Information: 'The uploaded file will be merged with the current translation. To overwrite already translated strings, don't forget to turn it on.'
- File**
 - Choose File (button) | No file chosen
- File upload mode**
 - ☐ Add as translation
 - ☐ Add as suggestion
 - ☐ Add as translation needing edit
 - ☐ Replace existing translation file
- Processing of strings needing edit**
 - Do not import (dropdown)
- Conflict handling**
 - Update translated strings (dropdown)

Whether to overwrite existing translations if the string is already translated.
- Author name**
 - Weblate Test (text input)
- Author e-mail**
 - weblate@example.org (text input)
- Upload** (button)

Powered by Weblate 4.5.2 [About Weblate](#) [Legal](#) [Contact](#) [Documentation](#) [Donate to Weblate](#)

Supported file formats

Any file in a supported file format can be uploaded, but it is still recommended to use the same file format as the one used for translation, otherwise some features might not be translated properly.

See also:

Supported file formats

The uploaded file is merged to update the translation, overwriting existing entries by default (this can be turned off or on in the upload dialog).

Import methods

These are the choices presented when uploading translation files:

Add as translation (`translate`) Imported translations are added as translations. This is the most common use-case, and the default behavior.

Add as suggestion (`suggest`) Imported translations are added as suggestions, do this when you want to have your uploaded strings reviewed.

Add as translation needing edit (`fuzzy`) Imported translations are added as translations needing edit. This can be useful when you want translations to be used, but also reviewed.

Replace existing translation file (`replace`) Existing file is replaced with new content. This can lead to loss of existing translations, use with caution.

Update source strings (`source`) Updates source strings in bilingual translation file. This is similar to what *Update PO files to match POT (msgmerge)* does.

This option is supported only for some file formats.

Add new strings (`add`) Adds new strings to the translation. It skips the one which already exist.

In case you want to both add new strings and update existing translations, upload the file second time with *Add as translation*.

This option is available only with *Manage strings* turned on.

See also:

```
POST /api/translations/(string:project)/(string:component)/(string:language)/file/
```

Conflicts handling

Defines how to deal with uploaded strings which are already translated.

Strings needing edit

There is also an option for how to handle strings needing edit in the imported file. Such strings can be handle in one of the three following ways: “Do not import”, “Import as string needing edit”, or “Import as translated”.

Overriding authorship

With admin permissions, you can also specify authorship of uploaded file. This can be useful in case you’ve received the file in another way and want to merge it into existing translations while properly crediting the actual author.

1.5 Glossary

Each project can include one or more glossaries as a shorthand for storing terminology. Glossary easify maintaining consistency of the translation.

A glossary for each language can be managed on its own, but they are stored together as a single component which helps project admins and multilingual translators to maintain some cross-language consistency as well. Terms from the glossary containing words from the currently translated string are displayed in the sidebar of the translation editor.

1.5.1 Managing glossaries

Changed in version 4.5: Glossaries are now regular translation components and you can use all Weblate features on them — commenting, storing in a remote repository, or adding explanations.

Use any component as a glossary by turning on *Use as a glossary*. You can create multiple glossaries for one project.

An empty glossary for a given project is automatically created with the project. Glossaries are shared among all components of the same project, and optionally with other projects using *Share in projects* from the respective glossary component.

The glossary component looks like any other component in Weblate with added colored label:

The screenshot shows the Weblate interface for a glossary component. The top navigation bar includes 'Weblate', 'Dashboard', 'Projects', 'Languages', and 'Checks'. The breadcrumb trail is 'WeblateOrg / Glossary WeblateOrg / Czech'. The main content area has tabs for 'Overview', 'Info', 'Search', 'Insights', 'Files', 'Tools', and 'Share'. The 'Overview' tab is active, showing a 'Translation status' section with progress bars for 'Strings' (100%) and 'Words' (100%). Below this is a 'Strings status' section with a table of strings. The 'Other components' section shows a table of components with their translation status. At the bottom, there is a 'Browse all components' button.

Component	Translated	Untranslated	Untranslated words	Checks	Suggestions	Comments
Django	96%	1	12	3		
Language names	✓					

You can browse all glossary terms:

The screenshot shows the 'Browse' page for the glossary. The top navigation bar is the same as the previous screenshot. The breadcrumb trail is 'WeblateOrg / Glossary WeblateOrg / Czech / Browse'. The main content area has a search bar and a table of glossary terms. The table has columns for 'Key', 'English', 'Czech', and 'State'. The 'Key' column has a dropdown menu set to 'All strings'. The 'State' column shows green checkmarks for the terms.

Key	English	Czech	State
	machine translation	strojový překlad	✓
	project	projekt	✓

or edit them as any translations.

1.5.2 Glossary terms

Glossary terms are translated the same way regular strings are. You can toggle additional features using the *Tools* menu for each term.

The screenshot shows the Weblate web interface. At the top is a navigation bar with 'Weblate', 'Dashboard', 'Projects', 'Languages', and 'Checks'. Below it is a breadcrumb trail: 'WeblateOrg / Glossary WeblateOrg / Czech / Translate'. A status bar indicates 'translated 100%'. The main area is titled 'Glossary term' and contains a form for editing a term. The 'English' field contains 'project' and the 'Czech' field contains 'projekt'. There are buttons for 'Clone source', 'NBS', and a 'Tools' dropdown menu. The 'Tools' menu is open, showing options: 'Delete string', 'Mark as read-only', 'Mark as forbidden translation', 'Mark as terminology', and 'Add variant of this string'. Below the form is a table of 'Nearby strings' with columns for 'Key', 'English', and 'Czech'. The table shows two entries: 'machine translation' (English) and 'strojový překlad' (Czech), and 'project' (English) and 'projekt' (Czech). To the right of the main editor is a sidebar with 'Glossary' and 'String information' sections. The 'Glossary' section shows the current term 'project' and a button to 'Add term to glossary'. The 'String information' section shows 'String age' and 'Source string age' as '4 seconds ago'.

Not translatable terms

New in version 4.5.

Flagging certain glossary term translations `read-only` by bulk-editing, typing in the flag, or by using *Tools* ↓:guilabel:Mark as read-only means they can not be translated. Use this for brand names or other terms that should not be changed in other languages. Such terms are visually highlighted in the glossary sidebar.

See also:

Customizing behavior using flags

Forbidden translations

New in version 4.5.

Flagging certain glossary term translations as `forbidden`, by bulk-editing, typing in the flag, or by using *Tools* ↓:guilabel:Mark as forbidden translation means they are **not** to be used. Use this to clarify translation when some words are ambiguous or could have unexpected meanings.

See also:

Customizing behavior using flags

Terminology

New in version 4.5.

Flagging certain glossary terms as `terminology` by bulk-editing, typing in the flag, or or by using *Tools* ↓:guilabel:*Mark as terminology* adds entries for them to all languages in the glossary. Use this for important terms that should be well thought out, and retain a consistent meaning across all languages.

See also:

Customizing behavior using flags

Variants

Variants are a generic way to group strings together. All term variants are listed in the glossary sidebar when translating.

Hint: You can use this to add abbreviations or shorter expressions for a term.

See also:

variants

1.6 Checks and fixups

The quality checks help catch common translator errors, ensuring the translation is in good shape. The checks can be ignored in case of false positives.

Once submitting a translation with a failing check, this is immediately shown to the user:

W

Weblate

Dashboard

Projects ▾

Languages ▾

Checks ▾

🔧

+

▾

🌐

⋮

🏠

WeblateOrg / Django / Czech / Translate

translated

96%

The translation has been saved, however there are some newly failing checks: Python format, Missing plurals

<

<

1 / 1

>

>

Custom search ▾

'%(count)s word'

Position ▾

≡

⚡ Zen

≡

Translation

🔗

English

Singular

%(count)s word

📄

Plural

%(count)s words

📄

Czech, One ⓘ

📄 Clone source

🔍

↩

NBS

...

..

,

'

-

-

Czech, Few ⓘ

📄 Clone source

🔍

↩

NBS

...

..

,

'

-

-

několik slov

Czech, Other ⓘ

📄 Clone source

🔍

↩

NBS

...

..

,

'

-

-

%(count)s slov

Plural formula: (n==1) ? 0 : (n>=2 && n<=4) ? 1 : 2 ⓘ

14/140 · 15

☐ Needs editing ⓘ

Save

Suggest

Skip

Nearby strings 20

Comments

Automatic suggestions

Other languages 3

History

New comment

Comment on this string for fellow translators and developers to read.

Scope

Translation comment, discussions with other translators ▾

Is your comment specific to this translation or generic for all of them?

New comment

You can use Markdown and mention users by @username.

Save

Things to check

⚠ Python format 1 ⓘ

Following format strings are missing: %(count)s

Dismiss

Dismiss for all languages

⚠ Missing plurals 2 ⓘ

Some plural forms are not translated

Dismiss

Dismiss for all languages

Glossary

🔍

EnglishCzech

No related strings found in the glossary.

+

Add term to glossary

String information ⓘ

Screenshot context

No screenshot currently associated.

+

Add screenshot

Explanation

No explanation currently provided.

Labels

No labels currently set.

Flags

python-format

Source string location

weblate/templates/translation.html:149

String age

25 seconds ago

Source string age

26 seconds ago

Translation file

weblate/locale/cs/LC_MESSAGES/django.po, string 5

pending

Powered by Weblate 4.5.2

About Weblate

Legal

Contact

Documentation

Donate to Weblate

26

Chapter 1. User docs

1.6.1 Automatic fixups

In addition to *Quality checks*, Weblate can fix some common errors in translated strings automatically. Use it with caution to not have it add errors.

See also:

AUTOFIX_LIST

1.6.2 Quality checks

Weblate employs a wide range of quality checks on strings. The following section describes them all in further detail. There are also language specific checks. Please file a bug if anything is reported in error.

See also:

CHECK_LIST, *Customizing behavior using flags*

1.6.3 Translation checks

Executed upon every translation change, helping translators maintain good quality translations.

BBcode markup

BBcode in translation does not match source

BBCode represents simple markup, like for example highlighting important parts of a message in bold font, or italics. This check ensures they are also found in translation.

Note: The method for detecting BBcode is currently quite simple so this check might produce false positives.

Consecutive duplicated words

Text contains the same word twice in a row:

New in version 4.1.

Checks that no consecutive duplicate words occur in a translation. This usually indicates a mistake in the translation.

Hint: This check includes language specific rules to avoid false positives. In case it triggers falsely in your case, let us know. See *Reporting issues in Weblate*.

Does not follow glossary

New in version 4.5.

The translation does not follow terms defined in a glossary.

This check has to be turned on using `check-glossary` flag (see *Customizing behavior using flags*). Please consider following prior to enabling it:

- It does exact string matching, the glossary is expected to contain terms in all variants.
- Checking each string against glossary is expensive, it will slow down any operation in Weblate which involves running checks like importing strings or translating.

See also:

Glossary, *Customizing behavior using flags*, *Translation flags*

Double space

Translation contains double space

Checks that double space is present in translation to avoid false positives on other space-related checks.

Check is false when double space is found in source meaning double space is intentional.

Formatted strings

Checks that formatting in strings are replicated between both source and translation. Omitting format strings in translation usually causes severe problems, so the formatting in strings should usually match the source.

Weblate supports checking format strings in several languages. The check is not enabled automatically, only if a string is flagged appropriately (e.g. *c-format* for C format). Gettext adds this automatically, but you will probably have to add it manually for other file formats or if your PO files are not generated by **xgettext**.

This can be done per unit (see *Additional info on source strings*) or in *Component configuration*. Having it defined per component is simpler, but can lead to false positives in case the string is not interpreted as a formatting string, but format string syntax happens to be used.

Hint: In case specific format check is not available in Weblate, you can use generic *Placeholders*.

Besides checking, this will also highlight the formatting strings to easily insert them into translated strings:

[Dashboard](#)
[Projects](#)
[Languages](#)
[Checks](#)

[WeblateOrg](#) / [Django](#) / [Czech](#) / [Translate](#)
translated 96%

< 1/1 >
Custom search

Position and priority
Zen

Translation

English

Singular
%(count)s word

Plural
%(count)s words

Czech, One 1
%(count)s slovo

Czech, Few 1
%(count)s slova

Czech, Other 1
%(count)s slov

Plural formula: (n==1)?0:(n>=2&& n<=4)?1:2 1

☐ Needs editing 1

[Save](#)
[Suggest](#)
[Skip](#)

Glossary

English Czech

No related strings found in the glossary.

[+ Add term to glossary](#)

String information

Screenshot context
No screenshot currently associated.
[+ Add screenshot](#)

Explanation
No explanation currently provided.

Labels
No labels currently set.

Flags
python-format

Source string location
[weblate/templates/translation.html:149](#)

String age
15 seconds ago

Source string age
16 seconds ago

Translation file
weblate/locale/cs/LC_MESSAGES/django.po, string 5

[Nearby strings](#) 20
[Comments](#)
[Automatic suggestions](#)
[Other languages](#) 3
[History](#)

No matching activity found.

[Browse all component changes](#)

Powered by Weblate 4.5.2 [About Weblate](#) [Legal](#) [Contact](#) [Documentation](#) [Donate to Weblate](#)

AngularJS interpolation string

AngularJS interpolation strings do not match source

Named format string	Your balance is {{amount}} {{ currency }}
Flag to enable	<i>angularjs-format</i>

See also:

[AngularJS text interpolation](#)

C format

C format string does not match source

Simple format string	There are %d apples
Position format string	Your balance is %1\$d %2\$s
Flag to enable	<i>c-format</i>

See also:

[C format strings](#), [C printf format](#)

C# format

C# format string does not match source

Position format string	There are {0} apples
Flag to enable	<i>c-sharp-format</i>

See also:

[C# String Format](#)

ECMAScript template literals

ECMAScript template literals do not match source

Interpolation	There are \${number} apples
Flag to enable	<i>es-format</i>

See also:

[Template literals](#)

i18next interpolation

The i18next interpolation does not match source

New in version 4.0.

Interpolation	There are {{number}} apples
Nesting	There are \$t(number) apples
Flag to enable	<i>i18next-interpolation</i>

See also:

[i18next interpolation](#)

Java format

Java format string does not match source

Simple format string	There are %d apples
Position format string	Your balance is %1\$d %2\$s
Flag to enable	<i>java-format</i>

See also:

[Java Format Strings](#)

Java MessageFormat

Java MessageFormat string does not match source

Position format string	There are {0} apples
Flag to enable	<i>java-messageformat</i> enables the check unconditionally
	<i>auto-java-messageformat</i> enables check only if there is a format string in the source

See also:

[Java MessageFormat](#)

JavaScript format

JavaScript format string does not match source

Simple format string	There are %d apples
Flag to enable	<i>javascript-format</i>

See also:

[JavaScript formatting strings](#)

Lua format

Lua format string does not match source

Simple format string	There are %d apples
Flag to enable	<i>lua-format</i>

See also:

[Lua formatting strings](#)

Percent placeholders

The percent placeholders do not match source

New in version 4.0.

Simple format string	There are %number% apples
Flag to enable	<i>percent-placeholders</i>

Perl format

Perl format string does not match source

Simple format string	There are %d apples
Position format string	Your balance is %1\$d %2\$s
Flag to enable	<i>perl-format</i>

See also:

[Perl sprintf](#), [Perl Format Strings](#)

PHP format

PHP format string does not match source

Simple format string	There are %d apples
Position format string	Your balance is %1\$d %2\$s
Flag to enable	<i>php-format</i>

See also:

[PHP sprintf documentation](#), [PHP Format Strings](#)

Python brace format

Python brace format string does not match source

Simple format string	There are {} apples
Named format string	Your balance is {amount} {currency}
Flag to enable	<i>python-brace-format</i>

See also:

[Python brace format](#), [Python Format Strings](#)

Python format

Python format string does not match source

Simple format string	There are %d apples
Named format string	Your balance is %(amount) %(currency)
Flag to enable	<i>python-format</i>

See also:

[Python string formatting](#), [Python Format Strings](#)

Qt format

Qt format string does not match source

Position format string	There are %1 apples
Flag to enable	<i>qt-format</i>

See also:

[Qt QString::arg\(\)](#)

Qt plural format

Qt plural format string does not match source

Plural format string	There are %Ln apple(s)
Flag to enable	<i>qt-plural-format</i>

See also:

[Qt i18n guide](#)

Ruby format

Ruby format string does not match source

Simple format string	There are %d apples
Position format string	Your balance is %1\$f %2\$s
Named format string	Your balance is %+.2<amount>f %<currency>s
Named template string	Your balance is %{amount} %{currency}
Flag to enable	<i>ruby-format</i>

See also:

[Ruby Kernel#sprintf](#)

Scheme format

Scheme format string does not match source

Simple format string	There are ~d apples
Flag to enable	<i>scheme-format</i>

See also:

[Srfi 28](#), [Chicken Scheme format](#), [Guile Scheme formatted output](#)

Vue I18n formatting

The Vue I18n formatting does not match source

Named formatting	There are {count} apples
Rails i18n formatting	There are %{count} apples
Linked locale messages	@:message.dio @:message.the_world!
Flag to enable	<i>vue-format</i>

See also:

[Vue I18n Formatting](#), [Vue I18n Linked locale messages](#)

Has been translated

This string has been translated in the past

Means a string has been translated already. This can happen when the translations have been reverted in VCS or lost otherwise.

Inconsistent

This string has more than one translation in this project or is not translated in some components.

Weblate checks translations of the same string across all translation within a project to help you keep consistent translations.

The check fails on differing translations of one string within a project. This can also lead to inconsistencies in displayed checks. You can find other translations of this string on the *Other occurrences* tab.

Note: This check also fires in case the string is translated in one component and not in another. It can be used as a quick way to manually handle strings which are not translated in some components just by clicking on the *Use this translation* button displayed on each line in the *Other occurrences* tab.

You can use [Automatic translation](#) addon to automate translating of newly added strings which are already translated in another component.

See also:

[Keeping translations same across components](#)

Kashida letter used

The decorative kashida letters should not be used

New in version 3.5.

The decorative Kashida letters should not be used in translation. These are also known as Tatweel.

See also:

[Kashida on Wikipedia](#)

Markdown links

Markdown links do not match source

New in version 3.5.

Markdown links do not match source.

See also:

[Markdown links](#)

Markdown references

Markdown link references do not match source

New in version 3.5.

Markdown link references do not match source.

See also:

[Markdown links](#)

Markdown syntax

Markdown syntax does not match source

New in version 3.5.

Markdown syntax does not match source

See also:

[Markdown span elements](#)

Maximum length of translation

Translation should not exceed given length

Checks that translations are of acceptable length to fit available space. This only checks for the length of translation characters.

Unlike the other checks, the flag should be set as a `key:value` pair like `max-length:100`.

Hint: This check looks at number of chars, what might not be the best metric when using proportional fonts to render the text. The [Maximum size of translation](#) check does check actual rendering of the text.

The `replacements:` flag might be also useful to expand placeables before checking the string.

Maximum size of translation

Translation rendered text should not exceed given size

New in version 3.7.

Translation rendered text should not exceed given size. It renders the text with line wrapping and checks if it fits into given boundaries.

This check needs one or two parameters - maximal width and maximal number of lines. In case the number of lines is not provided, one line text is considered.

You can also configure used font by `font-*` directives (see [Customizing behavior using flags](#)), for example following translation flags say that the text rendered with ubuntu font size 22 should fit into two lines and 500 pixels:

```
max-size:500:2, font-family:ubuntu, font-size:22
```

Hint: You might want to set `font-*` directives in [Component configuration](#) to have the same font configured for all strings within a component. You can override those values per string in case you need to customize it per string.

The `replacements:` flag might be also useful to expand placeables before checking the string.

See also:

[Managing fonts](#), [Customizing behavior using flags](#), [Maximum length of translation](#)

Mismatched \n

Number of \n in translation does not match source

Usually escaped newlines are important for formatting program output. Check fails if the number of `\n` literals in translation do not match the source.

Mismatched colon

Source and translation do not both end with a colon

Checks that colons are replicated between both source and translation. The presence of colons is also checked for various languages where they do not belong (Chinese or Japanese).

See also:

[Colon on Wikipedia](#)

Mismatched ellipsis

Source and translation do not both end with an ellipsis

Checks that trailing ellipses are replicated between both source and translation. This only checks for real ellipsis (...) not for three dots (. . .).

An ellipsis is usually rendered nicer than three dots in print, and sounds better with text-to-speech.

See also:

[Ellipsis on Wikipedia](#)

Mismatched exclamation mark

Source and translation do not both end with an exclamation mark

Checks that exclamations are replicated between both source and translation. The presence of exclamation marks is also checked for various languages where they do not belong (Chinese, Japanese, Korean, Armenian, Limbu, Myanmar or Nko).

See also:

[Exclamation mark on Wikipedia](#)

Mismatched full stop

Source and translation do not both end with a full stop

Checks that full stops are replicated between both source and translation. The presence of full stops is checked for various languages where they do not belong (Chinese, Japanese, Devanagari or Urdu).

See also:

[Full stop on Wikipedia](#)

Mismatched question mark

Source and translation do not both end with a question mark

Checks that question marks are replicated between both source and translation. The presence of question marks is also checked for various languages where they do not belong (Armenian, Arabic, Chinese, Korean, Japanese, Ethiopic, Vai or Coptic).

See also:

[Question mark on Wikipedia](#)

Mismatched semicolon

Source and translation do not both end with a semicolon

Checks that semicolons at the end of sentences are replicated between both source and translation. This can be useful to keep formatting of entries such as desktop files.

See also:

[Semicolon on Wikipedia](#)

Mismatching line breaks

Number of new lines in translation does not match source

Usually newlines are important for formatting program output. Check fails if the number of `\n` literals in translation do not match the source.

Missing plurals

Some plural forms are not translated

Checks that all plural forms of a source string have been translated. Specifics on how each plural form is used can be found in the string definition.

Failing to fill in plural forms will in some cases lead to displaying nothing when the plural form is in use.

Placeholders

Translation is missing some placeholders:

New in version 3.9.

Changed in version 4.3: You can use regular expression as placeholder.

Translation is missing some placeholders. These are either extracted from the translation file or defined manually using `placeholders` flag, more can be separated with colon, strings with space can be quoted:

```
placeholders:$URL$:$TARGET$:"some long text"
```

In case you have some syntax for placeholders, you can use a regular expression:

```
placeholders:r"%[^\% ]%"
```

See also:

Customizing behavior using flags

Punctuation spacing

Missing non breakable space before double punctuation sign

New in version 3.9.

Checks that there is non breakable space before double punctuation sign (exclamation mark, question mark, semicolon and colon). This rule is used only in a few selected languages like French or Breton, where space before double punctuation sign is a typographic rule.

See also:

[French and English spacing on Wikipedia](#)

Regular expression

Translation does not match regular expression:

New in version 3.9.

Translation does not match regular expression. The expression is either extracted from the translation file or defined manually using `regex` flag:

```
regex:^foo|bar$
```

Same plurals

Some plural forms are translated in the same way

Check that fails if some plural forms are duplicated in the translation. In most languages they have to be different.

Starting newline

Source and translation do not both start with a newline

Newlines usually appear in source strings for good reason, omissions or additions can lead to formatting problems when the translated text is put to use.

See also:

Trailing newline

Starting spaces

Source and translation do not both start with same number of spaces

A space in the beginning of a string is usually used for indentation in the interface and thus important to keep.

Trailing newline

Source and translation do not both end with a newline

Newlines usually appear in source strings for good reason, omissions or additions can lead to formatting problems when the translated text is put to use.

See also:

Starting newline

Trailing space

Source and translation do not both end with a space

Checks that trailing spaces are replicated between both source and translation.

Trailing space is usually utilized to space out neighbouring elements, so removing it might break layout.

Unchanged translation

Source and translation are identical

Happens if the source and corresponding translation strings is identical, down to at least one of the plural forms. Some strings commonly found across all languages are ignored, and various markup is stripped. This reduces the number of false positives.

This check can help find strings mistakenly untranslated.

The default behavior of this check is to exclude words from the built-in blacklist from the checking. These are words which are frequently not being translated. This is useful to avoid false positives on short strings, which consist only of single word which is same in several languages. This blacklist can be disabled by adding `strict-same` flag to string or component.

See also:

Component configuration, Customizing behavior using flags

Unsafe HTML

The translation uses unsafe HTML markup

New in version 3.9.

The translation uses unsafe HTML markup. This check has to be enabled using `safe-html` flag (see [Customizing behavior using flags](#)). There is also accompanied autofixer which can automatically sanitize the markup.

See also:

The HTML check is performed by the [Bleach](#) library developed by Mozilla.

URL

The translation does not contain an URL

New in version 3.5.

The translation does not contain an URL. This is triggered only in case the unit is marked as containing URL. In that case the translation has to be a valid URL.

XML markup

XML tags in translation do not match source

This usually means the resulting output will look different. In most cases this is not a desired result from changing the translation, but occasionally it is.

Checks that XML tags are replicated between both source and translation.

XML syntax

The translation is not valid XML

New in version 2.8.

The XML markup is not valid.

Zero-width space

Translation contains extra zero-width space character

Zero-width space (`<U+200B>`) characters are used to break messages within words (word wrapping).

As they are usually inserted by mistake, this check is triggered once they are present in translation. Some programs might have problems when this character is used.

See also:

[Zero width space on Wikipedia](#)

1.6.4 Source checks

Source checks can help developers improve the quality of source strings.

Ellipsis

The string uses three dots (...) instead of an ellipsis character (...)

This fails when the string uses three dots (. . .) when it should use an ellipsis character (...).

Using the Unicode character is in most cases the better approach and looks better rendered, and may sound better with text-to-speech.

See also:

[Ellipsis on Wikipedia](#)

Long untranslated

The string has not been translated for a long time

New in version 4.1.

When the string has not been translated for a long time, it can indicate problem in a source string making it hard to translate.

Multiple failing checks

The translations in several languages have failing checks

Numerous translations of this string have failing quality checks. This is usually an indication that something could be done to improve the source string.

This check failing can quite often be caused by a missing full stop at the end of a sentence, or similar minor issues which translators tend to fix in translation, while it would be better to fix it in the source string.

Multiple unnamed variables

There are multiple unnamed variables in the string, making it impossible for translators to reorder them

New in version 4.1.

There are multiple unnamed variables in the string, making it impossible for translators to reorder them.

Consider using named variables instead to allow translators to reorder them.

Unpluralised

The string is used as plural, but not using plural forms

The string is used as a plural, but does not use plural forms. In case your translation system supports this, you should use the plural aware variant of it.

For example with Gettext in Python it could be:

```
from gettext import gettext

print gettext("Selected %d file", "Selected %d files", files) % files
```

1.7 Searching

New in version 3.9.

Advanced queries using boolean operations, parentheses, or field specific lookup can be used to find the strings you want.

When no field is defined, the lookup happens on *Source*, *Translate* and *Context* fields.

The screenshot shows the Weblate web interface. At the top is a dark navigation bar with the Weblate logo and links to Dashboard, Projects, Languages, and Checks. Below this is a light-colored header with 'Watched translations 0', 'Suggested translations 0', 'Insights', and a 'Search' button. The main content area is titled 'Search' and contains a search bar with a dropdown menu set to 'All strings'. To the right of the search bar is a 'Sort By' dropdown. Below the search bar is an 'Advanced query builder' section with a 'Source strings' dropdown, a 'Search for...' input field, an 'Exact' checkbox, and an 'Add' button. There is also a 'String has suggestion' dropdown and an 'Add' button. Below the advanced query builder is a 'String changed after' dropdown with a date input 'mm/dd/yyyy' and an 'Add' button. The 'Query examples' section lists several pre-defined queries with their corresponding filters and an 'Add' button for each:

Query examples	Filter	Action
Review strings changed by other users	changed:>=2021-02-23 AND NOT changed_by:testuser	Add
Translated strings	state:>=translated	Add
Strings with comments	has:comment	Add
Strings with any failing checks	has:check	Add
Strings with suggestions from others	has:suggestion AND NOT suggestion_author:testuser	Add
Approved strings with suggestions	state:approved AND has:suggestion	Add
All untranslated strings added the past month	added:>=2021-02-23 AND state:<=needs-editing	Add
Translated strings in a certain language	is:translated AND language:cs	Add

At the bottom of the search section is a 'Search' button. The footer of the page indicates 'Powered by Weblate 4.5.2' and provides links to 'About Weblate', 'Legal', 'Contact', 'Documentation', and 'Donate to Weblate'.

1.7.1 Simple search

Any phrase typed into the search box is split into words. Strings containing any of them are shown. To look for an exact phrase, put “the searchphrase” into quotes (both single (') and double (") quotes will work): "this is a quoted string" or 'another quoted string'.

1.7.2 Fields

source:TEXT Source string case insensitive search.

target:TEXT Target string case insensitive search.

context:TEXT Context string case insensitive search.

key:TEXT Key string case insensitive search.

note:TEXT Comment string case insensitive search.

location:TEXT Location string case insensitive search.

priority:NUMBER String priority.

added:DATETIME Timestamp for when the string was added to Weblate.

state:TEXT State search (approved, translated, needs-editing, empty, read-only), supports *Field operators*.

pending:BOOLEAN String pending for flushing to VCS.

has:TEXT Search for string having attributes - plural, context, suggestion, comment, check, dismissed-check, translation, variant, screenshot, flags, explanation, glossary.

is:TEXT Search for string states (pending, translated, untranslated).

language:TEXT String target language.

component:TEXT Component slug, see *Component slug*.

project:TEXT Project slug, see *URL slug*.

changed_by:TEXT String was changed by author with given username.

changed:DATETIME String content was changed on date, supports *Field operators*.

change_time:DATETIME String was changed on date, supports *Field operators*, unlike **changed** this includes event which don't change content and you can apply custom action filtering using **change_action**.

change_action:TEXT Filters on change action, useful together with **change_time**. Accepts English name of the change action, either quoted and with spaces or lowercase and spaces replaced by a hyphen. See *Searching for changes* for examples.

check:TEXT String has failing check.

dismissed_check:TEXT String has dismissed check.

comment:TEXT Search in user comments.

comment_author:TEXT Filter by comment author.

suggestion:TEXT Search in suggestions.

suggestion_author:TEXT Filter by suggestion author.

explanation:TEXT Search in explanations.

1.7.3 Boolean operators

You can combine lookups using AND, OR, NOT and parentheses to form complex queries. For example:
`state:translated AND (source:hello OR source:bar)`

1.7.4 Field operators

You can specify operators, ranges or partial lookups for date or numeric searches:

state:>=translated State is translated or better (approved).

changed:2019 Changed in year 2019.

changed:[2019-03-01 to 2019-04-01] Changed between two given dates.

1.7.5 Exact operators

You can do an exact match query on different string fields using = operator. For example, to search for all source strings exactly matching `hello world`, use: `source:="hello world"`. For searching single word expressions, you can skip quotes. For example, to search for all source strings matching `hello`, you can use: `source:=hello`.

1.7.6 Searching for changes

New in version 4.4.

Searching for history events can be done using `change_action` and `change_time` operators.

For example, searching for strings marked for edit in 2018 can be entered as `change_time:2018 AND change_action:marked-for-edit` or `change_time:2018 AND change_action:"Marked for edit"`.

1.7.7 Regular expressions

Anywhere text is accepted you can also specify a regular expression as `r"regexp"`.

For example, to search for all source strings which contain any digit between 2 and 5, use `source:r"[2-5]"`.

1.7.8 Predefined queries

You can select out of predefined queries on the search page, this allows you to quickly access the most frequent searches:

[Dashboard](#)
[Projects](#)
[Languages](#)
[Checks](#)

[WebateOrg](#) / [Django](#) / [Czech](#) / [Translate](#)

translated 96%

1/1

< >

Custom search

'%(count)s word'

Zen

Translation

English

Singular

'%(count)s word'

Plural

'%(count)s words'

Czech, One

'%(count)s slovo'

Czech, Few

'%(count)s slova'

Czech, Other

'%(count)s slov'

Plural formula: (n==1) ? 0 : (n>=2 && n<=4) ? 1 : 2

Needs editing

Save

Suggest

Skip

15/140 · 14

Clone source

NBS

...

"

'

-

15/140 · 15

Explanation

No explanation currently provided.

Labels

No labels currently set.

Flags

python-format

Source string location

weblate/templates/translation.h tml:149

String age

15 seconds ago

Source string age

16 seconds ago

Translation file

weblate/locale/cs/LC_MESSAGE S/django.po, string 5

Nearby strings 20

Comments

Automatic suggestions

Other languages 3

History

New comment

Comment on this string for fellow translators and developers to read.

Scope

Translation comment, discussions with other translators

Is your comment specific to this translation or generic for all of them?

New comment

You can use Markdown and mention users by @username.

Save

Powered by Weblate 4.5.2 [About Weblate](#) [Legal](#) [Contact](#) [Documentation](#) [Donate to Weblate](#)

1.7. Searching

45

1.7.9 Ordering the results

There are many options to order the strings according to your needs:

The screenshot displays the Weblate web interface for a project named 'Django' in the 'Czech' language. The top navigation bar includes 'Weblate', 'Dashboard', 'Projects', 'Languages', and 'Checks'. The main header shows 'WeblateOrg / Django / Czech / Translate' and a 'translated 96%' status. Below the header, there are navigation buttons for 'Not translated strings' and 'state:empty', along with a 'Zen' view toggle. A dropdown menu titled 'Position and priority' is open, showing the following options: Position and priority, Position, Priority, Labels, Source string, Translated string, Age of string, Number of words, Number of comments, Number of failing checks, and Key. The main content area shows a 'Translation' section with an 'English' source string: 'The string uses three dots (...) instead of an ellipsis character (...)'. Below this is a 'Czech' target string field with a 'Clone source' button and a 'Needs editing' checkbox. At the bottom of the translation section are 'Save', 'Suggest', and 'Skip' buttons. To the right of the translation section is a sidebar with tabs for 'Nearby strings' (16), 'Comments', 'Automatic suggestions', and 'Other languages' (3). Below these tabs is a 'New comment' form with a 'Scope' dropdown set to 'Translation comment, discussions with other translators', a question 'Is your comment specific to this translation or generic for all of them?', a text area for the comment, and a 'Save' button. The sidebar also contains an 'Explanation' section with a 'No explanation currently provided.' message, 'Labels' section with 'No labels currently set.', 'Flags' section with 'No flags currently set.', 'Source string location' section with the path 'weblate/checks/source.py:54', 'String age' section with '20 seconds ago', 'Source string age' section with '21 seconds ago', and 'Translation file' section with the path 'weblate/locale/cs/LC_MESSAGE S/django.po, string 26'.

1.8 Translation workflows

Using Weblate is a process that brings your users closer to you, by bringing you closer to your translators. It is up to you to decide how many of its features you want to make use of.

The following is not a complete list of ways to configure Weblate. You can base other workflows on the most usual examples listed here.

1.8.1 Translation access

The *access control* is not discussed in detail as a whole in the workflows, as most of its options can be applied to any workflow. Please consult the respective documentation on how to manage access to translations.

In the following chapters, *any user* means a user who has access to the translation. It can be any authenticated user if the project is public, or a user that has a *Translate* permission for the project.

1.8.2 Translation states

Each translated string can be in one of following states:

Untranslated Translation is empty, it might or not be stored in the file, depending on the file format.

Needs editing Translation needs editing, this is usually the result of a source string change, fuzzy matching or translator action. The translation is stored in the file, depending on the file format it might be marked as needing edit (for example as it gets a `fuzzy` flag in the Gettext file).

Waiting for review Translation is made, but not reviewed. It is stored in the file as a valid translation.

Approved Translation has been approved in the review. It can no longer be changed by translators, but only by reviewers. Translators can only add suggestions to it.

Suggestions Suggestions are stored in Weblate only and not in the translation file.

The states are represented in the translation files when possible.

Hint: In case file format you use does not support storing states, you might want to use *Flag unchanged translations as “Needs editing”* addon to flag unchanged strings as needing editing.

See also:

Translation types capabilities, Translation workflows

1.8.3 Direct translation

This is most usual setup for smaller teams, anybody can directly translate. This is also the default setup in Weblate.

- *Any user* can edit translations.
- Suggestions are optional ways to suggest changes, when translators are not sure about the change.

Setting	Value	Note
Enable reviews	off	Configured at project level.
Enable suggestions	on	It is useful for users to be able to suggest when they are not sure.
Suggestion voting	off	
Autoaccept suggestions	0	
Translators group	<i>Users</i>	Or <i>Translate</i> with <i>per-project access control</i> .
Reviewers group	N/A	Not used.

1.8.4 Peer review

With this workflow, anybody can add suggestions, and need approval from additional member(s) before it is accepted as a translation.

- *Any user* can add suggestions.
- *Any user* can vote for suggestions.
- Suggestions become translations when given a predetermined number of votes.

Setting	Value	Note
Enable reviews	off	Configured at project level.
Enable suggestions	on	
Suggestion voting	off	
Autoaccept suggestions	1	You can set higher value to require more peer reviews.
Translators group	<i>Users</i>	Or <i>Translate</i> with <i>per-project access control</i> .
Reviewers group	N/A	Not used, all translators review.

1.8.5 Dedicated reviewers

New in version 2.18: The proper review workflow is supported since Weblate 2.18.

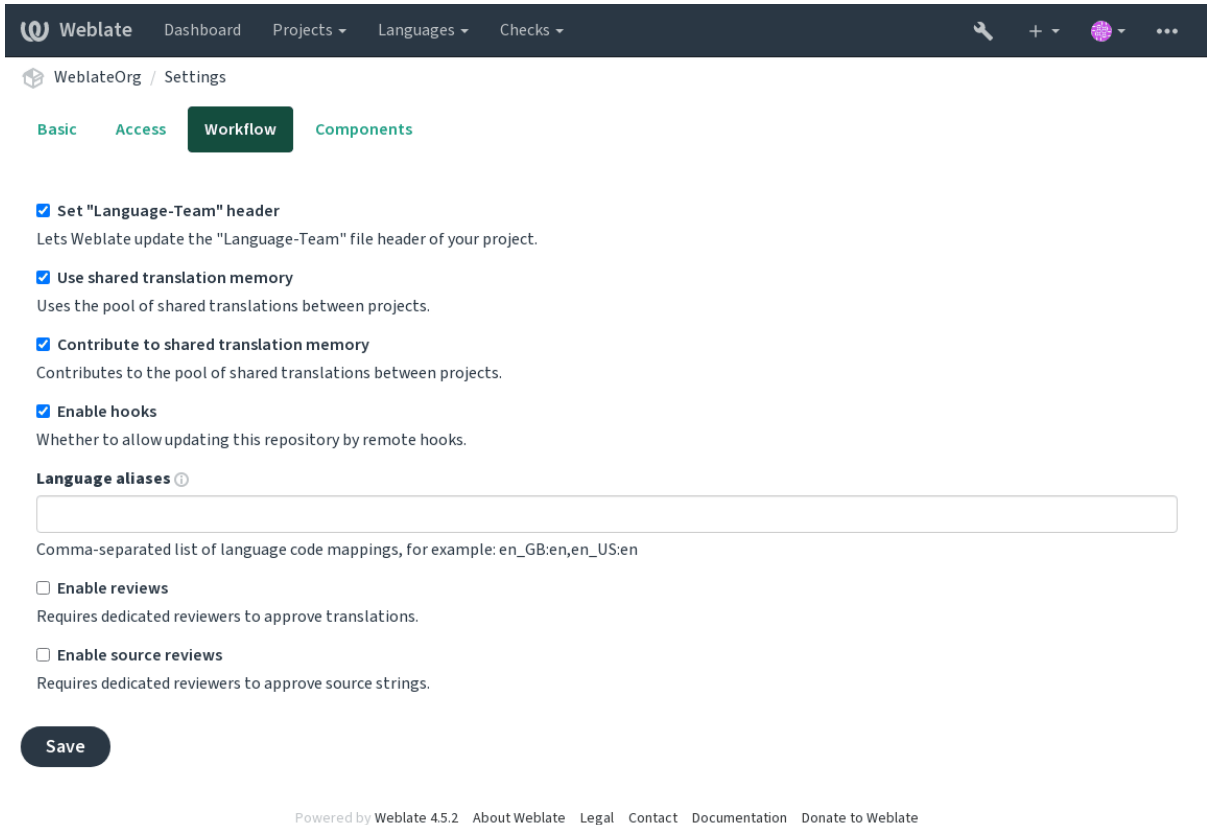
With dedicated reviewers you have two groups of users, one able to submit translations, and one able to review them to ensure translations are consistent and that the quality is good.

- *Any user* can edit unapproved translations.
- *Reviewer* can approve / unapprove strings.
- *Reviewer* can edit all translations (including approved ones).
- Suggestions can also be used to suggest changes for approved strings.

Setting	Value	Note
Enable reviews	on	Configured at project level.
Enable suggestions	off	It is useful for users to be able to suggest when they are not sure.
Suggestion voting	off	
Autoaccept suggestions	0	
Translators group	<i>Users</i>	Or <i>Translate</i> with <i>per-project access control</i> .
Reviewers group	<i>Reviewers</i>	Or <i>Review</i> with <i>per-project access control</i> .

1.8.6 Turning on reviews

Reviews can be turned on in the project configuration, from the *Workflow* subpage of project settings (to be found in the *Manage* → *Settings* menu):



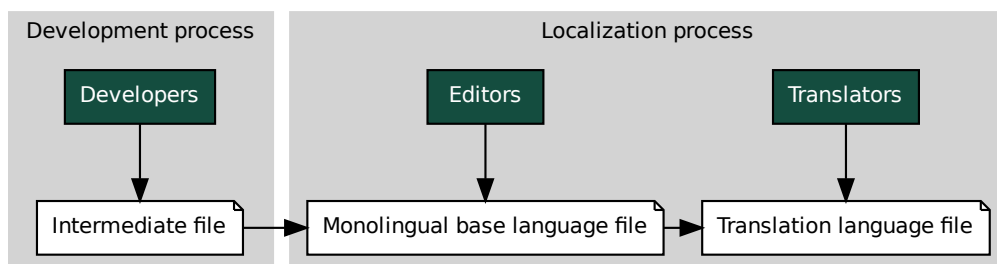
The screenshot shows the Weblate web interface. At the top is a dark navigation bar with the Weblate logo and links to Dashboard, Projects, Languages, and Checks. Below this is a breadcrumb trail: WeblateOrg / Settings. The main content area has four tabs: Basic, Access, Workflow (which is active and highlighted in green), and Components. Under the Workflow tab, there are five checked settings: 'Set "Language-Team" header' (description: Lets Weblate update the "Language-Team" file header of your project.), 'Use shared translation memory' (description: Uses the pool of shared translations between projects.), 'Contribute to shared translation memory' (description: Contributes to the pool of shared translations between projects.), 'Enable hooks' (description: Whether to allow updating this repository by remote hooks.), and 'Language aliases' (with a help icon). Below these is a text input field for language code mappings, with a description: 'Comma-separated list of language code mappings, for example: en_GB:en,en_US:en'. There are also two unchecked settings: 'Enable reviews' (description: Requires dedicated reviewers to approve translations.) and 'Enable source reviews' (description: Requires dedicated reviewers to approve source strings.). At the bottom left of the settings area is a 'Save' button. At the bottom of the page is a footer with the text 'Powered by Weblate 4.5.2' and links to About Weblate, Legal, Contact, Documentation, and Donate to Weblate.

Note: Depending on Weblate configuration, the setting might not be available to you. For example on Hosted Weblate this is not available for projects hosted for free.

1.8.7 Quality gateway for the source strings

In many cases the original source language strings are coming from developers, because they write the code and provide initial strings. However developers are often not a native speakers in the source language and do not provide desired quality of the source strings. The intermediate translation can help you in addressing this - there is additional quality gateway for the strings between developers and translators and users.

By setting *Intermediate language file*, this file will be used as source for the strings, but it will be edited to source language to polish it. Once the string is ready in the source language, it will be also available for translators to translate into additional languages.



See also:

Intermediate language file, Monolingual base language file, Bilingual and monolingual formats

1.8.8 Source strings reviews

With *Enable source reviews* enabled, the review process can be applied on the source strings. Once enabled, users can report issues in the source strings. The actual process depends on whether you use bilingual or monolingual formats.

For monolingual formats, the source string review behaves similarly as with *Dedicated reviewers* - once issue is reported on the source string, it is marked as *Needs editing*.

The bilingual formats do not allow direct editing of the source strings (these are typically extracted directly from the source code). In this case *Source needs review* label is attached to strings reported by translators. You should review such strings and either edit them in the source or remove the label.

See also:

Bilingual and monolingual formats, Dedicated reviewers, labels, Comments

1.9 Frequently Asked Questions

1.9.1 Configuration

How to create an automated workflow?

Weblate can handle all the translation things semi-automatically for you. If you give it push access to your repository, the translations can happen without interaction, unless some merge conflict occurs.

1. Set up your Git repository to tell Weblate when there is any change, see *Notification hooks* for info on how to do it.
2. Set a push URL at your *Component configuration* in Weblate, this allows Weblate to push changes to your repository.
3. Turn on *Push on commit* on your *Component configuration* in Weblate, this will make Weblate push changes to your repository whenever they happen at Weblate.

See also:

Continuous localization, Avoiding merge conflicts

How to access repositories over SSH?

Please see *Accessing repositories* for info on setting up SSH keys.

How to fix merge conflicts in translations?

Merge conflicts happen from time to time when the translation file is changed in both Weblate and the upstream repository concurrently. You can usually avoid this by merging Weblate translations prior to making changes in the translation files (e.g. before running `msgmerge`). Just tell Weblate to commit all pending translations (you can do it in *Repository maintenance* in the *Manage* menu) and merge the repository (if automatic push is not on).

If you've already ran into a merge conflict, the easiest way is to solve all conflicts locally at your workstation - is to simply add Weblate as a remote repository, merge it into upstream and fix any conflicts. Once you push changes back, Weblate will be able to use the merged version without any other special actions.

Note: Depending on your setup, access to the Weblate repository might require authentication. When using the built-in *Git exporter* in Weblate, you authenticate with your username and the API key.

```
# Commit all pending changes in Weblate, you can do this in the UI as well:
wlc commit
# Lock the translation in Weblate, again this can be done in the UI as well:
wlc lock
# Add Weblate as remote:
git remote add weblate https://hosted.weblate.org/git/project/component/
# You might need to include credentials in some cases:
git remote add weblate https://username:APIKEY@hosted.weblate.org/git/project/
↪component/

# Update weblate remote:
git remote update weblate

# Merge Weblate changes:
git merge weblate/main

# Resolve conflicts:
edit ...
git add ...
...
git commit

# Push changes to upstream repository, Weblate will fetch merge from there:
git push

# Open Weblate for translation:
wlc unlock
```

If you're using multiple branches in Weblate, you can do the same to all of them:

```
# Add and update Weblate remotes
git remote add weblate-one https://hosted.weblate.org/git/project/one/
git remote add weblate-second https://hosted.weblate.org/git/project/second/
git remote update weblate-one weblate-second

# Merge QA_4_7 branch:
git checkout QA_4_7
git merge weblate-one/QA_4_7
... # Resolve conflicts
git commit

# Merge main branch:
git checkout main
git merge weblate-second/main
... # Resolve conflicts
git commit

# Push changes to the upstream repository, Weblate will fetch the merge from there:
git push
```

In case of gettext PO files, there is a way to merge conflicts in a semi-automatic way:

Fetch and keep a local clone of the Weblate Git repository. Also get a second fresh local clone of the upstream Git repository (i. e. you need two copies of the upstream Git repository: An intact and a working copy):

```
# Add remote:
git remote add weblate /path/to/weblate/snapshot/
```

(continues on next page)

(continued from previous page)

```
# Update Weblate remote:
git remote update weblate

# Merge Weblate changes:
git merge weblate/main

# Resolve conflicts in the PO files:
for PO in `find . -name '*.po'` ; do
    msgcat --use-first /path/to/weblate/snapshot/$PO\
            /path/to/upstream/snapshot/$PO -o $PO.merge
    msgmerge --previous --lang=${PO%.po} $PO.merge domain.pot -o $PO
    rm $PO.merge
    git add $PO
done
git commit

# Push changes to the upstream repository, Weblate will fetch merge from there:
git push
```

See also:

How to export the Git repository that Weblate uses?, Continuous localization, Avoiding merge conflicts, Weblate Client

How do I translate several branches at once?

Weblate supports pushing translation changes within one *Project configuration*. For every *Component configuration* which has it turned on (the default behavior), the change made is automatically propagated to others. This way translations are kept synchronized even if the branches themselves have already diverged quite a lot, and it is not possible to simply merge translation changes between them.

Once you merge changes from Weblate, you might have to merge these branches (depending on your development workflow) discarding differences:

```
git merge -s ours origin/maintenance
```

See also:

Keeping translations same across components

How to translate multi-platform projects?

Weblate supports a wide range of file formats (see *Supported file formats*) and the easiest approach is to use the native format for each platform.

Once you have added all platform translation files as components in one project (see *Adding translation projects and components*), you can utilize the translation propagation feature (turned on by default, and can be turned off in the *Component configuration*) to translate strings for all platforms at once.

See also:

Keeping translations same across components

How to export the Git repository that Weblate uses?

There is nothing special about the repository, it lives under the `DATA_DIR` directory and is named `vcs/<project>/<component>/`. If you have SSH access to this machine, you can use the repository directly.

For anonymous access, you might want to run a Git server and let it serve the repository to the outside world.

Alternatively, you can use *Git exporter* inside Weblate to automate this.

What are the options for pushing changes back upstream?

This heavily depends on your setup, Weblate is quite flexible in this area. Here are examples of some workflows used with Weblate:

- Weblate automatically pushes and merges changes (see *How to create an automated workflow?*).
- You manually tell Weblate to push (it needs push access to the upstream repository).
- Somebody manually merges changes from the Weblate git repository into the upstream repository.
- Somebody rewrites history produced by Weblate (e.g. by eliminating merge commits), merges changes, and tells Weblate to reset the content in the upstream repository.

Of course you are free to mix all of these as you wish.

How can I limit Weblate access to only translations, without exposing source code to it?

You can use `git submodule` for separating translations from source code while still having them under version control.

1. Create a repository with your translation files.
2. Add this as a submodule to your code:

```
git submodule add git@example.com:project-translations.git path/to/translations
```

3. Link Weblate to this repository, it no longer needs access to the repository containing your source code.
4. You can update the main repository with translations from Weblate by:

```
git submodule update --remote path/to/translations
```

Please consult the `git submodule` documentation for more details.

How can I check whether my Weblate is set up properly?

Weblate includes a set of configuration checks which you can see in the admin interface, just follow the *Performance report* link in the admin interface, or open the `/manage/performance/` URL directly.

Why are all commits committed by Weblate <noreply@weblate.org>?

This is the default committer name, configured when you create a translation component. You can change it in the administration at any time.

The author of every commit (if the underlying VCS supports it) is still recorded correctly as the user that made the translation.

See also:

Component configuration

1.9.2 Usage

How do I review the translations of others?

- There are several review based workflows available in Weblate, see *Translation workflows*.
- You can subscribe to any changes made in *Notifications* and then check others contributions as they come in by e-mail.
- There is a review tool available at the bottom of the translation view, where you can choose to browse translations made by others since a given date.

See also:

Translation workflows

How do I provide feedback on a source string?

On context tabs below translation, you can use the *Comments* tab to provide feedback on a source string, or discuss it with other translators.

See also:

report-source, *Comments*

How can I use existing translations while translating?

- All translations within Weblate can be used thanks to shared translation memory.
- You can import existing translation memory files into Weblate.
- Use the import functionality to load compendium as translations, suggestions or translations needing review. This is the best approach for a one-time translation using a compendium or a similar translation database.
- You can set up *tmserver* with all databases you have and let Weblate use it. This is good when you want to use it several times during translation.
- Another option is to translate all related projects in a single Weblate instance, which will make it automatically pick up translations from other projects as well.

See also:

Machine translation, Automatic suggestions, Translation Memory

Does Weblate update translation files besides translations?

Weblate tries to limit changes in translation files to a minimum. For some file formats it might unfortunately lead to reformatting the file. If you want to keep the file formatted your way, please use a pre-commit hook for that.

See also:

updating-target-files

Where do language definitions come from and how can I add my own?

The basic set of language definitions is included within Weblate and Translate-toolkit. This covers more than 150 languages and includes info about plural forms or text direction.

You are free to define your own languages in the administrative interface, you just need to provide info about it.

See also:

Language definitions

Can Weblate highlight changes in a fuzzy string?

Weblate supports this, however it needs the data to show the difference.

For Gettext PO files, you have to pass the parameter `--previous` to **msgmerge** when updating PO files, for example:

```
msgmerge --previous -U po/cs.po po/phpmyadmin.pot
```

For monolingual translations, Weblate can find the previous string by ID, so it shows the differences automatically.

Why does Weblate still show old translation strings when I've updated the template?

Weblate does not try to manipulate the translation files in any way other than allowing translators to translate. So it also does not update the translatable files when the template or source code have been changed. You simply have to do this manually and push changes to the repository, Weblate will then pick up the changes automatically.

Note: It is usually a good idea to merge changes done in Weblate before updating translation files, as otherwise you will usually end up with some conflicts to merge.

For example with gettext PO files, you can update the translation files using the **msgmerge** tool:

```
msgmerge -U locale/cs/LC_MESSAGES/django.mo locale/django.pot
```

In case you want to do the update automatically, you can install add-on *Update PO files to match POT (msgmerge)*.

See also:

updating-target-files

1.9.3 Troubleshooting

Requests sometimes fail with “too many open files” error

This happens sometimes when your Git repository grows too much and you have many of them. Compressing the Git repositories will improve this situation.

The easiest way to do this is to run:

```
# Go to DATA_DIR directory
cd data/vcs
# Compress all Git repositories
for d in */* ; do
    pushd $d
    git gc
    popd
done
```

See also:

[DATA_DIR](#)

When accessing the site I get a “Bad Request (400)” error

This is most likely caused by an improperly configured `ALLOWED_HOSTS`. It needs to contain all hostnames you want to access on your Weblate. For example:

```
ALLOWED_HOSTS = ["weblate.example.com", "weblate", "localhost"]
```

See also:

[Allowed hosts setup](#)

What does mean “There are more files for the single language (en)”?

This typically happens when you have translation file for source language. Weblate keeps track of source strings and reserves source language for this. The additional file for same language is not processed.

- In case the translation to the source language is desired, please change the *Source language* in the component settings.
- In case the translation file for the source language is not needed, please remove it from the repository.
- In case the translation file for the source language is needed, but should be ignored by Weblate, please adjust the *Language filter* to exclude it.

Hint: You might get similar error message for other languages as well. In that case the most likely reason is that several files map to single language in Weblate.

This can be caused by using obsolete language codes together with new one (j_a and j_p for Japanese) or including both country specific and generic codes (f_r and f_r_FR). See [Parsing language codes](#) for more details.

1.9.4 Features

Does Weblate support other VCSes than Git and Mercurial?

Weblate currently does not have native support for anything other than *Git* (with extended support for *GitHub*, *Gerrit* and *Subversion*) and *Mercurial*, but it is possible to write backends for other VCSes.

You can also use *Git remote helpers* in Git to access other VCSes.

Weblate also supports VCS-less operation, see [Local files](#).

Note: For native support of other VCSes, Weblate requires using distributed VCS, and could probably be adjusted to work with anything other than Git and Mercurial, but somebody has to implement this support.

See also:

[Version control integration](#)

How does Weblate credit translators?

Every change made in Weblate is committed into VCS under the translators name. This way every single change has proper authorship, and you can track it down using the standard VCS tools you use for code.

Additionally, when the translation file format supports it, the file headers are updated to include the translator's name.

See also:

[`list_translators`](#), [`../devel/reporting`](#)

Why does Weblate force showing all PO files in a single tree?

Weblate was designed in a way that every PO file is represented as a single component. This is beneficial for translators, so they know what they are actually translating.

Changed in version 4.2: Translators can translate all the components of a project into a specific language as a whole.

Why does Weblate use language codes such `sr_Latn` or `zh_Hant`?

These are language codes defined by [RFC 4646](#) to better indicate that they are really different languages instead previously wrongly used modifiers (for `@latin` variants) or country codes (for Chinese).

Weblate still understands legacy language codes and will map them to current one - for example `sr@latin` will be handled as `sr_Latn` or `zh@CN` as `zh_Hans`.

See also:

[*Language definitions*](#)

1.10 Supported file formats

Weblate supports most translation format understood by [translate-toolkit](#), however each format being slightly different, some issues with formats that are not well tested can arise.

See also:

[Translation Related File Formats](#)

Note: When choosing a file format for your application, it's better to stick some well established format in the toolkit/platform you use. This way your translators can additionally use whatever tools they are used to, and will more likely contribute to your project.

1.10.1 Bilingual and monolingual formats

Both monolingual and bilingual formats are supported. Bilingual formats store two languages in single file—source and translation (typical examples are *GNU gettext*, *XLIFF* or *Apple iOS strings*). On the other side, monolingual formats identify the string by ID, and each language file contains only the mapping of those to any given language (typically *Android string resources*). Some file formats are used in both variants, see the detailed description below.

For correct use of monolingual files, Weblate requires access to a file containing complete list of strings to translate with their source—this file is called *Monolingual base language file* within Weblate, though the naming might vary in your paradigm.

Additionally this workflow can be extended by utilizing *Intermediate language file* to include strings provided by developers, but not to be used as is in the final strings.

1.10.2 Automatic detection

Weblate can automatically detect several widespread file formats, but this detection can harm your performance and will limit features specific to given file format (for example automatic addition of new translations).

1.10.3 Translation types capabilities

Capabilities of all supported formats:

Format	Lingual- ity ^{Page 59, 1}	Plu- rals ^{Page 59, 2}	Com- ments ^{Page 59, 3}	Con- text ^{Page 59, 4}	Loca- tion ^{Page 59, 5}	Flags ^{Page 59, 8}	Additional states ^{Page 59, 6}
<i>GNU gettext</i>	bilingual	yes	yes	yes	yes	yes ⁹	needs editing
<i>Mono-lingual gettext</i>	mono	yes	yes	yes	yes	yes [?]	needs editing
<i>XLIFF</i>	both	yes	yes	yes	yes	yes ¹⁰	needs editing, approved
<i>Java properties</i>	both	no	yes	no	no	no	
<i>GWT properties</i>	mono	yes	yes	no	no	no	
<i>Joomla translations</i>	mono	no	yes	no	yes	no	
<i>Qt Linguist .ts</i>	both	yes	yes	no	yes	yes [?]	needs editing
<i>Android string resources</i>	mono	yes	yes ⁷	no	no	yes [?]	
<i>Apple iOS strings</i>	bilingual	no	yes	no	no	no	
<i>PHP strings</i>	mono	no ¹¹	yes	no	no	no	
<i>JSON files</i>	mono	no	no	no	no	no	
<i>JSON i18next files</i>	mono	yes	no	no	no	no	
<i>go-i18n JSON files</i>	mono	yes	no	no	no	no	
<i>ARB File</i>	mono	yes	yes	no	no	no	
<i>WebExtension JSON</i>	mono	yes	yes	no	no	no	
<i>.XML resource files</i>	mono	no	yes	no	no	yes [?]	
<i>CSV files</i>	both	no	yes	yes	yes	no	needs editing
<i>YAML files</i>	mono	no	yes	no	no	no	
<i>Ruby YAML files</i>	mono	yes	yes	no	no	no	
<i>DTD files</i>	mono	no	no	no	no	no	
<i>Flat XML files</i>	mono	no	no	no	no	yes [?]	

continues on next page

Table 1 – continued from previous page

Format	Lingual- ity ^{Page 59, 1}	Plu- rals ^{Page 59, 2}	Com- ments ^{Page 59, 3}	Con- text ^{Page 59, 4}	Loca- tion ^{Page 59, 5}	Flags ^{Page 59, 8}	Additional states ^{Page 59, 6}
<i>Windows RC files</i>	mono	no	yes	no	no	no	
<i>Excel Open XML</i>	mono	no	yes	yes	yes	no	needs editing
<i>App store metadata files</i>	mono	no	no	no	no	no	
<i>Subtitle files</i>	mono	no	no	no	yes	no	
<i>HTML files</i>	mono	no	no	no	no	no	
<i>Open-Document Format</i>	mono	no	no	no	no	no	
<i>IDML Format</i>	mono	no	no	no	no	no	
<i>INI translations</i>	mono	no	no	no	no	no	
<i>Inno Setup INI translations</i>	mono	no	no	no	no	no	
<i>TermBase eXchange format</i>	bilingual	no	yes	no	no	yes ⁷	

1.10.4 GNU gettext

Most widely used format for translating libre software.

Contextual info stored in the file is supported by adjusting its headers or linking to corresponding source files.

The bilingual gettext PO file typically looks like this:

```
#: weblate/media/js/bootstrap-datepicker.js:1421
msgid "Monday"
msgstr "Pondělí"

#: weblate/media/js/bootstrap-datepicker.js:1421
msgid "Tuesday"
msgstr "Úterý"

#: weblate/accounts/avatar.py:163
msgctxt "No known user"
msgid "None"
msgstr "Žádný"
```

¹ See *Bilingual and monolingual formats*

² Plurals are necessary to properly localize strings with variable count.

³ Comments can be used to pass additional info about the string to translate.

⁴ Context is used to differentiate identical strings used in different scopes (for example *Sun* can be used as an abbreviated name of the day “Sunday” or as the name of our closest star).

⁵ Location of a string in source code might help proficient translators figure out how the string is used.

⁸ See *Customizing behavior using flags*

⁶ Additional states supported by the file format in addition to “Not translated” and “Translated”.

⁹ The gettext type comments are used as flags.

¹⁰ The flags are extracted from the non-standard attribute `weblate-flags` for all XML based formats. Additionally `max-length:N` is supported through the `maxwidth` attribute as defined in the XLIFF standard, see *Specifying translation flags*.

⁷ XML comment placed before the `<string>` element, parsed as a developer comment.

¹¹ The plurals are supported only for Laravel which uses in string syntax to define them, see *Localization in Laravel*.

Typical Weblate <i>Component configuration</i>	
Filemask	po/* .po
Monolingual base language file	<i>Empty</i>
Template for new translations	po/messages.pot
File format	<i>Gettext PO file</i>

See also:

devel/gettext, devel/sphinx, [Gettext on Wikipedia](#), [PO Files](#), [Update ALL_LINGUAS variable in the “configure” file](#), [Customize gettext output](#), [Update LINGUAS file](#), [Generate MO files](#), [Update PO files to match POT \(msgmerge\)](#)

Monolingual gettext

Some projects decide to use gettext as monolingual formats—they code just the IDs in their source code and the string then needs to be translated to all languages, including English. This is supported, though you have to choose this file format explicitly when importing components into Weblate.

The monolingual gettext PO file typically looks like this:

```
#: weblate/media/js/bootstrap-datepicker.js:1421
msgid "day-monday"
msgstr "Pondělí"

#: weblate/media/js/bootstrap-datepicker.js:1421
msgid "day-tuesday"
msgstr "Úterý"

#: weblate/accounts/avatar.py:163
msgid "none-user"
msgstr "Žádný"
```

While the base language file will be:

```
#: weblate/media/js/bootstrap-datepicker.js:1421
msgid "day-monday"
msgstr "Monday"

#: weblate/media/js/bootstrap-datepicker.js:1421
msgid "day-tuesday"
msgstr "Tuesday"

#: weblate/accounts/avatar.py:163
msgid "none-user"
msgstr "None"
```

Typical Weblate <i>Component configuration</i>	
Filemask	po/* .po
Monolingual base language file	po/en .po
Template for new translations	po/messages.pot
File format	<i>Gettext PO file (monolingual)</i>

1.10.5 XLIFF

XML-based format created to standardize translation files, but in the end it is one of [many standards](#), in this area.

XML Localization Interchange File Format (XLIFF) is usually used as bilingual, but Weblate supports it as monolingual as well.

See also:

XML Localization Interchange File Format (XLIFF) specification

Translation states

Changed in version 3.3: Weblate ignored the `state` attribute prior to the 3.3 release.

The `state` attribute in the file is partially processed and mapped to the “Needs edit” state in Weblate (the following states are used to flag the string as needing edit if there is a target present: `new`, `needs-translation`, `needs-adaptation`, `needs-l10n`). Should the `state` attribute be missing, a string is considered translated as soon as a `<target>` element exists.

If the translation string has `approved="yes"`, it will also be imported into Weblate as “Approved”, anything else will be imported as “Waiting for review” (which matches the XLIFF specification).

While saving, Weblate doesn’t add those attributes unless necessary:

- The `state` attribute is only added in case string is marked as needing edit.
- The `approved` attribute is only added in case string has been reviewed.
- In other cases the attributes are not added, but they are updated in case they are present.

That means that when using the XLIFF format, it is strongly recommended to turn on the Weblate review process, in order to see and change the approved state of strings.

Similarly upon importing such files (in the upload form), you should choose *Import as translated* under *Processing of strings needing edit*.

See also:

Dedicated reviewers

Whitespace and newlines in XLIFF

Generally types or amounts of whitespace is not differentiated between in XML formats. If you want to keep it, you have to add the `xml:space="preserve"` flag to the string.

For example:

```
<trans-unit id="10" approved="yes">
  <source xml:space="preserve">hello</source>
  <target xml:space="preserve">Hello, world!
</target>
</trans-unit>
```

Specifying translation flags

You can specify additional translation flags (see *Customizing behavior using flags*) by using the `weblate-flags` attribute. Weblate also understands `maxwidth` and `font` attributes from the XLIFF specification:

```
<trans-unit id="10" maxwidth="100" size-unit="pixel" font="ubuntu;22:bold">
  <source>Hello %s</source>
</trans-unit>
<trans-unit id="20" maxwidth="100" size-unit="char" weblate-flags="c-format">
  <source>Hello %s</source>
</trans-unit>
```

The `font` attribute is parsed for font family, size and weight, the above example shows all of that, though only font family is required. Any whitespace in the font family is converted to underscore, so `Source Sans Pro` becomes `Source_Sans_Pro`, please keep that in mind when naming the font group (see *Managing fonts*).

String keys

Weblate identifies the units in the XLIFF file by `resname` attribute in case it is present and falls back to `id` (together with `file` tag if present).

The `resname` attribute is supposed to be human friendly identifier of the unit making it more suitable for Weblate to display instead of `id`. The `resname` has to be unique in the whole XLIFF file. This is required by Weblate and is not covered by the XLIFF standard - it does not put any uniqueness restrictions on this attribute.

Typical Weblate <i>Component configuration</i> for bilingual XLIFF	
Filemask	<code>localizations/*.xliff</code>
Monolingual base language file	<i>Empty</i>
Template for new translations	<code>localizations/en-US.xliff</code>
File format	<i>XLIFF Translation File</i>

Typical Weblate <i>Component configuration</i> for monolingual XLIFF	
File mask	<code>localizations/*.xliff</code>
Monolingual base language file	<code>localizations/en-US.xliff</code>
Template for new translations	<code>localizations/en-US.xliff</code>
File format	<i>XLIFF Translation File</i>

See also:

[XLIFF on Wikipedia](#), [XLIFF](#), [font attribute in XLIFF 1.2](#), [maxwidth attribute in XLIFF 1.2](#)

1.10.6 Java properties

Native Java format for translations.

Java properties are usually used as monolingual translations.

Weblate supports ISO-8859-1, UTF-8 and UTF-16 variants of this format. All of them support storing all Unicode characters, it is just differently encoded. In the ISO-8859-1, the Unicode escape sequences are used (for example `zkou\u0161ka`), all others encode characters directly either in UTF-8 or UTF-16.

Note: Loading escape sequences works in UTF-8 mode as well, so please be careful choosing the correct encoding set to match your application needs.

Typical Weblate <i>Component configuration</i>	
Filemask	src/app/Bundle_*.properties
Monolingual base language file	src/app/Bundle.properties
Template for new translations	<i>Empty</i>
File format	<i>Java Properties (ISO-8859-1)</i>

See also:

Java properties on Wikipedia, Mozilla and Java properties files, *Formats the Java properties file*, *Cleanup translation files*

1.10.7 GWT properties

Native GWT format for translations.

GWT properties are usually used as monolingual translations.

Typical Weblate <i>Component configuration</i>	
Filemask	src/app/Bundle_*.properties
Monolingual base language file	src/app/Bundle.properties
Template for new translations	<i>Empty</i>
File format	<i>GWT Properties</i>

See also:

GWT localization guide, GWT Internationalization Tutorial, Mozilla and Java properties files, *Formats the Java properties file*, *Cleanup translation files*

1.10.8 INI translations

New in version 4.1.

INI file format for translations.

INI translations are usually used as monolingual translations.

Typical Weblate <i>Component configuration</i>	
Filemask	language/*.ini
Monolingual base language file	language/en.ini
Template for new translations	<i>Empty</i>
File format	<i>INI File</i>

Note: Weblate only extracts keys from sections within an INI file. In case your INI file lacks sections, you might want to use *Joomla translations* or *Java properties* instead.

See also:

INI Files, *Java properties*, *Joomla translations*, *Inno Setup INI translations*

1.10.9 Inno Setup INI translations

New in version 4.1.

Inno Setup INI file format for translations.

Inno Setup INI translations are usually used as monolingual translations.

Note: The only notable difference to *INI translations* is in supporting `%n` and `%t` placeholders for line break and tab.

Typical Weblate <i>Component configuration</i>	
Filemask	language/*.isl
Monolingual base language file	language/en.isl
Template for new translations	<i>Empty</i>
File format	<i>Inno Setup INI File</i>

Note: Only Unicode files (`.isl`) are currently supported, ANSI variant (`.isl`) is currently not supported.

See also:

[INI Files](#), [Joomla translations](#), [INI translations](#)

1.10.10 Joomla translations

New in version 2.12.

Native Joomla format for translations.

Joomla translations are usually used as monolingual translations.

Typical Weblate <i>Component configuration</i>	
Filemask	language/*/com_foobar.ini
Monolingual base language file	language/en-GB/com_foobar.ini
Template for new translations	<i>Empty</i>
File format	<i>Joomla Language File</i>

See also:

[Specification of Joomla language files](#), [Mozilla and Java properties files](#), [INI translations](#), [Inno Setup INI translations](#)

1.10.11 Qt Linguist .ts

Translation format used in Qt based applications.

Qt Linguist files are used as both bilingual and monolingual translations.

Typical Weblate <i>Component configuration</i> when using as bilingual	
Filemask	i18n/app.*.ts
Monolingual base language file	<i>Empty</i>
Template for new translations	i18n/app.de.ts
File format	<i>Qt Linguist Translation File</i>

Typical Weblate <i>Component configuration</i> when using as monolingual	
Filemask	i18n/app.*.ts
Monolingual base language file	i18n/app.en.ts
Template for new translations	i18n/app.en.ts
File format	<i>Qt Linguist Translation File</i>

See also:

Qt Linguist manual, Qt .ts, *Bilingual and monolingual formats*

1.10.12 Android string resources

Android specific file format for translating applications.

Android string resources are monolingual, the *Monolingual base language file* is stored in a different location from the others `res/values/strings.xml`.

Typical Weblate <i>Component configuration</i>	
Filemask	res/values-*/strings.xml
Monolingual base language file	res/values/strings.xml
Template for new translations	<i>Empty</i>
File format	<i>Android String Resource</i>

See also:

Android string resources documentation, Android string resources

Note: Android *string-array* structures are not currently supported. To work around this, you can break your string arrays apart:

```
<string-array name="several_strings">
  <item>First string</item>
  <item>Second string</item>
</string-array>
```

become:

```
<string-array name="several_strings">
  <item>@string/several_strings_0</item>
  <item>@string/several_strings_1</item>
</string-array>
<string name="several_strings_0">First string</string>
<string name="several_strings_1">Second string</string>
```

The *string-array* that points to the *string* elements should be stored in a different file, and not be made available for translation.

This script may help pre-process your existing strings.xml files and translations: <https://gist.github.com/paour/11291062>

1.10.13 Apple iOS strings

Apple specific file format for translating applications, used for both iOS and iPhone/iPad application translations.

Apple iOS strings are usually used as bilingual translations.

Typical Weblate <i>Component configuration</i>	
Filemask	Resources/*.lproj/Localizable.strings
Monolingual base language file	Resources/en.lproj/Localizable.strings or Resources/Base.lproj/Localizable.strings
Template for new translations	<i>Empty</i>
File format	<i>iOS Strings (UTF-8)</i>

See also:

Apple “strings files” documentation, Mac OSX strings

1.10.14 PHP strings

PHP translations are usually monolingual, so it is recommended to specify a base file with (what is most often the) English strings.

Example file:

```
<?php
$LANG['foo'] = 'bar';
$LANG['foo1'] = 'foo bar';
$LANG['foo2'] = 'foo bar baz';
$LANG['foo3'] = 'foo bar baz bag';
```

Typical Weblate <i>Component configuration</i>	
Filemask	lang/*/texts.php
Monolingual base language file	lang/en/texts.php
Template for new translations	lang/en/texts.php
File format	<i>PHP strings</i>

Laravel PHP strings

Changed in version 4.1.

The Laravel PHP localization files are supported as well with plurals:

```
<?php
return [
    'welcome' => 'Welcome to our application',
    'apples' => 'There is one apple|There are many apples',
];
```

See also:

PHP, Localization in Laravel

1.10.15 JSON files

New in version 2.0.

Changed in version 2.16: Since Weblate 2.16 and with [translate-toolkit](#) at-least 2.2.4, nested structure JSON files are supported as well.

Changed in version 4.3: The structure of JSON file is properly preserved even for complex situations which were broken in prior releases.

JSON format is used mostly for translating applications implemented in JavaScript.

Weblate currently supports several variants of JSON translations:

- Simple key / value files, used for example by *vue-i18n* or *react-intl*.
- Files with nested keys.
- *JSON i18next files*
- *go-i18n JSON files*
- *WebExtension JSON*
- *ARB File*

JSON translations are usually monolingual, so it is recommended to specify a base file with (what is most often the) English strings.

Example file:

```
{
  "Hello, world!\n": "Ahoj světe!\n",
  "Orangutan has %d banana.\n": "",
  "Try Weblate at https://demo.weblate.org/!\n": "",
  "Thank you for using Weblate.": ""
}
```

Nested files are supported as well (see above for requirements), such a file can look like:

```
{
  "weblate": {
    "hello": "Ahoj světe!\n",
    "orangutan": "",
    "try": "",
    "thanks": ""
  }
}
```

Hint: The *JSON file* and *JSON nested structure file* can both handle same type of files. Both preserve existing JSON structure when translating.

The only difference between them is when adding new strings using Weblate. The nested structure format parses the newly added key and inserts the new string into the matching structure. For example `app.name` key is inserted as:

```
{
  "app": {
    "name": "Weblate"
  }
}
```

Typical Weblate <i>Component configuration</i>	
Filemask	langs/translation-*.json
Monolingual base language file	langs/translation-en.json
Template for new translations	<i>Empty</i>
File format	<i>JSON nested structure file</i>

See also:

[JSON](#), [Customize JSON output](#), [Cleanup translation files](#),

1.10.16 JSON i18next files

Changed in version 2.17: Since Weblate 2.17 and with [translate-toolkit](#) at-least 2.2.5, i18next JSON files with plurals are supported as well.

[i18next](#) is an internationalization framework written in and for JavaScript. Weblate supports its localization files with features such as plurals.

i18next translations are monolingual, so it is recommended to specify a base file with (what is most often the) English strings.

Note: Weblate supports the i18next JSON v3 format. The v2 and v1 variants are mostly compatible, with exception of how plurals are handled.

Example file:

```
{
  "hello": "Hello",
  "apple": "I have an apple",
  "apple_plural": "I have {{count}} apples",
  "apple_negative": "I have no apples"
}
```

Typical Weblate <i>Component configuration</i>	
Filemask	langs/*.json
Monolingual base language file	langs/en.json
Template for new translations	<i>Empty</i>
File format	<i>i18next JSON file</i>

See also:

[JSON](#), [i18next JSON Format](#), [Customize JSON output](#), [Cleanup translation files](#)

1.10.17 go-i18n JSON files

New in version 4.1.

go-i18n translations are monolingual, so it is recommended to specify a base file with (what is most often the) English strings.

Note: Weblate supports the go-i18n JSON v1 format, for flat JSON formats please use [JSON files](#). The v2 format with hash is currently not supported.

Typical Weblate <i>Component configuration</i>	
Filemask	langs/*.json
Monolingual base language file	langs/en.json
Template for new translations	<i>Empty</i>
File format	<i>go-i18n JSON file</i>

See also:

JSON, go-i18n, *Customize JSON output*, *Cleanup translation files*,

1.10.18 ARB File

New in version 4.1.

ARB translations are monolingual, so it is recommended to specify a base file with (what is most often the) English strings.

Typical Weblate <i>Component configuration</i>	
Filemask	lib/l10n/intl_*.arb
Monolingual base language file	lib/l10n/intl_en.arb
Template for new translations	<i>Empty</i>
File format	<i>ARB file</i>

See also:

JSON, Application Resource Bundle Specification, Internationalizing Flutter apps, *Customize JSON output*, *Cleanup translation files*

1.10.19 WebExtension JSON

New in version 2.16: This is supported since Weblate 2.16 and with [translate-toolkit](#) at-least 2.2.4.

File format used when translating extensions for Mozilla Firefox or Google Chromium.

Note: While this format is called JSON, its specification allows to include comments, which are not part of JSON specification. Weblate currently does not support file with comments.

Example file:

```
{
  "hello": {
    "message": "Ahoj světe!\n",
    "description": "Description",
    "placeholders": {
      "url": {
        "content": "$1",
        "example": "https://developer.mozilla.org"
      }
    }
  },
  "orangutan": {
    "message": "",
    "description": "Description"
  },
  "try": {
    "message": "",
```

(continues on next page)

(continued from previous page)

```

    "description": "Description"
  },
  "thanks": {
    "message": "",
    "description": "Description"
  }
}

```

Typical Weblate <i>Component configuration</i>	
Filemask	<code>_locales/*/messages.json</code>
Monolingual base language file	<code>_locales/en/messages.json</code>
Template for new translations	<i>Empty</i>
File format	<i>WebExtension JSON file</i>

See also:

JSON, [Google chrome.i18n](#), [Mozilla Extensions Internationalization](#)

1.10.20 .XML resource files

New in version 2.3.

A .XML resource (.resx) file employs a monolingual XML file format used in Microsoft .NET applications. It is interchangeable with .resw, when using identical syntax to .resx.

Typical Weblate <i>Component configuration</i>	
Filemask	<code>Resources/Language.*.resx</code>
Monolingual base language file	<code>Resources/Language.resx</code>
Template for new translations	<i>Empty</i>
File format	<i>.NET resource file</i>

See also:

.NET Resource files (.resx), [Cleanup translation files](#)

1.10.21 CSV files

New in version 2.4.

CSV files can contain a simple list of source and translation. Weblate supports the following files:

- Files with header defining fields (location, source, target, ID, fuzzy, context, translator_comments, developer_comments). This is the recommended approach, as it is the least error prone. Choose *CSV file* as a file format.
- Files with two fields—source and translation (in this order). Choose *Simple CSV file* as a file format.
- Headerless files with fields in order defined by the [translate-toolkit](#): location, source, target, ID, fuzzy, context, translator_comments, developer_comments. Choose *CSV file* as a file format.
- Remember to define *Monolingual base language file* when your files are monolingual (see [Bilingual and monolingual formats](#)).

Warning: The CSV format currently automatically detects the dialect of the CSV file. In some cases the automatic detection might fail and you will get mixed results. This is especially true for CSV files with newlines in the values. As a workaround it is recommended to omit quoting characters.

Example file:

```
Thank you for using Weblate.,Děkujeme za použití Weblate.
```

Typical Weblate <i>Component configuration</i> for bilingual CSV	
Filemask	locale/*.csv
Monolingual base language file	<i>Empty</i>
Template for new translations	locale/en.csv
File format	<i>CSV file</i>

Typical Weblate <i>Component configuration</i> for monolingual CSV	
Filemask	locale/*.csv
Monolingual base language file	locale/en.csv
Template for new translations	locale/en.csv
File format	<i>Simple CSV file</i>

See also:

CSV

1.10.22 YAML files

New in version 2.9.

The plain YAML files with string keys and values. Weblate also extract strings from lists or dictionaries.

Example of a YAML file:

```
weblate:
  hello: ""
  orangutan": ""
  try": ""
  thanks": ""
```

Typical Weblate <i>Component configuration</i>	
Filemask	translations/messages/*.yaml
Monolingual base language file	translations/messages.en.yaml
Template for new translations	<i>Empty</i>
File format	<i>YAML file</i>

See also:

YAML, *Ruby YAML files*

1.10.23 Ruby YAML files

New in version 2.9.

Ruby i18n YAML files with language as root node.

Example Ruby i18n YAML file:

```
cs:
  weblate:
    hello: ""
    orangutan: ""
```

(continues on next page)

(continued from previous page)

```
try: ""
thanks: ""
```

Typical Weblate <i>Component configuration</i>	
Filemask	translations/messages.*.yaml
Monolingual base language file	translations/messages.en.yaml
Template for new translations	<i>Empty</i>
File format	<i>Ruby YAML file</i>

See also:

[YAML](#), [YAML files](#)

1.10.24 DTD files

New in version 2.18.

Example DTD file:

```
<!ENTITY hello "">
<!ENTITY orangutan "">
<!ENTITY try "">
<!ENTITY thanks "">
```

Typical Weblate <i>Component configuration</i>	
Filemask	locale/*.dtd
Monolingual base language file	locale/en.dtd
Template for new translations	<i>Empty</i>
File format	<i>DTD file</i>

See also:

[Mozilla DTD format](#)

1.10.25 Flat XML files

New in version 3.9.

Example of a flat XML file:

```
<?xml version='1.0' encoding='UTF-8'?>
<root>
  <str key="hello_world">Hello World!</str>
  <str key="resource_key">Translated value.</str>
</root>
```

Typical Weblate <i>Component configuration</i>	
Filemask	locale/*.xml
Monolingual base language file	locale/en.xml
Template for new translations	<i>Empty</i>
File format	<i>Flat XML file</i>

See also:

[Flat XML](#)

1.10.26 Windows RC files

Changed in version 4.1: Support for Windows RC files has been rewritten.

Note: Support for this format is currently in beta, feedback from testing is welcome.

Example Windows RC file:

```
LANGUAGE LANG_CZECH, SUBLANG_DEFAULT

STRINGTABLE
BEGIN
    IDS_MSG1                "Hello, world!\n"
    IDS_MSG2                "Orangutan has %d banana.\n"
    IDS_MSG3                "Try Weblate at http://demo.weblate.org/!\n"
    IDS_MSG4                "Thank you for using Weblate."
END
```

Typical Weblate <i>Component configuration</i>	
Filemask	lang/*.rc
Monolingual base language file	lang/en-US.rc
Template for new translations	lang/en-US.rc
File format	<i>RC file</i>

See also:

Windows RC files

1.10.27 App store metadata files

New in version 3.5.

Metadata used for publishing apps in various app stores can be translated. Currently the following tools are compatible:

- [Triple-T gradle-play-publisher](#)
- [Fastlane](#)
- [F-Droid](#)

The metadata consists of several textfiles, which Weblate will present as separate strings to translate.

Typical Weblate <i>Component configuration</i>	
Filemask	fastlane/android/metadata/*
Monolingual base language file	fastlane/android/metadata/en-US
Template for new translations	fastlane/android/metadata/en-US
File format	<i>App store metadata files</i>

Hint: In case you don't want to translate certain strings (for example changelogs), mark them read-only (see [Customizing behavior using flags](#)). This can be automated by the [Bulk edit](#).

1.10.28 Subtitle files

New in version 3.7.

Weblate can translate various subtitle files:

- SubRip subtitle file (* .srt)
- MicroDVD subtitle file (* .sub)
- Advanced Substation Alpha subtitles file (* .ass)
- Substation Alpha subtitle file (* .ssa)

Typical Weblate <i>Component configuration</i>	
Filemask	path/*.srt
Monolingual base language file	path/en.srt
Template for new translations	path/en.srt
File format	<i>SubRip subtitle file</i>

See also:

[Subtitles](#)

1.10.29 Excel Open XML

New in version 3.2.

Excel Open XML (.xlsx) files can be imported and exported.

When uploading XLSX files for translation, be aware that only the active worksheet is considered, and there must be at least a column called `source` (which contains the source string) and a column called `target` (which contains the translation). Additionally there should be the column called `context` (which contains the context path of the translation string). If you use the XLSX download for exporting the translations into an Excel workbook, you already get a file with the correct file format.

1.10.30 HTML files

New in version 4.1.

Note: Support for this format is currently in beta, feedback from testing is welcome.

The translatable content is extracted from the HTML files and offered for the translation.

See also:

[HTML](#)

1.10.31 OpenDocument Format

New in version 4.1.

Note: Support for this format is currently in beta, feedback from testing is welcome.

The translatable content is extracted from the OpenDocument files and offered for the translation.

See also:

[OpenDocument Format](#)

1.10.32 IDML Format

New in version 4.1.

Note: Support for this format is currently in beta, feedback from testing is welcome.

The translatable content is extracted from the Adobe InDesign Markup Language files and offered for the translation.

1.10.33 TermBase eXchange format

New in version 4.5.

TBX is an XML format for the exchange of terminology data.

Typical Weblate <i>Component configuration</i>	
Filemask	<code>tbx/*.*.tbx</code>
Monolingual base language file	<i>Empty</i>
Template for new translations	<i>Empty</i>
File format	<i>TermBase eXchange file</i>

See also:

[TBX on Wikipedia](#), [TBX](#), [Glossary](#)

1.10.34 Others

Most formats supported by [translate-toolkit](#) which support serializing can be easily supported, but they did not (yet) receive any testing. In most cases some thin layer is needed in Weblate to hide differences in behavior of different [translate-toolkit](#) storages.

See also:

[Translation Related File Formats](#)

1.10.35 Read only strings

New in version 3.10.

Read-only strings from translation files will be included, but can not be edited in Weblate. This feature is natively supported by few formats (*XLIFF* and *Android string resources*), but can be emulated in others by adding a `read-only` flag, see [Customizing behavior using flags](#).

1.11 Version control integration

Weblate currently supports *Git* (with extended support for *GitHub*, *Gerrit* and *Subversion*) and *Mercurial* as version control back-ends.

1.11.1 Accessing repositories

The VCS repository you want to use has to be accessible to Weblate. With a publicly available repository you just need to enter the correct URL (for example `https://github.com/WeblateOrg/weblate.git`), but for private repositories or for push URLs the setup is more complex and requires authentication.

Accessing repositories from Hosted Weblate

For Hosted Weblate there is a dedicated push user registered on GitHub, Bitbucket, Codeberg and GitLab (with the username *weblate*, e-mail `hosted@weblate.org` and, named *Weblate push user*). You need to add this user as a collaborator and give it appropriate permission to your repository (read-only is okay for cloning, write is required for pushing). Depending on service and your organization settings, this happens immediately, or requires confirmation on the Weblate side.

The *weblate* user on GitHub accepts invitations automatically within five minutes. Manual processing might be needed on the other services, so please be patient.

Once the *weblate* user is added, you can configure *Source code repository* and *Repository push URL* using the SSH protocol (for example `git@github.com:WeblateOrg/weblate.git`).

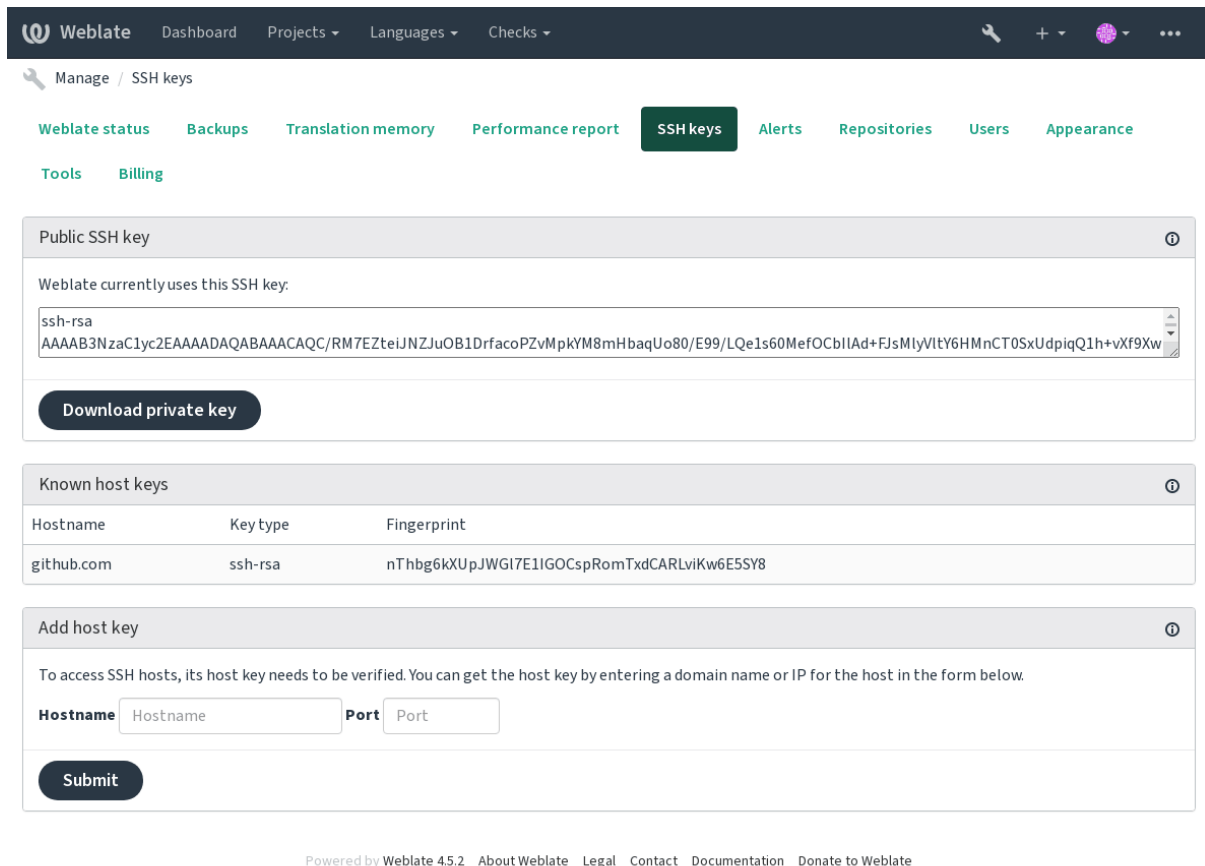
SSH repositories

The most frequently used method to access private repositories is based on SSH. Authorize the public Weblate SSH key (see *Weblate SSH key*) to access the upstream repository this way.

Warning: On GitHub, each key can only be used once, see *GitHub repositories* and *Accessing repositories from Hosted Weblate*.

Weblate also stores the host key fingerprint upon first connection, and fails to connect to the host should it be changed later (see *Verifying SSH host keys*).

In case adjustment is needed, do so from the Weblate admin interface:



Public SSH key

Weblate currently uses this SSH key:

```
ssh-rsa
AAAAB3NzaC1yc2EAAAADAQABAAQCAQC/RM7EZteiJNZJuOB1DrfacOPZvMpkYM8mHbaqUo80/E99/LQe1s60MefOCbIIAd+FJsMlyVItY6HMnCT0SxUdpiqQ1h+vXf9Xw
```

Download private key

Known host keys

Hostname	Key type	Fingerprint
github.com	ssh-rsa	nThbg6kXUpJWG17E1IGOCspRomTxdCARLviKw6E5SY8

Add host key

To access SSH hosts, its host key needs to be verified. You can get the host key by entering a domain name or IP for the host in the form below.

Hostname Port

Submit

Powered by Weblate 4.5.2 [About Weblate](#) [Legal](#) [Contact](#) [Documentation](#) [Donate to Weblate](#)

Weblate SSH key

The Weblate public key is visible to all users browsing the *About* page.

Admins can generate or display the public key currently used by Weblate in the connection (from *SSH keys*) on the admin interface landing page.

Note: The corresponding private SSH key can not currently have a password, so make sure it is well protected.

Hint: Make a backup of the generated private Weblate SSH key.

Verifying SSH host keys

Weblate automatically stores the SSH host keys on first access and remembers them for further use.

In case you want to verify the key fingerprint before connecting to the repository, add the SSH host keys of the servers you are going to access in *Add host key*, from the same section of the admin interface. Enter the hostname you are going to access (e.g. `gitlab.com`), and press *Submit*. Verify its fingerprint matches the server you added.

The added keys with fingerprints are shown in the confirmation message:

Weblate
Dashboard
Projects
Languages
Checks

Manage / SSH keys

Added host key for github.com with fingerprint nThbg6kXUpJWG17E1IGOCspRomTxdCARLviKw6E5SY8 (ssh-rsa), please verify that it is correct.

Weblate status
Backups
Translation memory
Performance report
SSH keys
Alerts
Repositories
Users
Appearance

Tools
Billing

Public SSH key

Weblate currently uses this SSH key:

ssh-rsa
AAAAB3NzaC1yc2EAAAADAQABAAQACQ/RM7EZteiJNZJuOB1DrfacoPZvMpkYM8mHbaqUo80/E99/LQe1s60MefOCbIAd+FJsMlyVITy6HMnCT0SxUdpiqQ1h+vXF9Xw

Download private key

Known host keys

Hostname	Key type	Fingerprint
github.com	ssh-rsa	nThbg6kXUpJWG17E1IGOCspRomTxdCARLviKw6E5SY8

Add host key

To access SSH hosts, its host key needs to be verified. You can get the host key by entering a domain name or IP for the host in the form below.

Hostname

github.com

Port

Port

Submit

Powered by Weblate 4.5.2
About Weblate
Legal
Contact
Documentation
Donate to Weblate

GitHub repositories

Access via SSH is possible (see [SSH repositories](#)), but in case you need to access more than one repository, you will hit a GitHub limitation on allowed SSH key usage (since each key can be used only once).

In case the [Push branch](#) is not set, the project is forked and changes pushed through a fork. In case it is set, changes are pushed to the upstream repository and chosen branch.

For smaller deployments, use HTTPS authentication with a personal access token and your GitHub account, see [Creating an access token for command-line use](#).

For bigger setups, it is usually better to create a dedicated user for Weblate, assign it the public SSH key generated in Weblate (see [Weblate SSH key](#)) and grant it access to all the repositories you want to translate. This approach is also used for Hosted Weblate, there is dedicated *weblate* user for that.

See also:

[Accessing repositories from Hosted Weblate](#)

Weblate internal URLs

Share one repository setup between different components by referring to its placement as `weblate://project/component` in other(linked) components. This way linked components use the VCS repository configuration of the main(referenced) component.

Warning: Removing main component also removes linked components.

Weblate automatically adjusts the repository URL when creating a component if it finds a component with a matching repository setup. You can override this in the last step of the component configuration.

Reasons to use this:

- Saves disk space on the server, the repository is stored just once.
- Makes the updates faster, only one repository is updated.
- There is just single exported repository with Weblate translations (see [Git exporter](#)).
- Some addons can operate on multiple components sharing one repository, for example [Squash Git commits](#).

HTTPS repositories

To access protected HTTPS repositories, include the username and password in the URL. Don't worry, Weblate will strip this info when the URL is shown to users (if even allowed to see the repository URL at all).

For example the GitHub URL with authentication added might look like: `https://user:your_access_token@github.com/WeblateOrg/weblate.git`.

Note: If your username or password contains special characters, those have to be URL encoded, for example `https://user%40example.com:%24password%23@bitbucket.org/...`

Using proxy

If you need to access HTTP/HTTPS VCS repositories using a proxy server, configure the VCS to use it.

This can be done using the `http_proxy`, `https_proxy`, and `all_proxy` environment variables, (as described in the [cURL documentation](#)) or by enforcing it in the VCS configuration, for example:

```
git config --global http.proxy http://user:password@proxy.example.com:80
```

Note: The proxy configuration needs to be done under user running Weblate (see also [Filesystem permissions](#)) and with `HOME=$DATA_DIR/home` (see [DATA_DIR](#)), otherwise Git executed by Weblate will not use it.

See also:

The [cURL manpage](#), [Git config documentation](#)

1.11.2 Git

See also:

See *Accessing repositories* for info on how to access different kinds of repositories.

Git with force push

This behaves exactly like Git itself, the only difference being that it always force pushes. This is intended only in the case of using a separate repository for translations.

Warning: Use with caution, as this easily leads to lost commits in your upstream repository.

Customizing Git configuration

Weblate invokes all VCS commands with `HOME=$DATA_DIR/home` (see *DATA_DIR*), therefore editing the user configuration needs to be done in `DATA_DIR/home/.git`.

Git remote helpers

You can also use Git *remote helpers* for additionally supporting other version control systems, but be prepared to debug problems this may lead to.

At this time, helpers for Bazaar and Mercurial are available within separate repositories on GitHub: *git-remote-hg* and *git-remote-bzr*. Download them manually and put somewhere in your search path (for example `~/bin`). Make sure you have the corresponding version control systems installed.

Once you have these installed, such remotes can be used to specify a repository in Weblate.

To clone the `gnuhello` project from Launchpad using Bazaar:

`bzr::lp:gnuhello`

For the `hello` repository from selenic.com using Mercurial:

`hg::http://selenic.com/repo/hello`

Warning: The inconvenience of using Git remote helpers is for example with Mercurial, the remote helper sometimes creates a new tip when pushing changes back.

1.11.3 GitHub

New in version 2.3.

This adds a thin layer atop *Git* using the *GitHub API* to allow pushing translation changes as pull requests, instead of pushing directly to the repository.

Git pushes changes directly to a repository, while *GitHub* creates pull requests. The latter is not needed for merely accessing Git repositories.

See also:

Pushing changes from Weblate

Pushing changes to GitHub as pull requests

If not wanting to push translations to a GitHub repository, they can be sent as either one or many pull requests instead. You need to configure API credentials to make this work.

See also:

GITHUB_USERNAME, GITHUB_TOKEN, GITHUB_CREDENTIALS

1.11.4 GitLab

New in version 3.9.

This just adds a thin layer atop *Git* using the *GitLab API* to allow pushing translation changes as merge requests instead of pushing directly to the repository.

There is no need to use this to access Git repositories, ordinary *Git* works the same, the only difference is how pushing to a repository is handled. With *Git* changes are pushed directly to the repository, while *GitLab* creates merge request.

See also:

Pushing changes from Weblate

Pushing changes to GitLab as merge requests

If not wanting to push translations to a GitLab repository, they can be sent as either one or many merge requests instead.

You need to configure API credentials to make this work.

See also:

GITLAB_USERNAME, GITLAB_TOKEN, GITLAB_CREDENTIALS

1.11.5 Pagure

New in version 4.3.2.

This just adds a thin layer atop *Git* using the *Pagure API* to allow pushing translation changes as merge requests instead of pushing directly to the repository.

There is no need to use this to access Git repositories, ordinary *Git* works the same, the only difference is how pushing to a repository is handled. With *Git* changes are pushed directly to the repository, while *Pagure* creates merge request.

See also:

Pushing changes from Weblate

Pushing changes to Pagure as merge requests

If not wanting to push translations to a Pagure repository, they can be sent as either one or many merge requests instead.

You need to configure API credentials to make this work.

See also:

PAGURE_USERNAME, PAGURE_TOKEN, PAGURE_CREDENTIALS

1.11.6 Gerrit

New in version 2.2.

Adds a thin layer atop [Git](#) using the [git-review](#) tool to allow pushing translation changes as Gerrit review requests, instead of pushing them directly to the repository.

The Gerrit documentation has the details on the configuration necessary to set up such repositories.

1.11.7 Mercurial

New in version 2.1.

Mercurial is another VCS you can use directly in Weblate.

Note: It should work with any Mercurial version, but there are sometimes incompatible changes to the command-line interface which breaks Weblate integration.

See also:

See [Accessing repositories](#) for info on how to access different kinds of repositories.

1.11.8 Subversion

New in version 2.8.

Weblate uses [git-svn](#) to interact with [subversion](#) repositories. It is a Perl script that lets subversion be used by a Git client, enabling users to maintain a full clone of the internal repository and commit locally.

Note: Weblate tries to detect Subversion repository layout automatically - it supports both direct URLs for branch or repositories with standard layout (branches/, tags/ and trunk/). More info about this is to be found in the [git-svn documentation](#). If your repository does not have a standard layout and you encounter errors, try including the branch name in the repository URL and leaving branch empty.

Changed in version 2.19: Before this, only repositories using the standard layout were supported.

Subversion credentials

Weblate expects you to have accepted the certificate up-front (and your credentials if needed). It will look to insert them into the `DATA_DIR` directory. Accept the certificate by using `svn` once with the `$HOME` environment variable set to the `DATA_DIR`:

```
# Use DATA_DIR as configured in Weblate settings.py, it is /app/data in the Docker
HOME=${DATA_DIR}/home svn co https://svn.example.com/example
```

See also:

`DATA_DIR`

1.11.9 Local files

New in version 3.8.

Weblate can also operate without a remote VCS. The initial translations are imported by uploading them. Later you can replace individual files by file upload, or add translation strings directly from Weblate (currently available only for monolingual translations).

In the background Weblate creates a Git repository for you and all changes are tracked in. In case you later decide to use a VCS to store the translations, you already have a repository within Weblate can base your integration on.

1.12 Weblate's REST API

New in version 2.6: The REST API is available since Weblate 2.6.

The API is accessible on the `/api/` URL and it is based on [Django REST framework](#). You can use it directly or by *Weblate Client*.

1.12.1 Authentication and generic parameters

The public project API is available without authentication, though unauthenticated requests are heavily throttled (by default to 100 requests per day), so it is recommended to use authentication. The authentication uses a token, which you can get in your profile. Use it in the `Authorization` header:

ANY /

Generic request behaviour for the API, the headers, status codes and parameters here apply to all endpoints as well.

Query Parameters

- **format** – Response format (overrides [Accept](#)). Possible values depends on REST framework setup, by default `json` and `api` are supported. The latter provides web browser interface for API.

Request Headers

- [Accept](#) – the response content type depends on [Accept](#) header
- [Authorization](#) – optional token to authenticate

Response Headers

- [Content-Type](#) – this depends on [Accept](#) header of request
- [Allow](#) – list of allowed HTTP methods on object

Response JSON Object

- **detail** (*string*) – verbose description of the result (for HTTP status codes other than [200 OK](#))
- **count** (*int*) – total item count for object lists
- **next** (*string*) – next page URL for object lists
- **previous** (*string*) – previous page URL for object lists
- **results** (*array*) – results for object lists
- **url** (*string*) – URL to access this resource using API
- **web_url** (*string*) – URL to access this resource using web browser

Status Codes

- [200 OK](#) – when request was correctly handled

- 201 Created – when a new object was created successfully
- 204 No Content – when an object was created successfully
- 400 Bad Request – when form parameters are missing
- 403 Forbidden – when access is denied
- 429 Too Many Requests – when throttling is in place

Authentication examples

Example request:

```
GET /api/ HTTP/1.1
Host: example.com
Accept: application/json, text/javascript
Authorization: Token YOUR-TOKEN
```

Example response:

```
HTTP/1.0 200 OK
Date: Fri, 25 Mar 2016 09:46:12 GMT
Server: WSGIServer/0.1 Python/2.7.11+
Vary: Accept, Accept-Language, Cookie
X-Frame-Options: SAMEORIGIN
Content-Type: application/json
Content-Language: en
Allow: GET, HEAD, OPTIONS

{
  "projects": "http://example.com/api/projects/",
  "components": "http://example.com/api/components/",
  "translations": "http://example.com/api/translations/",
  "languages": "http://example.com/api/languages/"
}
```

CURL example:

```
curl \
  -H "Authorization: Token TOKEN" \
  https://example.com/api/
```

Passing Parameters Examples

For the **POST** method the parameters can be specified either as form submission (*application/x-www-form-urlencoded*) or as JSON (*application/json*).

Form request example:

```
POST /api/projects/hello/repository/ HTTP/1.1
Host: example.com
Accept: application/json
Content-Type: application/x-www-form-urlencoded
Authorization: Token TOKEN

operation=pull
```

JSON request example:

```
POST /api/projects/hello/repository/ HTTP/1.1
Host: example.com
Accept: application/json
Content-Type: application/json
Authorization: Token TOKEN
Content-Length: 20

{"operation": "pull"}
```

CURL example:

```
curl \
  -d operation=pull \
  -H "Authorization: Token TOKEN" \
  http://example.com/api/components/hello/weblate/repository/
```

CURL JSON example:

```
curl \
  --data-binary '{"operation": "pull"}' \
  -H "Content-Type: application/json" \
  -H "Authorization: Token TOKEN" \
  http://example.com/api/components/hello/weblate/repository/
```

API rate limiting

The API requests are rate limited; the default configuration limits it to 100 requests per day for anonymous users and 5000 requests per hour for authenticated users.

Rate limiting can be adjusted in the `settings.py`; see [Throttling in Django REST framework documentation](#) for more details how to configure it.

The status of rate limiting is reported in following headers:

X-RateLimit-Limit	Rate limiting limit of requests to perform
X-RateLimit-Remaining	Remaining limit of requests
X-RateLimit-Reset	Number of seconds until ratelimit window resets

Changed in version 4.1: Added ratelimiting status headers.

See also:

Rate limiting, Rate limiting

1.12.2 API Entry Point**GET /api/**

The API root entry point.

Example request:

```
GET /api/ HTTP/1.1
Host: example.com
Accept: application/json, text/javascript
Authorization: Token YOUR-TOKEN
```

Example response:

```
HTTP/1.0 200 OK
Date: Fri, 25 Mar 2016 09:46:12 GMT
Server: WSGIServer/0.1 Python/2.7.11+
Vary: Accept, Accept-Language, Cookie
X-Frame-Options: SAMEORIGIN
Content-Type: application/json
Content-Language: en
Allow: GET, HEAD, OPTIONS

{
  "projects": "http://example.com/api/projects/",
  "components": "http://example.com/api/components/",
  "translations": "http://example.com/api/translations/",
  "languages": "http://example.com/api/languages/"
}
```

1.12.3 Users

New in version 4.0.

GET /api/users/

Returns a list of users if you have permissions to see manage users. If not, then you get to see only your own details.

See also:

Users object attributes are documented at [GET /api/users/\(str:username\)/](#).

POST /api/users/

Creates a new user.

Parameters

- **username** (*string*) – Username
- **full_name** (*string*) – User full name
- **email** (*string*) – User email
- **is_superuser** (*boolean*) – Is user superuser? (optional)
- **is_active** (*boolean*) – Is user active? (optional)

GET /api/users/(str: username) /

Returns information about users.

Parameters

- **username** (*string*) – User's username

Response JSON Object

- **username** (*string*) – username of a user
- **full_name** (*string*) – full name of a user
- **email** (*string*) – email of a user
- **is_superuser** (*boolean*) – whether the user is a super user
- **is_active** (*boolean*) – whether the user is active
- **date_joined** (*string*) – date the user is created
- **groups** (*array*) – link to associated groups; see [GET /api/groups/\(int:id\)/](#)

Example JSON data:

```
{
  "email": "user@example.com",
  "full_name": "Example User",
  "username": "exampleusername",
  "groups": [
    "http://example.com/api/groups/2/",
    "http://example.com/api/groups/3/"
  ],
  "is_superuser": true,
  "is_active": true,
  "date_joined": "2020-03-29T18:42:42.617681Z",
  "url": "http://example.com/api/users/exampleusername/",
  "statistics_url": "http://example.com/api/users/exampleusername/statistics/"
}
```

PUT `/api/users/(str: username) /`
Changes the user parameters.

Parameters

- **username** (*string*) – User's username

Response JSON Object

- **username** (*string*) – username of a user
- **full_name** (*string*) – full name of a user
- **email** (*string*) – email of a user
- **is_superuser** (*boolean*) – whether the user is a super user
- **is_active** (*boolean*) – whether the user is active
- **date_joined** (*string*) – date the user is created

PATCH `/api/users/(str: username) /`
Changes the user parameters.

Parameters

- **username** (*string*) – User's username

Response JSON Object

- **username** (*string*) – username of a user
- **full_name** (*string*) – full name of a user
- **email** (*string*) – email of a user
- **is_superuser** (*boolean*) – whether the user is a super user
- **is_active** (*boolean*) – whether the user is active
- **date_joined** (*string*) – date the user is created

DELETE `/api/users/(str: username) /`
Deletes all user information and marks the user inactive.

Parameters

- **username** (*string*) – User's username

POST `/api/users/(str: username) /groups/`
Associate groups with a user.

Parameters

- **username** (*string*) – User's username

Form Parameters

- **string** `group_id` – The unique group ID

GET `/api/users/ (str: username) /statistics/`

List statistics of a user.

Parameters

- **username** (*string*) – User's username

Response JSON Object

- **translated** (*int*) – Number of translations by user
- **suggested** (*int*) – Number of suggestions by user
- **uploaded** (*int*) – Number of uploads by user
- **commented** (*int*) – Number of comments by user
- **languages** (*int*) – Number of languages user can translate

GET `/api/users/ (str: username) /notifications/`

List subscriptions of a user.

Parameters

- **username** (*string*) – User's username

POST `/api/users/ (str: username) /notifications/`

Associate subscriptions with a user.

Parameters

- **username** (*string*) – User's username

Request JSON Object

- **notification** (*string*) – Name of notification registered
- **scope** (*int*) – Scope of notification from the available choices
- **frequency** (*int*) – Frequency choices for notifications

GET `/api/users/ (str: username) /notifications/`

int: `subscription_id` / Get a subscription associated with a user.

Parameters

- **username** (*string*) – User's username
- **subscription_id** (*int*) – ID of notification registered

PUT `/api/users/ (str: username) /notifications/`

int: `subscription_id` / Edit a subscription associated with a user.

Parameters

- **username** (*string*) – User's username
- **subscription_id** (*int*) – ID of notification registered

Request JSON Object

- **notification** (*string*) – Name of notification registered
- **scope** (*int*) – Scope of notification from the available choices
- **frequency** (*int*) – Frequency choices for notifications

PATCH `/api/users/ (str: username) /notifications/`

int: `subscription_id` / Edit a subscription associated with a user.

Parameters

- **username** (*string*) – User's username
- **subscription_id** (*int*) – ID of notification registered

Request JSON Object

- **notification** (*string*) – Name of notification registered
- **scope** (*int*) – Scope of notification from the available choices
- **frequency** (*int*) – Frequency choices for notifications

DELETE `/api/users/(str: username)/notifications/`
int: `subscription_id` / Delete a subscription associated with a user.

Parameters

- **username** (*string*) – User's username
- **subscription_id** – Name of notification registered
- **subscription_id** – int

1.12.4 Groups

New in version 4.0.

GET `/api/groups/`

Returns a list of groups if you have permissions to see manage groups. If not, then you get to see only the groups the user is a part of.

See also:

Group object attributes are documented at `GET /api/groups/(int:id)/`.

POST `/api/groups/`

Creates a new group.

Parameters

- **name** (*string*) – Group name
- **project_selection** (*int*) – Group of project selection from given options
- **language_selection** (*int*) – Group of languages selected from given options

GET `/api/groups/(int: id) /`

Returns information about group.

Parameters

- **id** (*int*) – Group's ID

Response JSON Object

- **name** (*string*) – name of a group
- **project_selection** (*int*) – integer corresponding to group of projects
- **language_selection** (*int*) – integer corresponding to group of languages
- **roles** (*array*) – link to associated roles; see `GET /api/roles/(int:id)/`
- **projects** (*array*) – link to associated projects; see `GET /api/projects/(string:project)/`
- **components** (*array*) – link to associated components; see `GET /api/components/(string:project)/(string:component)/`
- **componentlist** (*array*) – link to associated componentlist; see `GET /api/component-lists/(str:slug)/`

Example JSON data:

```
{
  "name": "Guests",
  "project_selection": 3,
  "language_selection": 1,
  "url": "http://example.com/api/groups/1/",
  "roles": [
    "http://example.com/api/roles/1/",
    "http://example.com/api/roles/2/"
  ],
  "languages": [
    "http://example.com/api/languages/en/",
    "http://example.com/api/languages/cs/"
  ],
  "projects": [
    "http://example.com/api/projects/demo1/",
    "http://example.com/api/projects/demo/"
  ],
  "componentlist": "http://example.com/api/component-lists/new/",
  "components": [
    "http://example.com/api/components/demo/weblate/"
  ]
}
```

PUT `/api/groups/(int: id) /`
Changes the group parameters.

Parameters

- **id** (*int*) – Group's ID

Response JSON Object

- **name** (*string*) – name of a group
- **project_selection** (*int*) – integer corresponding to group of projects
- **language_selection** (*int*) – integer corresponding to group of Languages

PATCH `/api/groups/(int: id) /`
Changes the group parameters.

Parameters

- **id** (*int*) – Group's ID

Response JSON Object

- **name** (*string*) – name of a group
- **project_selection** (*int*) – integer corresponding to group of projects
- **language_selection** (*int*) – integer corresponding to group of languages

DELETE `/api/groups/(int: id) /`
Deletes the group.

Parameters

- **id** (*int*) – Group's ID

POST `/api/groups/(int: id)/roles/`
Associate roles with a group.

Parameters

- **id** (*int*) – Group's ID

Form Parameters

- **string** `role_id` – The unique role ID

POST `/api/groups/(int: id)/components/`
Associate components with a group.

Parameters

- **id** (*int*) – Group's ID

Form Parameters

- **string** `component_id` – The unique component ID

DELETE `/api/groups/(int: id)/components/`
int: `component_id` Delete component from a group.

Parameters

- **id** (*int*) – Group's ID
- **component_id** (*int*) – The unique component ID

POST `/api/groups/(int: id)/projects/`
Associate projects with a group.

Parameters

- **id** (*int*) – Group's ID

Form Parameters

- **string** `project_id` – The unique project ID

DELETE `/api/groups/(int: id)/projects/`
int: `project_id` Delete project from a group.

Parameters

- **id** (*int*) – Group's ID
- **project_id** (*int*) – The unique project ID

POST `/api/groups/(int: id)/languages/`
Associate languages with a group.

Parameters

- **id** (*int*) – Group's ID

Form Parameters

- **string** `language_code` – The unique language code

DELETE `/api/groups/(int: id)/languages/`
string: `language_code` Delete language from a group.

Parameters

- **id** (*int*) – Group's ID
- **language_code** (*string*) – The unique language code

POST `/api/groups/(int: id)/componentlists/`
Associate componentlists with a group.

Parameters

- **id** (*int*) – Group's ID

Form Parameters

- **string** `component_list_id` – The unique componentlist ID

DELETE `/api/groups/(int: id)/componentlists/`
int: `component_list_id` Delete componentlist from a group.

Parameters

- **id** (*int*) – Group's ID
- **component_list_id** (*int*) – The unique componentlist ID

1.12.5 Roles

GET /api/roles/

Returns a list of all roles associated with user. If user is superuser, then list of all existing roles is returned.

See also:

Roles object attributes are documented at `GET /api/roles/(int:id)/`.

POST /api/roles/

Creates a new role.

Parameters

- **name** (*string*) – Role name
- **permissions** (*array*) – List of codenames of permissions

GET /api/roles/(int: id) /

Returns information about a role.

Parameters

- **id** (*int*) – Role ID

Response JSON Object

- **name** (*string*) – Role name
- **permissions** (*array*) – list of codenames of permissions

Example JSON data:

```
{
  "name": "Access repository",
  "permissions": [
    "vcs.access",
    "vcs.view"
  ],
  "url": "http://example.com/api/roles/1/",
}
```

PUT /api/roles/(int: id) /

Changes the role parameters.

Parameters

- **id** (*int*) – Role's ID

Response JSON Object

- **name** (*string*) – Role name
- **permissions** (*array*) – list of codenames of permissions

PATCH /api/roles/(int: id) /

Changes the role parameters.

Parameters

- **id** (*int*) – Role's ID

Response JSON Object

- **name** (*string*) – Role name
- **permissions** (*array*) – list of codenames of permissions

DELETE `/api/roles/(int: id) /`

Deletes the role.

Parameters

- **id** (*int*) – Role's ID

1.12.6 Languages

GET `/api/languages/`

Returns a list of all languages.

See also:

Language object attributes are documented at [GET /api/languages/\(string:language\)/](#).

POST `/api/languages/`

Creates a new language.

Parameters

- **code** (*string*) – Language name
- **name** (*string*) – Language name
- **direction** (*string*) – Text direction
- **plural** (*object*) – Language plural formula and number

GET `/api/languages/(string: language) /`

Returns information about a language.

Parameters

- **language** (*string*) – Language code

Response JSON Object

- **code** (*string*) – Language code
- **direction** (*string*) – Text direction
- **plural** (*object*) – Object of language plural information
- **aliases** (*array*) – Array of aliases for language

Example JSON data:

```
{
  "code": "en",
  "direction": "ltr",
  "name": "English",
  "plural": {
    "id": 75,
    "source": 0,
    "number": 2,
    "formula": "n != 1",
    "type": 1
  },
  "aliases": [
    "english",
    "en_en",
    "base",
    "source",
  ]
}
```

(continues on next page)

(continued from previous page)

```
    "eng"
  ],
  "url": "http://example.com/api/languages/en/",
  "web_url": "http://example.com/languages/en/",
  "statistics_url": "http://example.com/api/languages/en/statistics/"
}
```

PUT `/api/languages/(string: language) /`
Changes the language parameters.

Parameters

- **language** (*string*) – Language's code

Request JSON Object

- **name** (*string*) – Language name
- **direction** (*string*) – Text direction
- **plural** (*object*) – Language plural details

PATCH `/api/languages/(string: language) /`
Changes the language parameters.

Parameters

- **language** (*string*) – Language's code

Request JSON Object

- **name** (*string*) – Language name
- **direction** (*string*) – Text direction
- **plural** (*object*) – Language plural details

DELETE `/api/languages/(string: language) /`
Deletes the language.

Parameters

- **language** (*string*) – Language's code

GET `/api/languages/(string: language)/statistics/`
Returns statistics for a language.

Parameters

- **language** (*string*) – Language code

Response JSON Object

- **total** (*int*) – total number of strings
- **total_words** (*int*) – total number of words
- **last_change** (*timestamp*) – last changes in the language
- **recent_changes** (*int*) – total number of changes
- **translated** (*int*) – number of translated strings
- **translated_percent** (*float*) – percentage of translated strings
- **translated_words** (*int*) – number of translated words
- **translated_words_percent** (*int*) – percentage of translated words
- **translated_chars** (*int*) – number of translated characters
- **translated_chars_percent** (*int*) – percentage of translated characters

- **total_chars** (*int*) – number of total characters
- **fuzzy** (*int*) – number of fuzzy (marked for edit) strings
- **fuzzy_percent** (*int*) – percentage of fuzzy (marked for edit) strings
- **failing** (*int*) – number of failing strings
- **failing** – percentage of failing strings

1.12.7 Projects

GET /api/projects/

Returns a list of all projects.

See also:

Project object attributes are documented at [GET /api/projects/\(string:project\)/](#).

POST /api/projects/

New in version 3.9.

Creates a new project.

Parameters

- **name** (*string*) – Project name
- **slug** (*string*) – Project slug
- **web** (*string*) – Project website

GET /api/projects/(string: project) /

Returns information about a project.

Parameters

- **project** (*string*) – Project URL slug

Response JSON Object

- **name** (*string*) – project name
- **slug** (*string*) – project slug
- **web** (*string*) – project website
- **components_list_url** (*string*) – URL to components list; see [GET /api/projects/\(string:project\)/components/](#)
- **repository_url** (*string*) – URL to repository status; see [GET /api/projects/\(string:project\)/repository/](#)
- **changes_list_url** (*string*) – URL to changes list; see [GET /api/projects/\(string:project\)/changes/](#)
- **translation_review** (*boolean*) – *Enable reviews*
- **source_review** (*boolean*) – *Enable source reviews*
- **set_language_team** (*boolean*) – *Set “Language-Team” header*
- **enable_hooks** (*boolean*) – *Enable hooks*
- **instructions** (*string*) – *Translation instructions*
- **language_aliases** (*string*) – *Language aliases*

Example JSON data:

```
{
  "name": "Hello",
  "slug": "hello",
  "url": "http://example.com/api/projects/hello/",
  "web": "https://weblate.org/",
  "web_url": "http://example.com/projects/hello/"
}
```

PATCH `/api/projects/(string: project) /`

New in version 4.3.

Edit a project by a **PATCH** request.

Parameters

- **project** (*string*) – Project URL slug
- **component** (*string*) – Component URL slug

PUT `/api/projects/(string: project) /`

New in version 4.3.

Edit a project by a **PUT** request.

Parameters

- **project** (*string*) – Project URL slug

DELETE `/api/projects/(string: project) /`

New in version 3.9.

Deletes a project.

Parameters

- **project** (*string*) – Project URL slug

GET `/api/projects/(string: project) /changes/`

Returns a list of project changes. This is essentially a project scoped `GET /api/changes/` accepting same params.

Parameters

- **project** (*string*) – Project URL slug

Response JSON Object

- **results** (*array*) – array of component objects; see `GET /api/changes/(int:id) /`

GET `/api/projects/(string: project) /repository/`

Returns information about VCS repository status. This endpoint contains only an overall summary for all repositories for the project. To get more detailed status use `GET /api/components/(string:project) / (string:component) /repository/`.

Parameters

- **project** (*string*) – Project URL slug

Response JSON Object

- **needs_commit** (*boolean*) – whether there are any pending changes to commit
- **needs_merge** (*boolean*) – whether there are any upstream changes to merge
- **needs_push** (*boolean*) – whether there are any local changes to push

Example JSON data:

```
{
  "needs_commit": true,
  "needs_merge": false,
  "needs_push": true
}
```

POST `/api/projects/(string: project)/repository/`

Performs given operation on the VCS repository.

Parameters

- **project** (*string*) – Project URL slug

Request JSON Object

- **operation** (*string*) – Operation to perform: one of push, pull, commit, reset, cleanup, file-sync

Response JSON Object

- **result** (*boolean*) – result of the operation

CURL example:

```
curl \
  -d operation=pull \
  -H "Authorization: Token TOKEN" \
  http://example.com/api/projects/hello/repository/
```

JSON request example:

```
POST /api/projects/hello/repository/ HTTP/1.1
Host: example.com
Accept: application/json
Content-Type: application/json
Authorization: Token TOKEN
Content-Length: 20

{"operation": "pull"}
```

JSON response example:

```
HTTP/1.0 200 OK
Date: Tue, 12 Apr 2016 09:32:50 GMT
Server: WSGIServer/0.1 Python/2.7.11+
Vary: Accept, Accept-Language, Cookie
X-Frame-Options: SAMEORIGIN
Content-Type: application/json
Content-Language: en
Allow: GET, POST, HEAD, OPTIONS

{"result": true}
```

GET `/api/projects/(string: project)/components/`

Returns a list of translation components in the given project.

Parameters

- **project** (*string*) – Project URL slug

Response JSON Object

- **results** (*array*) – array of component objects; see `GET /api/components/(string:project)/(string:component)/`

POST `/api/projects/(string: project)/components/`

New in version 3.9.

Changed in version 4.3: The `zipfile` and `docfile` parameters are now accepted for VCS-less components, see [Local files](#).

Creates translation components in the given project.

Hint: Use [Weblate internal URLs](#) when creating multiple components from a single VCS repository.

Note: Most of the component creation happens in the background. Check the `task_url` attribute of created component and follow the progress there.

Parameters

- **project** (*string*) – Project URL slug

Form Parameters

- **file zipfile** – ZIP file to upload into Weblate for translations initialization
- **file docfile** – Document to translate

Response JSON Object

- **result** (*object*) – Created component object; see [GET /api/components/\(string:project\)/\(string:component\)/](#)

JSON can not be used when uploading the files using the `zipfile` and `docfile` parameters. The data has to be uploaded as *multipart/form-data*.

CURL form request example:

```
curl \
  --form docfile=@strings.html \
  --form name=Weblate \
  --form slug=weblate \
  --form file_format=html \
  --form new_lang=add \
  -H "Authorization: Token TOKEN" \
  http://example.com/api/projects/hello/components/
```

CURL JSON request example:

```
curl \
  --data-binary '{
    "branch": "main",
    "file_format": "po",
    "filemask": "po/*.po",
    "git_export": "",
    "license": "",
    "license_url": "",
    "name": "Weblate",
    "slug": "weblate",
    "repo": "file:///home/nijel/work/weblate-hello",
    "template": "",
    "new_base": "",
    "vcs": "git"
  }' \
  -H "Content-Type: application/json" \
  -H "Authorization: Token TOKEN" \
  http://example.com/api/projects/hello/components/
```

JSON request example:

```
POST /api/projects/hello/components/ HTTP/1.1
Host: example.com
Accept: application/json
Content-Type: application/json
Authorization: Token TOKEN
Content-Length: 20

{
  "branch": "main",
  "file_format": "po",
  "filemask": "po/*.po",
  "git_export": "",
  "license": "",
  "license_url": "",
  "name": "Weblate",
  "slug": "weblate",
  "repo": "file:///home/nijel/work/weblate-hello",
  "template": "",
  "new_base": "",
  "vcs": "git"
}
```

JSON response example:

```
HTTP/1.0 200 OK
Date: Tue, 12 Apr 2016 09:32:50 GMT
Server: WSGIServer/0.1 Python/2.7.11+
Vary: Accept, Accept-Language, Cookie
X-Frame-Options: SAMEORIGIN
Content-Type: application/json
Content-Language: en
Allow: GET, POST, HEAD, OPTIONS

{
  "branch": "main",
  "file_format": "po",
  "filemask": "po/*.po",
  "git_export": "",
  "license": "",
  "license_url": "",
  "name": "Weblate",
  "slug": "weblate",
  "project": {
    "name": "Hello",
    "slug": "hello",
    "source_language": {
      "code": "en",
      "direction": "ltr",
      "name": "English",
      "url": "http://example.com/api/languages/en/",
      "web_url": "http://example.com/languages/en/"
    },
    "url": "http://example.com/api/projects/hello/",
    "web": "https://weblate.org/",
    "web_url": "http://example.com/projects/hello/"
  },
  "repo": "file:///home/nijel/work/weblate-hello",
  "template": "",
  "new_base": "",
  "url": "http://example.com/api/components/hello/weblate/",
  "vcs": "git",
```

(continues on next page)

(continued from previous page)

```
"web_url": "http://example.com/projects/hello/weblate/"
}
```

GET `/api/projects/(string: project)/languages/`
Returns paginated statistics for all languages within a project.

New in version 3.8.

Parameters

- **project** (*string*) – Project URL slug

Response JSON Object

- **results** (*array*) – array of translation statistics objects
- **language** (*string*) – language name
- **code** (*string*) – language code
- **total** (*int*) – total number of strings
- **translated** (*int*) – number of translated strings
- **translated_percent** (*float*) – percentage of translated strings
- **total_words** (*int*) – total number of words
- **translated_words** (*int*) – number of translated words
- **words_percent** (*float*) – percentage of translated words

GET `/api/projects/(string: project)/statistics/`
Returns statistics for a project.

New in version 3.8.

Parameters

- **project** (*string*) – Project URL slug

Response JSON Object

- **total** (*int*) – total number of strings
- **translated** (*int*) – number of translated strings
- **translated_percent** (*float*) – percentage of translated strings
- **total_words** (*int*) – total number of words
- **translated_words** (*int*) – number of translated words
- **words_percent** (*float*) – percentage of translated words

1.12.8 Components

GET `/api/components/`
Returns a list of translation components.

See also:

Component object attributes are documented at `GET /api/components/(string:project)/(string:component)/`.

GET `/api/components/(string: project)/`
string: *component* / Returns information about translation component.

Parameters

- **project** (*string*) – Project URL slug

- **component** (*string*) – Component URL slug

Response JSON Object

- **project** (*object*) – the translation project; see `GET /api/projects/(string:project)/`
- **name** (*string*) – Component name
- **slug** (*string*) – Component slug
- **vcs** (*string*) – Version control system
- **repo** (*string*) – Source code repository
- **git_export** (*string*) – Exported repository URL
- **branch** (*string*) – Repository branch
- **push_branch** (*string*) – Push branch
- **filemask** (*string*) – File mask
- **template** (*string*) – Monolingual base language file
- **edit_template** (*string*) – Edit base file
- **intermediate** (*string*) – Intermediate language file
- **new_base** (*string*) – Template for new translations
- **file_format** (*string*) – File format
- **license** (*string*) – Translation license
- **agreement** (*string*) – Contributor agreement
- **new_lang** (*string*) – Adding new translation
- **language_code_style** (*string*) – Language code style
- **source_language** (*object*) – source language object; see `GET /api/languages/(string:language)/`
- **push** (*string*) – Repository push URL
- **check_flags** (*string*) – Translation flags
- **priority** (*string*) – Priority
- **enforced_checks** (*string*) – Enforced checks
- **restricted** (*string*) – Restricted access
- **repoweb** (*string*) – Repository browser
- **report_source_bugs** (*string*) – Source string bug reporting address
- **merge_style** (*string*) – Merge style
- **commit_message** (*string*) – Commit, add, delete, merge and addon messages
- **add_message** (*string*) – Commit, add, delete, merge and addon messages
- **delete_message** (*string*) – Commit, add, delete, merge and addon messages
- **merge_message** (*string*) – Commit, add, delete, merge and addon messages
- **addon_message** (*string*) – Commit, add, delete, merge and addon messages
- **allow_translation_propagation** (*string*) – Allow translation propagation
- **enable_suggestions** (*string*) – Enable suggestions
- **suggestion_voting** (*string*) – Suggestion voting
- **suggestion_autoaccept** (*string*) – Autoaccept suggestions

- **push_on_commit** (*string*) – *Push on commit*
- **commit_pending_age** (*string*) – *Age of changes to commit*
- **auto_lock_error** (*string*) – *Lock on error*
- **language_regex** (*string*) – *Language filter*
- **variant_regex** (*string*) – *Variants regular expression*
- **repository_url** (*string*) – URL to repository status; see `GET /api/components/(string:project)/(string:component)/repository/`
- **translations_url** (*string*) – URL to translations list; see `GET /api/components/(string:project)/(string:component)/translations/`
- **lock_url** (*string*) – URL to lock status; see `GET /api/components/(string:project)/(string:component)/lock/`
- **changes_list_url** (*string*) – URL to changes list; see `GET /api/components/(string:project)/(string:component)/changes/`
- **task_url** (*string*) – URL to a background task (if any); see `GET /api/tasks/(str:uuid)/`

Example JSON data:

```
{
  "branch": "main",
  "file_format": "po",
  "filemask": "po/*.po",
  "git_export": "",
  "license": "",
  "license_url": "",
  "name": "Weblate",
  "slug": "weblate",
  "project": {
    "name": "Hello",
    "slug": "hello",
    "source_language": {
      "code": "en",
      "direction": "ltr",
      "name": "English",
      "url": "http://example.com/api/languages/en/",
      "web_url": "http://example.com/languages/en/"
    },
    "url": "http://example.com/api/projects/hello/",
    "web": "https://weblate.org/",
    "web_url": "http://example.com/projects/hello/"
  },
  "source_language": {
    "code": "en",
    "direction": "ltr",
    "name": "English",
    "url": "http://example.com/api/languages/en/",
    "web_url": "http://example.com/languages/en/"
  },
  "repo": "file:///home/nijel/work/weblate-hello",
  "template": "",
  "new_base": "",
  "url": "http://example.com/api/components/hello/weblate/",
  "vcs": "git",
  "web_url": "http://example.com/projects/hello/weblate/"
}
```

PATCH `/api/components/(string: project)/`
string: `component` / Edit a component by a **PATCH** request.

Parameters

- **project** (*string*) – Project URL slug
- **component** (*string*) – Component URL slug
- **source_language** (*string*) – Project source language code (optional)

Request JSON Object

- **name** (*string*) – name of component
- **slug** (*string*) – slug of component
- **repo** (*string*) – VCS repository URL

CURL example:

```
curl \
  --data-binary '{"name": "new name"}' \
  -H "Content-Type: application/json" \
  -H "Authorization: Token TOKEN" \
  PATCH http://example.com/api/projects/hello/components/
```

JSON request example:

```
PATCH /api/projects/hello/components/ HTTP/1.1
Host: example.com
Accept: application/json
Content-Type: application/json
Authorization: Token TOKEN
Content-Length: 20

{
  "name": "new name"
}
```

JSON response example:

```
HTTP/1.0 200 OK
Date: Tue, 12 Apr 2016 09:32:50 GMT
Server: WSGIServer/0.1 Python/2.7.11+
Vary: Accept, Accept-Language, Cookie
X-Frame-Options: SAMEORIGIN
Content-Type: application/json
Content-Language: en
Allow: GET, POST, HEAD, OPTIONS

{
  "branch": "main",
  "file_format": "po",
  "filemask": "po/*.po",
  "git_export": "",
  "license": "",
  "license_url": "",
  "name": "new name",
  "slug": "weblate",
  "project": {
    "name": "Hello",
    "slug": "hello",
    "source_language": {
      "code": "en",
      "direction": "ltr",
```

(continues on next page)

(continued from previous page)

```
        "name": "English",
        "url": "http://example.com/api/languages/en/",
        "web_url": "http://example.com/languages/en/"
    },
    "url": "http://example.com/api/projects/hello/",
    "web": "https://weblate.org/",
    "web_url": "http://example.com/projects/hello/"
},
"repo": "file:///home/nijel/work/weblate-hello",
"template": "",
"new_base": "",
"url": "http://example.com/api/components/hello/weblate/",
"vcs": "git",
"web_url": "http://example.com/projects/hello/weblate/"
}
```

PUT `/api/components/(string: project) /`
string: `component` / Edit a component by a [PUT](#) request.

Parameters

- **project** (*string*) – Project URL slug
- **component** (*string*) – Component URL slug

Request JSON Object

- **branch** (*string*) – VCS repository branch
- **file_format** (*string*) – file format of translations
- **filemask** (*string*) – mask of translation files in the repository
- **name** (*string*) – name of component
- **slug** (*string*) – slug of component
- **repo** (*string*) – VCS repository URL
- **template** (*string*) – base file for monolingual translations
- **new_base** (*string*) – base file for adding new translations
- **vcs** (*string*) – version control system

DELETE `/api/components/(string: project) /`
string: `component` / New in version 3.9.

Deletes a component.

Parameters

- **project** (*string*) – Project URL slug
- **component** (*string*) – Component URL slug

GET `/api/components/(string: project) /`
string: `component/changes` / Returns a list of component changes. This is essentially a component scoped [GET](#) `/api/changes/` accepting same params.

Parameters

- **project** (*string*) – Project URL slug
- **component** (*string*) – Component URL slug

Response JSON Object

- **results** (*array*) – array of component objects; see [GET](#) `/api/changes/(int:id) /`

GET `/api/components/(string: project) /`
string: `component/screenshots/` Returns a list of component screenshots.

Parameters

- **project** (*string*) – Project URL slug
- **component** (*string*) – Component URL slug

Response JSON Object

- **results** (*array*) – array of component screenshots; see `GET /api/screenshots/(int:id)/`

GET `/api/components/(string: project) /`
string: `component/lock/` Returns component lock status.

Parameters

- **project** (*string*) – Project URL slug
- **component** (*string*) – Component URL slug

Response JSON Object

- **locked** (*boolean*) – whether component is locked for updates

Example JSON data:

```
{
  "locked": false
}
```

POST `/api/components/(string: project) /`
string: `component/lock/` Sets component lock status.

Response is same as `GET /api/components/(string:project)/(string:component)/lock/`.

Parameters

- **project** (*string*) – Project URL slug
- **component** (*string*) – Component URL slug

Request JSON Object

- **lock** – Boolean whether to lock or not.

CURL example:

```
curl \
  -d lock=true \
  -H "Authorization: Token TOKEN" \
  http://example.com/api/components/hello/weblate/repository/
```

JSON request example:

```
POST /api/components/hello/weblate/repository/ HTTP/1.1
Host: example.com
Accept: application/json
Content-Type: application/json
Authorization: Token TOKEN
Content-Length: 20

{"lock": true}
```

JSON response example:

```
HTTP/1.0 200 OK
Date: Tue, 12 Apr 2016 09:32:50 GMT
Server: WSGIServer/0.1 Python/2.7.11+
Vary: Accept, Accept-Language, Cookie
X-Frame-Options: SAMEORIGIN
Content-Type: application/json
Content-Language: en
Allow: GET, POST, HEAD, OPTIONS

{"locked":true}
```

GET `/api/components/(string: project) /`
string: `component/repository/` Returns information about VCS repository status.

The response is same as for `GET /api/projects/(string:project)/repository/`.

Parameters

- **project** (*string*) – Project URL slug
- **component** (*string*) – Component URL slug

Response JSON Object

- **needs_commit** (*boolean*) – whether there are any pending changes to commit
- **needs_merge** (*boolean*) – whether there are any upstream changes to merge
- **needs_push** (*boolean*) – whether there are any local changes to push
- **remote_commit** (*string*) – Remote commit information
- **status** (*string*) – VCS repository status as reported by VCS
- **merge_failure** – Text describing merge failure or null if there is none

POST `/api/components/(string: project) /`
string: `component/repository/` Performs the given operation on a VCS repository.

See `POST /api/projects/(string:project)/repository/` for documentation.

Parameters

- **project** (*string*) – Project URL slug
- **component** (*string*) – Component URL slug

Request JSON Object

- **operation** (*string*) – Operation to perform: one of push, pull, commit, reset, cleanup

Response JSON Object

- **result** (*boolean*) – result of the operation

CURL example:

```
curl \
  -d operation=pull \
  -H "Authorization: Token TOKEN" \
  http://example.com/api/components/hello/weblate/repository/
```

JSON request example:

```
POST /api/components/hello/weblate/repository/ HTTP/1.1
Host: example.com
Accept: application/json
Content-Type: application/json
```

(continues on next page)

(continued from previous page)

```

Authorization: Token TOKEN
Content-Length: 20

{"operation": "pull"}

```

JSON response example:

```

HTTP/1.0 200 OK
Date: Tue, 12 Apr 2016 09:32:50 GMT
Server: WSGIServer/0.1 Python/2.7.11+
Vary: Accept, Accept-Language, Cookie
X-Frame-Options: SAMEORIGIN
Content-Type: application/json
Content-Language: en
Allow: GET, POST, HEAD, OPTIONS

{"result": true}

```

GET `/api/components/(string: project) /`
string: `component/monolingual_base/` Downloads base file for monolingual translations.

Parameters

- **project** (*string*) – Project URL slug
- **component** (*string*) – Component URL slug

GET `/api/components/(string: project) /`
string: `component/new_template/` Downloads template file for new translations.

Parameters

- **project** (*string*) – Project URL slug
- **component** (*string*) – Component URL slug

GET `/api/components/(string: project) /`
string: `component/translations/` Returns a list of translation objects in the given component.

Parameters

- **project** (*string*) – Project URL slug
- **component** (*string*) – Component URL slug

Response JSON Object

- **results** (*array*) – array of translation objects; see `GET /api/translations/(string:project)/(string:component)/(string:language)/`

POST `/api/components/(string: project) /`
string: `component/translations/` Creates new translation in the given component.

Parameters

- **project** (*string*) – Project URL slug
- **component** (*string*) – Component URL slug

Request JSON Object

- **language_code** (*string*) – translation language code; see `GET /api/languages/(string:language)/`

Response JSON Object

- **result** (*object*) – new translation object created

CURL example:

```
curl \
  -d language_code=cs \
  -H "Authorization: Token TOKEN" \
  http://example.com/api/projects/hello/components/
```

JSON request example:

```
POST /api/projects/hello/components/ HTTP/1.1
Host: example.com
Accept: application/json
Content-Type: application/json
Authorization: Token TOKEN
Content-Length: 20

{"language_code": "cs"}
```

JSON response example:

```
HTTP/1.0 200 OK
Date: Tue, 12 Apr 2016 09:32:50 GMT
Server: WSGIServer/0.1 Python/2.7.11+
Vary: Accept, Accept-Language, Cookie
X-Frame-Options: SAMEORIGIN
Content-Type: application/json
Content-Language: en
Allow: GET, POST, HEAD, OPTIONS

{
  "failing_checks": 0,
  "failing_checks_percent": 0,
  "failing_checks_words": 0,
  "filename": "po/cs.po",
  "fuzzy": 0,
  "fuzzy_percent": 0.0,
  "fuzzy_words": 0,
  "have_comment": 0,
  "have_suggestion": 0,
  "is_template": false,
  "is_source": false,
  "language": {
    "code": "cs",
    "direction": "ltr",
    "name": "Czech",
    "url": "http://example.com/api/languages/cs/",
    "web_url": "http://example.com/languages/cs/"
  },
  "language_code": "cs",
  "id": 125,
  "last_author": null,
  "last_change": null,
  "share_url": "http://example.com/engage/hello/cs/",
  "total": 4,
  "total_words": 15,
  "translate_url": "http://example.com/translate/hello/weblate/cs/",
  "translated": 0,
  "translated_percent": 0.0,
  "translated_words": 0,
  "url": "http://example.com/api/translations/hello/weblate/cs/",
  "web_url": "http://example.com/projects/hello/weblate/cs/"
}
```

GET /api/components/(string: *project*) /
string: *component/statistics*/ Returns paginated statistics for all translations within component.

New in version 2.7.

Parameters

- **project** (*string*) – Project URL slug
- **component** (*string*) – Component URL slug

Response JSON Object

- **results** (*array*) – array of translation statistics objects; see [GET /api/translations/\(string:project\)/\(string:component\)/\(string:language\)/statistics/](#)

GET /api/components/(string: project) /
string: *component/links/* Returns projects linked with a component.

New in version 4.5.

Parameters

- **project** (*string*) – Project URL slug
- **component** (*string*) – Component URL slug

Response JSON Object

- **projects** (*array*) – associated projects; see [GET /api/projects/\(string:project\)/](#)

POST /api/components/(string: project) /
string: *component/links/* Associate project with a component.

New in version 4.5.

Parameters

- **project** (*string*) – Project URL slug
- **component** (*string*) – Component URL slug

Form Parameters

- **string project_slug** – Project slug

DELETE /api/components/(string: project) /
string: *component/links/string: project_slug/* Remove association of a project with a component.

New in version 4.5.

Parameters

- **project** (*string*) – Project URL slug
- **component** (*string*) – Component URL slug
- **project_slug** (*string*) – Slug of the project to remove

1.12.9 Translations

GET /api/translations/
 Returns a list of translations.

See also:

Translation object attributes are documented at [GET /api/translations/\(string:project\)/\(string:component\)/\(string:language\)/](#).

GET /api/translations/(string: project) /
string: *component/string: language/* Returns information about a translation.

Parameters

- **project** (*string*) – Project URL slug
- **component** (*string*) – Component URL slug
- **language** (*string*) – Translation language code

Response JSON Object

- **component** (*object*) – component object; see `GET /api/components/(string:project)/(string:component)/`
- **failing_checks** (*int*) – number of strings failing checks
- **failing_checks_percent** (*float*) – percentage of strings failing checks
- **failing_checks_words** (*int*) – number of words with failing checks
- **filename** (*string*) – translation filename
- **fuzzy** (*int*) – number of fuzzy (marked for edit) strings
- **fuzzy_percent** (*float*) – percentage of fuzzy (marked for edit) strings
- **fuzzy_words** (*int*) – number of words in fuzzy (marked for edit) strings
- **have_comment** (*int*) – number of strings with comment
- **have_suggestion** (*int*) – number of strings with suggestion
- **is_template** (*boolean*) – whether the translation has a monolingual base
- **language** (*object*) – source language object; see `GET /api/languages/(string:language)/`
- **language_code** (*string*) – language code used in the repository; this can be different from language code in the language object
- **last_author** (*string*) – name of last author
- **last_change** (*timestamp*) – last change timestamp
- **revision** (*string*) – revision hash for the file
- **share_url** (*string*) – URL for sharing leading to engagement page
- **total** (*int*) – total number of strings
- **total_words** (*int*) – total number of words
- **translate_url** (*string*) – URL for translating
- **translated** (*int*) – number of translated strings
- **translated_percent** (*float*) – percentage of translated strings
- **translated_words** (*int*) – number of translated words
- **repository_url** (*string*) – URL to repository status; see `GET /api/translations/(string:project)/(string:component)/(string:language)/repository/`
- **file_url** (*string*) – URL to file object; see `GET /api/translations/(string:project)/(string:component)/(string:language)/file/`
- **changes_list_url** (*string*) – URL to changes list; see `GET /api/translations/(string:project)/(string:component)/(string:language)/changes/`
- **units_list_url** (*string*) – URL to strings list; see `GET /api/translations/(string:project)/(string:component)/(string:language)/units/`

Example JSON data:

```
{
  "component": {
    "branch": "main",
    "file_format": "po",
    "filemask": "po/*.po",
    "git_export": "",
    "license": "",
    "license_url": "",
    "name": "Weblate",
    "new_base": "",
    "project": {
      "name": "Hello",
      "slug": "hello",
      "source_language": {
        "code": "en",
        "direction": "ltr",
        "name": "English",
        "url": "http://example.com/api/languages/en/",
        "web_url": "http://example.com/languages/en/"
      },
      "url": "http://example.com/api/projects/hello/",
      "web": "https://weblate.org/",
      "web_url": "http://example.com/projects/hello/"
    },
    "repo": "file:///home/nijel/work/weblate-hello",
    "slug": "weblate",
    "template": "",
    "url": "http://example.com/api/components/hello/weblate/",
    "vcs": "git",
    "web_url": "http://example.com/projects/hello/weblate/"
  },
  "failing_checks": 3,
  "failing_checks_percent": 75.0,
  "failing_checks_words": 11,
  "filename": "po/cs.po",
  "fuzzy": 0,
  "fuzzy_percent": 0.0,
  "fuzzy_words": 0,
  "have_comment": 0,
  "have_suggestion": 0,
  "is_template": false,
  "language": {
    "code": "cs",
    "direction": "ltr",
    "name": "Czech",
    "url": "http://example.com/api/languages/cs/",
    "web_url": "http://example.com/languages/cs/"
  },
  "language_code": "cs",
  "last_author": "Weblate Admin",
  "last_change": "2016-03-07T10:20:05.499",
  "revision": "7ddfafe6daaf57fc8654cc852ea6be212b015792",
  "share_url": "http://example.com/engage/hello/cs/",
  "total": 4,
  "total_words": 15,
  "translate_url": "http://example.com/translate/hello/weblate/cs/",
  "translated": 4,
  "translated_percent": 100.0,
  "translated_words": 15,
  "url": "http://example.com/api/translations/hello/weblate/cs/",
  "web_url": "http://example.com/projects/hello/weblate/cs/"
}
```

(continues on next page)

(continued from previous page)

}

DELETE `/api/translations/(string: project) /`
string: `component/string: language/` New in version 3.9.

Deletes a translation.

Parameters

- **project** (*string*) – Project URL slug
- **component** (*string*) – Component URL slug
- **language** (*string*) – Translation language code

GET `/api/translations/(string: project) /`
string: `component/string: language/changes/` Returns a list of translation changes. This is essentially a translations-scoped [GET /api/changes/](#) accepting the same parameters.

Parameters

- **project** (*string*) – Project URL slug
- **component** (*string*) – Component URL slug
- **language** (*string*) – Translation language code

Response JSON Object

- **results** (*array*) – array of component objects; see [GET /api/changes/ \(int:id\)/](#)

GET `/api/translations/(string: project) /`
string: `component/string: language/units/` Returns a list of translation units.

Parameters

- **project** (*string*) – Project URL slug
- **component** (*string*) – Component URL slug
- **language** (*string*) – Translation language code
- **q** (*string*) – Search query string [Searching](#) (optional)

Response JSON Object

- **results** (*array*) – array of component objects; see [GET /api/units/ \(int:id\)/](#)

POST `/api/translations/(string: project) /`
string: `component/string: language/units/` Add new monolingual unit.

Parameters

- **project** (*string*) – Project URL slug
- **component** (*string*) – Component URL slug
- **language** (*string*) – Translation language code

Request JSON Object

- **key** (*string*) – Name of translation unit
- **value** (*string*) – The translation unit value

See also:

[Manage strings](#), [adding-new-strings](#)

POST `/api/translations/(string: project) /`
string: `component/string: language/autotranslate/` Trigger automatic translation.

Parameters

- **project** (*string*) – Project URL slug
- **component** (*string*) – Component URL slug
- **language** (*string*) – Translation language code

Request JSON Object

- **mode** (*string*) – Automatic translation mode
- **filter_type** (*string*) – Automatic translation filter type
- **auto_source** (*string*) – Automatic translation source
- **component** (*string*) – Turn on contribution to shared translation memory for the project to get access to additional components.
- **engines** (*string*) – Machine translation engines
- **threshold** (*string*) – Score threshold

GET `/api/translations/(string: project) /`
string: `component/string: language/file/` Download current translation file as it is stored in the VCS (without the `format` parameter) or converted to another format (see [Downloading translations](#)).

Note: This API endpoint uses different logic for output than rest of API as it operates on whole file rather than on data. Set of accepted `format` parameter differs and without such parameter you get translation file as stored in VCS.

Query Parameters

- **format** – File format to use; if not specified no format conversion happens; supported file formats: `po`, `mo`, `xliff`, `xliff11`, `tbx`, `csv`, `xlsx`, `json`, `aresource`, `strings`

Parameters

- **project** (*string*) – Project URL slug
- **component** (*string*) – Component URL slug
- **language** (*string*) – Translation language code

POST `/api/translations/(string: project) /`
string: `component/string: language/file/` Upload new file with translations.

Parameters

- **project** (*string*) – Project URL slug
- **component** (*string*) – Component URL slug
- **language** (*string*) – Translation language code

Form Parameters

- **string conflicts** – How to deal with conflicts (`ignore`, `replace-translated` or `replace-approved`)
- **file file** – Uploaded file
- **string email** – Author e-mail
- **string author** – Author name

- **string method** – Upload method (translate, approve, suggest, fuzzy, replace, source, add), see [Import methods](#)
- **string fuzzy** – Fuzzy (marked for edit) strings processing (*empty*, process, approve)

CURL example:

```
curl -X POST \
  -F file=@strings.xml \
  -H "Authorization: Token TOKEN" \
  http://example.com/api/translations/hello/android/cs/file/
```

GET /api/translations/(string: project) /
string: component/string: language/repository/ Returns information about VCS repository status.

The response is same as for `GET /api/components/(string:project)/(string:component)/repository/`.

Parameters

- **project** (*string*) – Project URL slug
- **component** (*string*) – Component URL slug
- **language** (*string*) – Translation language code

POST /api/translations/(string: project) /
string: component/string: language/repository/ Performs given operation on the VCS repository.

See `POST /api/projects/(string:project)/repository/` for documentation.

Parameters

- **project** (*string*) – Project URL slug
- **component** (*string*) – Component URL slug
- **language** (*string*) – Translation language code

Request JSON Object

- **operation** (*string*) – Operation to perform: one of push, pull, commit, reset, cleanup

Response JSON Object

- **result** (*boolean*) – result of the operation

GET /api/translations/(string: project) /
string: component/string: language/statistics/ Returns detailed translation statistics.

New in version 2.7.

Parameters

- **project** (*string*) – Project URL slug
- **component** (*string*) – Component URL slug
- **language** (*string*) – Translation language code

Response JSON Object

- **code** (*string*) – language code
- **failing** (*int*) – number of failing checks
- **failing_percent** (*float*) – percentage of failing checks
- **fuzzy** (*int*) – number of fuzzy (marked for edit) strings

- **fuzzy_percent** (*float*) – percentage of fuzzy (marked for edit) strings
- **total_words** (*int*) – total number of words
- **translated_words** (*int*) – number of translated words
- **last_author** (*string*) – name of last author
- **last_change** (*timestamp*) – date of last change
- **name** (*string*) – language name
- **total** (*int*) – total number of strings
- **translated** (*int*) – number of translated strings
- **translated_percent** (*float*) – percentage of translated strings
- **url** (*string*) – URL to access the translation (engagement URL)
- **url_translate** (*string*) – URL to access the translation (real translation URL)

1.12.10 Units

A *unit* is a single piece of a translation which pairs a source string with a corresponding translated string and also contains some related metadata. The term is derived from the [Translate Toolkit](#) and XLIFF.

New in version 2.10.

GET `/api/units/`

Returns list of translation units.

See also:

Unit object attributes are documented at `GET /api/units/(int:id)/`.

GET `/api/units/(int: id) /`

Changed in version 4.3: The `target` and `source` are now arrays to properly handle plural strings.

Returns information about translation unit.

Parameters

- **id** (*int*) – Unit ID

Response JSON Object

- **translation** (*string*) – URL of a related translation object
- **source** (*array*) – source string
- **previous_source** (*string*) – previous source string used for fuzzy matching
- **target** (*array*) – target string
- **id_hash** (*string*) – unique identifier of the unit
- **content_hash** (*string*) – unique identifier of the source string
- **location** (*string*) – location of the unit in source code
- **context** (*string*) – translation unit context
- **note** (*string*) – translation unit note
- **flags** (*string*) – translation unit flags
- **state** (*int*) – unit state, 0 - not translated, 10 - needs editing, 20 - translated, 30 - approved, 100 - read only
- **fuzzy** (*boolean*) – whether the unit is fuzzy or marked for review
- **translated** (*boolean*) – whether the unit is translated

- **approved** (*boolean*) – whether the translation is approved
- **position** (*int*) – unit position in translation file
- **has_suggestion** (*boolean*) – whether the unit has suggestions
- **has_comment** (*boolean*) – whether the unit has comments
- **has_failing_check** (*boolean*) – whether the unit has failing checks
- **num_words** (*int*) – number of source words
- **priority** (*int*) – translation priority; 100 is default
- **id** (*int*) – unit identifier
- **explanation** (*string*) – String explanation, available on source units, see [Additional info on source strings](#)
- **extra_flags** (*string*) – Additional string flags, available on source units, see [Customizing behavior using flags](#)
- **web_url** (*string*) – URL where the unit can be edited
- **source_unit** (*string*) – Source unit link; see [GET /api/units/\(int:id\)/](#)

PATCH /api/units/(int: id) /

New in version 4.3.

Performs partial update on translation unit.

Parameters

- **id** (*int*) – Unit ID

Request JSON Object

- **state** (*int*) – unit state, 0 - not translated, 10 - needs editing, 20 - translated, 30 - approved (need review workflow enabled, see [Dedicated reviewers](#))
- **target** (*array*) – target string
- **explanation** (*string*) – String explanation, available on source units, see [Additional info on source strings](#)
- **extra_flags** (*string*) – Additional string flags, available on source units, see [Customizing behavior using flags](#)

PUT /api/units/(int: id) /

New in version 4.3.

Performs full update on translation unit.

Parameters

- **id** (*int*) – Unit ID

Request JSON Object

- **state** (*int*) – unit state, 0 - not translated, 10 - needs editing, 20 - translated, 30 - approved (need review workflow enabled, see [Dedicated reviewers](#))
- **target** (*array*) – target string
- **explanation** (*string*) – String explanation, available on source units, see [Additional info on source strings](#)
- **extra_flags** (*string*) – Additional string flags, available on source units, see [Customizing behavior using flags](#)

DELETE /api/units/(int: id) /

New in version 4.3.

Deletes a translation unit.

Parameters

- **id** (*int*) – Unit ID

1.12.11 Changes

New in version 2.10.

GET /api/changes/

Changed in version 4.1: Filtering of changes was introduced in the 4.1 release.

Returns a list of translation changes.

See also:

Change object attributes are documented at [GET /api/changes/\(int:id\)/](#).

Query Parameters

- **user** (*string*) – Username of user to filters
- **action** (*int*) – Action to filter, can be used several times
- **timestamp_after** (*timestamp*) – ISO 8601 formatted timestamp to list changes after
- **timestamp_before** (*timestamp*) – ISO 8601 formatted timestamp to list changes before

GET /api/changes/(int: id) /

Returns information about translation change.

Parameters

- **id** (*int*) – Change ID

Response JSON Object

- **unit** (*string*) – URL of a related unit object
- **translation** (*string*) – URL of a related translation object
- **component** (*string*) – URL of a related component object
- **user** (*string*) – URL of a related user object
- **author** (*string*) – URL of a related author object
- **timestamp** (*timestamp*) – event timestamp
- **action** (*int*) – numeric identification of action
- **action_name** (*string*) – text description of action
- **target** (*string*) – event changed text or detail
- **id** (*int*) – change identifier

1.12.12 Screenshots

New in version 2.14.

GET /api/screenshots/

Returns a list of screenshot string information.

See also:

Screenshot object attributes are documented at [GET /api/screenshots/\(int:id\)/](#).

GET /api/screenshots/(int: id) /

Returns information about screenshot information.

Parameters

- **id** (*int*) – Screenshot ID

Response JSON Object

- **name** (*string*) – name of a screenshot
- **component** (*string*) – URL of a related component object
- **file_url** (*string*) – URL to download a file; see [GET /api/screenshots/\(int:id\)/file/](#)
- **units** (*array*) – link to associated source string information; see [GET /api/units/\(int:id\)/](#)

GET /api/screenshots/(int: id) /file/

Download the screenshot image.

Parameters

- **id** (*int*) – Screenshot ID

POST /api/screenshots/(int: id) /file/

Replace screenshot image.

Parameters

- **id** (*int*) – Screenshot ID

Form Parameters

- **file image** – Uploaded file

CURL example:

```
curl -X POST \
  -F image=@image.png \
  -H "Authorization: Token TOKEN" \
  http://example.com/api/screenshots/1/file/
```

POST /api/screenshots/(int: id) /units/

Associate source string with screenshot.

Parameters

- **id** (*int*) – Screenshot ID

Form Parameters

- **string unit_id** – Unit ID

Response JSON Object

- **name** (*string*) – name of a screenshot
- **translation** (*string*) – URL of a related translation object

- **file_url** (*string*) – URL to download a file; see `GET /api/screenshots/(int:id)/file/`
- **units** (*array*) – link to associated source string information; see `GET /api/units/(int:id)/`

DELETE `/api/screenshots/(int: id)/units/`
int: *unit_id* Remove source string association with screenshot.

Parameters

- **id** (*int*) – Screenshot ID
- **unit_id** – Source string unit ID

POST `/api/screenshots/`
 Creates a new screenshot.

Form Parameters

- **file image** – Uploaded file
- **string name** – Screenshot name
- **string project_slug** – Project slug
- **string component_slug** – Component slug
- **string language_code** – Language code

Response JSON Object

- **name** (*string*) – name of a screenshot
- **component** (*string*) – URL of a related component object
- **file_url** (*string*) – URL to download a file; see `GET /api/screenshots/(int:id)/file/`
- **units** (*array*) – link to associated source string information; see `GET /api/units/(int:id)/`

PATCH `/api/screenshots/(int: id) /`
 Edit partial information about screenshot.

Parameters

- **id** (*int*) – Screenshot ID

Response JSON Object

- **name** (*string*) – name of a screenshot
- **component** (*string*) – URL of a related component object
- **file_url** (*string*) – URL to download a file; see `GET /api/screenshots/(int:id)/file/`
- **units** (*array*) – link to associated source string information; see `GET /api/units/(int:id)/`

PUT `/api/screenshots/(int: id) /`
 Edit full information about screenshot.

Parameters

- **id** (*int*) – Screenshot ID

Response JSON Object

- **name** (*string*) – name of a screenshot
- **component** (*string*) – URL of a related component object

- **file_url** (*string*) – URL to download a file; see `GET /api/screenshots/(int:id)/file/`
- **units** (*array*) – link to associated source string information; see `GET /api/units/(int:id)/`

DELETE `/api/screenshots/(int: id) /`
Delete screenshot.

Parameters

- **id** (*int*) – Screenshot ID

1.12.13 Addons

New in version 4.4.1.

GET `/api/addons/`
Returns a list of addons.

See also:

Addon object attributes are documented at `GET /api/addons/(int:id)/`.

GET `/api/addons/(int: id) /`
Returns information about addon information.

Parameters

- **id** (*int*) – Addon ID

Response JSON Object

- **name** (*string*) – name of an addon
- **component** (*string*) – URL of a related component object
- **configuration** (*object*) – Optional addon configuration

POST `/api/components/(string: project) /`
string: *component/addons/* Creates a new addon.

Parameters

- **project_slug** (*string*) – Project slug
- **component_slug** (*string*) – Component slug

Request JSON Object

- **name** (*string*) – name of an addon
- **configuration** (*object*) – Optional addon configuration

PATCH `/api/addons/(int: id) /`
Edit partial information about addon.

Parameters

- **id** (*int*) – Addon ID

Response JSON Object

- **configuration** (*object*) – Optional addon configuration

PUT `/api/addons/(int: id) /`
Edit full information about addon.

Parameters

- **id** (*int*) – Addon ID

Response JSON Object

- **configuration** (*object*) – Optional addon configuration

DELETE /api/addons/(int: id) /

Delete addon.

Parameters

- **id** (*int*) – Addon ID

1.12.14 Component lists

New in version 4.0.

GET /api/component-lists/

Returns a list of component lists.

See also:

Component list object attributes are documented at [GET /api/component-lists/\(str:slug\)/](#).

GET /api/component-lists/(str: slug) /

Returns information about component list.

Parameters

- **slug** (*string*) – Component list slug

Response JSON Object

- **name** (*string*) – name of a component list
- **slug** (*string*) – slug of a component list
- **show_dashboard** (*boolean*) – whether to show it on a dashboard
- **components** (*array*) – link to associated components; see [GET /api/components/\(string:project\)/\(string:component\)/](#)
- **auto_assign** (*array*) – automatic assignment rules

PUT /api/component-lists/(str: slug) /

Changes the component list parameters.

Parameters

- **slug** (*string*) – Component list slug

Request JSON Object

- **name** (*string*) – name of a component list
- **slug** (*string*) – slug of a component list
- **show_dashboard** (*boolean*) – whether to show it on a dashboard

PATCH /api/component-lists/(str: slug) /

Changes the component list parameters.

Parameters

- **slug** (*string*) – Component list slug

Request JSON Object

- **name** (*string*) – name of a component list
- **slug** (*string*) – slug of a component list
- **show_dashboard** (*boolean*) – whether to show it on a dashboard

DELETE `/api/component-lists/ (str: slug) /`

Deletes the component list.

Parameters

- **slug** (*string*) – Component list slug

POST `/api/component-lists/ (str: slug) /components/`

Associate component with a component list.

Parameters

- **slug** (*string*) – Component list slug

Form Parameters

- **string component_id** – Component ID

DELETE `/api/component-lists/ (str: slug) /components/`

str: *component_slug* Disassociate a component from the component list.

Parameters

- **slug** (*string*) – Component list slug
- **component_slug** (*string*) – Component slug

1.12.15 Glossary

Changed in version 4.5: Glossaries are now stored as regular components, translations and strings, please use respective API instead.

1.12.16 Tasks

New in version 4.4.

GET `/api/tasks/`

Listing of the tasks is currently not available.

GET `/api/tasks/ (str: uuid) /`

Returns information about a task

Parameters

- **uuid** (*string*) – Task UUID

Response JSON Object

- **completed** (*boolean*) – Whether the task has completed
- **progress** (*int*) – Task progress in percent
- **result** (*object*) – Task result or progress details
- **log** (*string*) – Task log

1.12.17 Notification hooks

Notification hooks allow external applications to notify Weblate that the VCS repository has been updated.

You can use repository endpoints for projects, components and translations to update individual repositories; see [POST /api/projects/\(string:project\)/repository/](#) for documentation.

GET /hooks/update/(string: project) /
string: *component/* Deprecated since version 2.6: Please use [POST /api/components/\(string:project\)/\(string:component\)/repository/](#) instead which works properly with authentication for ACL limited projects.

Triggers update of a component (pulling from VCS and scanning for translation changes).

GET /hooks/update/(string: project) /
 Deprecated since version 2.6: Please use [POST /api/projects/\(string:project\)/repository/](#) instead which works properly with authentication for ACL limited projects.

Triggers update of all components in a project (pulling from VCS and scanning for translation changes).

POST /hooks/github/
 Special hook for handling GitHub notifications and automatically updating matching components.

Note: GitHub includes direct support for notifying Weblate: enable Weblate service hook in repository settings and set the URL to the URL of your Weblate installation.

See also:

[Automatically receiving changes from GitHub](#) For instruction on setting up GitHub integration

<https://docs.github.com/en/github/extending-github/about-webhooks> Generic information about GitHub Webhooks

[ENABLE_HOOKS](#) For enabling hooks for whole Weblate

POST /hooks/gitlab/
 Special hook for handling GitLab notifications and automatically updating matching components.

See also:

[Automatically receiving changes from GitLab](#) For instruction on setting up GitLab integration

<https://docs.gitlab.com/ce/user/project/integrations/webhooks.html> Generic information about GitLab Webhooks

[ENABLE_HOOKS](#) For enabling hooks for whole Weblate

POST /hooks/bitbucket/
 Special hook for handling Bitbucket notifications and automatically updating matching components.

See also:

[Automatically receiving changes from Bitbucket](#) For instruction on setting up Bitbucket integration

<https://support.atlassian.com/bitbucket-cloud/docs/manage-webhooks/> Generic information about Bitbucket Webhooks

[ENABLE_HOOKS](#) For enabling hooks for whole Weblate

POST /hooks/pagure/
 New in version 3.3.

Special hook for handling Pagure notifications and automatically updating matching components.

See also:

Automatically receiving changes from Pagure For instruction on setting up Pagure integration

https://docs.pagure.org/pagure/usage/using_webhooks.html Generic information about Pagure Webhooks

ENABLE_HOOKS For enabling hooks for whole Weblate

POST `/hooks/azure/`

New in version 3.8.

Special hook for handling Azure Repos notifications and automatically updating matching components.

See also:

Automatically receiving changes from Azure Repos For instruction on setting up Azure integration

<https://docs.microsoft.com/en-us/azure/devops/service-hooks/services/webhooks?view=azure-devops> Generic information about Azure Repos Web Hooks

ENABLE_HOOKS For enabling hooks for whole Weblate

POST `/hooks/gitea/`

New in version 3.9.

Special hook for handling Gitea Webhook notifications and automatically updating matching components.

See also:

Automatically receiving changes from Gitea Repos For instruction on setting up Gitea integration

<https://docs.gitea.io/en-us/webhooks/> Generic information about Gitea Webhooks

ENABLE_HOOKS For enabling hooks for whole Weblate

POST `/hooks/gitee/`

New in version 3.9.

Special hook for handling Gitee Webhook notifications and automatically updating matching components.

See also:

Automatically receiving changes from Gitee Repos For instruction on setting up Gitee integration

<https://gitee.com/help/categories/40> Generic information about Gitee Webhooks

ENABLE_HOOKS For enabling hooks for whole Weblate

1.12.18 Exports

Weblate provides various exports to allow you to further process the data.

GET `/exports/stats/(string: project) /`
`string: component/`

Query Parameters

- **format** (*string*) – Output format: either `json` or `csv`

Deprecated since version 2.6: Please use `GET /api/components/(string:project)/(string:component)/statistics/` and `GET /api/translations/(string:project)/(string:component)/(string:language)/statistics/` instead; it allows access to ACL controlled projects as well.

Retrieves statistics for given component in given format.

Example request:

```
GET /exports/stats/weblate/main/ HTTP/1.1
Host: example.com
Accept: application/json, text/javascript
```

Example response:

```
HTTP/1.1 200 OK
Vary: Accept
Content-Type: application/json

[
  {
    "code": "cs",
    "failing": 0,
    "failing_percent": 0.0,
    "fuzzy": 0,
    "fuzzy_percent": 0.0,
    "last_author": "Michal Čihař",
    "last_change": "2012-03-28T15:07:38+00:00",
    "name": "Czech",
    "total": 436,
    "total_words": 15271,
    "translated": 436,
    "translated_percent": 100.0,
    "translated_words": 3201,
    "url": "http://hosted.weblate.org/engage/weblate/cs/",
    "url_translate": "http://hosted.weblate.org/projects/weblate/main/cs/"
  },
  {
    "code": "nl",
    "failing": 21,
    "failing_percent": 4.8,
    "fuzzy": 11,
    "fuzzy_percent": 2.5,
    "last_author": null,
    "last_change": null,
    "name": "Dutch",
    "total": 436,
    "total_words": 15271,
    "translated": 319,
    "translated_percent": 73.2,
    "translated_words": 3201,
    "url": "http://hosted.weblate.org/engage/weblate/nl/",
    "url_translate": "http://hosted.weblate.org/projects/weblate/main/nl/"
  },
  {
    "code": "el",
    "failing": 11,
    "failing_percent": 2.5,
    "fuzzy": 21,
    "fuzzy_percent": 4.8,
    "last_author": null,
    "last_change": null,
    "name": "Greek",
    "total": 436,
    "total_words": 15271,
    "translated": 312,
    "translated_percent": 71.6,
    "translated_words": 3201,
    "url": "http://hosted.weblate.org/engage/weblate/el/",
    "url_translate": "http://hosted.weblate.org/projects/weblate/main/el/"
  }
]
```

(continues on next page)

(continued from previous page)

]

1.12.19 RSS feeds

Changes in translations are exported in RSS feeds.

GET `/exports/rss/(string: project) /`
`string: component / string: language /` Retrieves RSS feed with recent changes for a translation.

GET `/exports/rss/(string: project) /`
`string: component /` Retrieves RSS feed with recent changes for a component.

GET `/exports/rss/(string: project) /`
Retrieves RSS feed with recent changes for a project.

GET `/exports/rss/language/(string: language) /`
Retrieves RSS feed with recent changes for a language.

GET `/exports/rss/`
Retrieves RSS feed with recent changes for Weblate instance.

See also:

[RSS on wikipedia](#)

1.13 Weblate Client

New in version 2.7: There has been full `wlc` utility support ever since Weblate 2.7. If you are using an older version some incompatibilities with the API might occur.

1.13.1 Installation

The Weblate Client is shipped separately and includes the Python module. To use the commands below, you need to install `wlc`:

```
pip3 install wlc
```

1.13.2 Docker usage

The Weblate Client is also available as a Docker image.

The image is published on Docker Hub: <https://hub.docker.com/r/weblate/wlc>

Installing:

```
docker pull weblate/wlc
```

The Docker container uses Weblate's default settings and connects to the API deployed in localhost. The API URL and API_KEY can be configured through the arguments accepted by Weblate.

The command to launch the container uses the following syntax:

```
docker run --rm weblate/wlc [WLC_ARGS]
```

Example:

```
docker run --rm weblate/wlc --url https://hosted.weblate.org/api/ list-projects
```

You might want to pass your *Configuration files* to the Docker container, the easiest approach is to add your current directory as `/home/weblate` volume:

```
docker run --volume $PWD:/home/weblate --rm weblate/wlc show
```

1.13.3 Getting started

The `wlc` configuration is stored in `~/.config/weblate` (see *Configuration files* for other locations), please create it to match your environment:

```
[weblate]
url = https://hosted.weblate.org/api/

[keys]
https://hosted.weblate.org/api/ = APIKEY
```

You can then invoke commands on the default server:

```
wlc ls
wlc commit sandbox/hello-world
```

See also:

Configuration files

1.13.4 Synopsis

```
wlc [arguments] <command> [options]
```

Commands actually indicate which operation should be performed.

1.13.5 Description

Weblate Client is a Python library and command-line utility to manage Weblate remotely using *Weblate's REST API*. The command-line utility can be invoked as **wlc** and is built-in on *wlc*.

Arguments

The program accepts the following arguments which define output format or which Weblate instance to use. These must be entered before any command.

--format {csv,json,text,html}
Specify the output format.

--url URL
Specify the API URL. Overrides any value found in the configuration file, see *Configuration files*. The URL should end with `/api/`, for example `https://hosted.weblate.org/api/`.

--key KEY
Specify the API user key to use. Overrides any value found in the configuration file, see *Configuration files*. You can find your key in your profile on Weblate.

--config PATH
Overrides the configuration file path, see *Configuration files*.

--config-section SECTION

Overrides configuration file section in use, see *Configuration files*.

Commands

The following commands are available:

version

Prints the current version.

list-languages

Lists used languages in Weblate.

list-projects

Lists projects in Weblate.

list-components

Lists components in Weblate.

list-translations

Lists translations in Weblate.

show

Shows Weblate object (translation, component or project).

ls

Lists Weblate object (translation, component or project).

commit

Commits changes made in a Weblate object (translation, component or project).

pull

Pulls remote repository changes into Weblate object (translation, component or project).

push

Pushes Weblate object changes into remote repository (translation, component or project).

reset

New in version 0.7: Supported since wlc 0.7.

Resets changes in Weblate object to match remote repository (translation, component or project).

cleanup

New in version 0.9: Supported since wlc 0.9.

Removes any untracked changes in a Weblate object to match the remote repository (translation, component or project).

repo

Displays repository status for a given Weblate object (translation, component or project).

statistics

Displays detailed statistics for a given Weblate object (translation, component or project).

lock-status

New in version 0.5: Supported since wlc 0.5.

Displays lock status.

lock

New in version 0.5: Supported since wlc 0.5.

Locks component from further translation in Weblate.

unlock

New in version 0.5: Supported since wlc 0.5.

Unlocks translation of Weblate component.

changes

New in version 0.7: Supported since wlc 0.7 and Weblate 2.10.

Displays changes for a given object.

download

New in version 0.7: Supported since wlc 0.7.

Downloads a translation file.

--convert

Converts file format, if unspecified no conversion happens on the server and the file is downloaded as is to the repository.

--output

Specifies file to save output in, if left unspecified it is printed to stdout.

upload

New in version 0.9: Supported since wlc 0.9.

Uploads a translation file.

--overwrite

Overwrite existing translations upon uploading.

--input

File from which content is read, if left unspecified it is read from stdin.

Hint: You can get more detailed information on invoking individual commands by passing `--help`, for example: `wlc ls --help`.

1.13.6 Configuration files

.weblate, .weblate.ini, weblate.ini Changed in version 1.6: The files with *.ini* extension are accepted as well.

Per project configuration file

C:\Users\NAME\AppData\weblate.ini New in version 1.6.

User configuration file on Windows.

~/.config/weblate User configuration file

/etc/xdg/weblate System wide configuration file

The program follows the XDG specification, so you can adjust placement of config files by environment variables `XDG_CONFIG_HOME` or `XDG_CONFIG_DIRS`. On Windows APPDATA directory is preferred location for the configuration file.

Following settings can be configured in the `[weblate]` section (you can customize this by `--config-section`):

key

API KEY to access Weblate.

url

API server URL, defaults to `http://127.0.0.1:8000/api/`.

translation

Path to the default translation - component or project.

The configuration file is an INI file, for example:

```
[weblate]
url = https://hosted.weblate.org/api/
key = APIKEY
translation = weblate/application
```

Additionally API keys can be stored in the [keys] section:

```
[keys]
https://hosted.weblate.org/api/ = APIKEY
```

This allows you to store keys in your personal settings, while using the .weblate configuration in the VCS repository so that wlc knows which server it should talk to.

1.13.7 Examples

Print current program version:

```
$ wlc version
version: 0.1
```

List all projects:

```
$ wlc list-projects
name: Hello
slug: hello
url: http://example.com/api/projects/hello/
web: https://weblate.org/
web_url: http://example.com/projects/hello/
```

You can also designate what project wlc should work on:

```
$ cat .weblate
[weblate]
url = https://hosted.weblate.org/api/
translation = weblate/application

$ wlc show
branch: main
file_format: po
source_language: en
filemask: weblate/locale/*/LC_MESSAGES/django.po
git_export: https://hosted.weblate.org/git/weblate/application/
license: GPL-3.0+
license_url: https://spdx.org/licenses/GPL-3.0+
name: Application
new_base: weblate/locale/django.pot
project: weblate
repo: git://github.com/WeblateOrg/weblate.git
slug: application
template:
url: https://hosted.weblate.org/api/components/weblate/application/
vcs: git
web_url: https://hosted.weblate.org/projects/weblate/application/
```

With this setup it is easy to commit pending changes in the current project:

```
$ wlc commit
```

1.14 Weblate's Python API

1.14.1 Installation

The Python API is shipped separately, you need to install the *Weblate Client*: (wlc) to have it.

```
pip install wlc
```

1.14.2 wlc

WeblateException

exception `wlc.WeblateException`

Base class for all exceptions.

Weblate

class `wlc.Weblate` (*key=""*, *url=None*, *config=None*)

Parameters

- **key** (*str*) – User key
- **url** (*str*) – API server URL, if not specified default is used
- **config** (`wlc.config.WeblateConfig`) – Configuration object, overrides any other parameters.

Access class to the API, define API key and optionally API URL.

get (*path*)

Parameters **path** (*str*) – Request path

Return type `object`

Performs a single API GET call.

post (*path*, ***kwargs*)

Parameters **path** (*str*) – Request path

Return type `object`

Performs a single API GET call.

1.14.3 wlc.config

WeblateConfig

class `wlc.config.WeblateConfig` (*section='wlc'*)

Parameters **section** (*str*) – Configuration section to use

Configuration file parser following XDG specification.

load (*path=None*)

Parameters **path** (*str*) – Path from which to load configuration.

Loads configuration from a file, if none is specified, it loads from the *wlc* configuration file (`~/.config/wlc`) placed in your XDG configuration path (`/etc/xdg/wlc`).

1.14.4 `wlc.main`

`wlc.main.main` (*settings=None, stdout=None, args=None*)

Parameters

- **settings** (*list*) – Settings to override as list of tuples
- **stdout** (*object*) – stdout file object for printing output, uses `sys.stdout` as default
- **args** (*list*) – Command-line arguments to process, uses `sys.args` as default

Main entry point for command-line interface.

`@wlc.main.register_command` (*command*)

Decorator to register *Command* class in main parser used by `main()`.

Command

class `wlc.main.Command` (*args, config, stdout=None*)

Main class for invoking commands.

ADMINISTRATOR DOCS

2.1 Configuration instructions

2.1.1 Installing Weblate

Installing using Docker

With dockerized Weblate deployment you can get your personal Weblate instance up and running in seconds. All of Weblate's dependencies are already included. PostgreSQL is set up as the default database.

Hardware requirements

Weblate should run on any contemporary hardware without problems, the following is the minimal configuration required to run Weblate on a single host (Weblate, database and webserver):

- 2 GB of RAM
- 2 CPU cores
- 1 GB of storage space

The more memory the better - it is used for caching on all levels (filesystem, database and Weblate).

Many concurrent users increases the amount of needed CPU cores. For hundreds of translation components at least 4 GB of RAM is recommended.

The typical database storage usage is around 300 MB per 1 million hosted words. Storage space needed for cloned repositories varies, but Weblate tries to keep their size minimal by doing shallow clones.

Note: Actual requirements for your installation of Weblate vary heavily based on the size of the translations managed in it.

Installation

The following examples assume you have a working Docker environment, with `docker-compose` installed. Please check the Docker documentation for instructions.

1. Clone the weblate-docker repo:

```
git clone https://github.com/WeblateOrg/docker-compose.git weblate-docker
cd weblate-docker
```

2. Create a `docker-compose.override.yml` file with your settings. See [Docker environment variables](#) for full list of environment variables.

```
version: '3'
services:
  weblate:
    ports:
      - 80:8080
    environment:
      WEBLATE_EMAIL_HOST: smtp.example.com
      WEBLATE_EMAIL_HOST_USER: user
      WEBLATE_EMAIL_HOST_PASSWORD: pass
      WEBLATE_SERVER_EMAIL: weblate@example.com
      WEBLATE_DEFAULT_FROM_EMAIL: weblate@example.com
      WEBLATE_SITE_DOMAIN: weblate.example.com
      WEBLATE_ADMIN_PASSWORD: password for the admin user
      WEBLATE_ADMIN_EMAIL: weblate.admin@example.com
```

Note: If `WEBLATE_ADMIN_PASSWORD` is not set, the admin user is created with a random password shown on first startup.

The provided example makes Weblate listen on port 80, edit the port mapping in the `docker-compose.override.yml` file to change it.

3. Start Weblate containers:

```
docker-compose up
```

Enjoy your Weblate deployment, it's accessible on port 80 of the `weblate` container.

Changed in version 2.15-2: The setup has changed recently, priorly there was separate web server container, since 2.15-2 the web server is embedded in the Weblate container.

Changed in version 3.7.1-6: In July 2019 (starting with the 3.7.1-6 tag), the containers are not running as a root user. This has changed the exposed port from 80 to 8080.

See also:

[Invoking management commands](#)

Docker container with HTTPS support

Please see *[Installation](#)* for generic deployment instructions, this section only mentions differences compared to it.

Using own SSL certificates

New in version 3.8-3.

In case you have own SSL certificate you want to use, simply place the files into the Weblate data volume (see *[Docker container volumes](#)*):

- `ssl/fullchain.pem` containing the certificate including any needed CA certificates
- `ssl/privkey.pem` containing the private key

Both of these files must be owned by the same user as the one starting the docker container and have file mask set to 600 (readable and writable only by the owning user).

Additionally, Weblate container will now accept SSL connections on port 4443, you will want to include the port forwarding for HTTPS in docker compose override:

```
version: '3'
services:
  weblate:
    ports:
      - 80:8080
      - 443:4443
```

If you already host other sites on the same server, it is likely ports 80 and 443 are used by a reverse proxy, such as NGINX. To pass the HTTPS connection from NGINX to the docker container, you can use the following configuration:

```
server {
    listen 443;
    listen [::]:443;

    server_name <SITE_URL>;
    ssl_certificate /etc/letsencrypt/live/<SITE>/fullchain.pem;
    ssl_certificate_key /etc/letsencrypt/live/<SITE>/privkey.pem;

    location / {
        proxy_set_header HOST $host;
        proxy_set_header X-Forwarded-Proto https;
        proxy_set_header X-Real-IP $remote_addr;
        proxy_set_header X-Forwarded-For $proxy_add_x_forwarded_for;
        proxy_set_header X-Forwarded-Host $server_name;
        proxy_pass https://127.0.0.1:<EXPOSED_DOCKER_PORT>;
    }
}
```

Replace <SITE_URL>, <SITE> and <EXPOSED_DOCKER_PORT> with actual values from your environment.

Automatic SSL certificates using Let's Encrypt

In case you want to use [Let's Encrypt](#) automatically generated SSL certificates on public installation, you need to add a reverse HTTPS proxy an additional Docker container, [https-portal](#) will be used for that. This is made use of in the `docker-compose-https.yml` file. Then create a `docker-compose-https.override.yml` file with your settings:

```
version: '3'
services:
  weblate:
    environment:
      WEBLATE_EMAIL_HOST: smtp.example.com
      WEBLATE_EMAIL_HOST_USER: user
      WEBLATE_EMAIL_HOST_PASSWORD: pass
      WEBLATE_SITE_DOMAIN: weblate.example.com
      WEBLATE_ADMIN_PASSWORD: password for admin user
  https-portal:
    environment:
      DOMAINS: 'weblate.example.com -> http://weblate:8080'
```

Whenever invoking **docker-compose** you need to pass both files to it, and then do:

```
docker-compose -f docker-compose-https.yml -f docker-compose-https.override.yml
↪build
docker-compose -f docker-compose-https.yml -f docker-compose-https.override.yml up
```

Upgrading the Docker container

Usually it is good idea to only update the Weblate container and keep the PostgreSQL container at the version you have, as upgrading PostgreSQL is quite painful and in most cases does not bring many benefits.

You can do this by sticking with the existing docker-compose and just pull the latest images and then restart:

```
docker-compose stop
docker-compose pull
docker-compose up
```

The Weblate database should be automatically migrated on first startup, and there should be no need for additional manual actions.

Note: Upgrades across 3.0 are not supported by Weblate. If you are on 2.x series and want to upgrade to 3.x, first upgrade to the latest 3.0.1-x (at time of writing this it is the 3.0.1-7) image, which will do the migration and then continue upgrading to newer versions.

You might also want to update the `docker-compose` repository, though it's not needed in most case. Please beware of PostgreSQL version changes in this case as it's not straightforward to upgrade the database, see [GitHub issue](#) for more info.

Admin sign in

After container setup, you can sign in as *admin* user with password provided in `WEBLATE_ADMIN_PASSWORD`, or a random password generated on first start if that was not set.

To reset *admin* password, restart the container with `WEBLATE_ADMIN_PASSWORD` set to new password.

See also:

`WEBLATE_ADMIN_PASSWORD`, `WEBLATE_ADMIN_NAME`, `WEBLATE_ADMIN_EMAIL`

Docker environment variables

Many of Weblate's *Configuration* can be set in the Docker container using environment variables:

Generic settings

WEBLATE_DEBUG

Configures Django debug mode using `DEBUG`.

Example:

```
environment:
  WEBLATE_DEBUG: 1
```

See also:

Disable debug mode

WEBLATE_LOGLEVEL

Configures the logging verbosity.

WEBLATE_SITE_TITLE

Changes the site-title shown in the header of all pages.

WEBLATE_SITE_DOMAIN

Configures the site domain. This parameter is required.

See also:

Set correct site domain, SITE_DOMAIN

WEBLATE_ADMIN_NAME**WEBLATE_ADMIN_EMAIL**

Configures the site-admin's name and e-mail. It is used for both *ADMINS* setting and creating *admin* user (see *WEBLATE_ADMIN_PASSWORD* for more info on that).

Example:

```
environment:
  WEBLATE_ADMIN_NAME: Weblate admin
  WEBLATE_ADMIN_EMAIL: noreply@example.com
```

See also:

Admin sign in, Properly configure admins, ADMINS

WEBLATE_ADMIN_PASSWORD

Sets the password for the *admin* user.

- If not set and *admin* user does not exist, it is created with a random password shown on first container startup.
- If not set and *admin* user exists, no action is performed.
- If set the *admin* user is adjusted on every container startup to match *WEBLATE_ADMIN_PASSWORD*, *WEBLATE_ADMIN_NAME* and *WEBLATE_ADMIN_EMAIL*.

Warning: It might be a security risk to store password in the configuration file. Consider using this variable only for initial setup (or let Weblate generate random password on initial startup) or for password recovery.

See also:

Admin sign in, WEBLATE_ADMIN_PASSWORD, WEBLATE_ADMIN_NAME, WEBLATE_ADMIN_EMAIL

WEBLATE_SERVER_EMAIL**WEBLATE_DEFAULT_FROM_EMAIL**

Configures the address for outgoing e-mails.

See also:

Configure e-mail sending

WEBLATE_ALLOWED_HOSTS

Configures allowed HTTP hostnames using *ALLOWED_HOSTS*.

Defaults to * which allows all hostnames.

Example:

```
environment:
  WEBLATE_ALLOWED_HOSTS: weblate.example.com,example.com
```

See also:

ALLOWED_HOSTS, Allowed hosts setup, Set correct site domain

WEBLATE_REGISTRATION_OPEN

Configures whether registrations are open by toggling *REGISTRATION_OPEN*.

Example:

```
environment:
  WEBLATE_REGISTRATION_OPEN: 0
```

WEBLATE_REGISTRATION_ALLOW_BACKENDS

Configure which authentication methods can be used to create new account via [REGISTRATION_ALLOW_BACKENDS](#).

Example:

```
environment:
  WEBLATE_REGISTRATION_OPEN: 0
  WEBLATE_REGISTRATION_ALLOW_BACKENDS: azuread-oauth2,azuread-tenant-
  ↪oauth2
```

WEBLATE_TIME_ZONE

Configures the used time zone in Weblate, see [TIME_ZONE](#).

Note: To change the time zone of the Docker container itself, use the TZ environment variable.

Example:

```
environment:
  WEBLATE_TIME_ZONE: Europe/Prague
```

WEBLATE_ENABLE_HTTPS

Makes Weblate assume it is operated behind a reverse HTTPS proxy, it makes Weblate use HTTPS in e-mail and API links or set secure flags on cookies.

Hint: Please see [ENABLE_HTTPS](#) documentation for possible caveats.

Note: This does not make the Weblate container accept HTTPS connections, you need to configure that as well, see [Docker container with HTTPS support](#) for examples.

Example:

```
environment:
  WEBLATE_ENABLE_HTTPS: 1
```

See also:

[ENABLE_HTTPS](#) Set correct site domain, [WEBLATE_SECURE_PROXY_SSL_HEADER](#)

WEBLATE_IP_PROXY_HEADER

Lets Weblate fetch the IP address from any given HTTP header. Use this when using a reverse proxy in front of the Weblate container.

Enables [IP_BEHIND_REVERSE_PROXY](#) and sets [IP_PROXY_HEADER](#).

Note: The format must conform to Django's expectations. Django [transforms](#) raw HTTP header names as follows:

- converts all characters to uppercase
- replaces any hyphens with underscores
- prepends HTTP_ prefix

So X-Forwarded-For would be mapped to HTTP_X_FORWARDED_FOR.

Example:

```
environment:
  WEBLATE_IP_PROXY_HEADER: HTTP_X_FORWARDED_FOR
```

WEBLATE_SECURE_PROXY_SSL_HEADER

A tuple representing a HTTP header/value combination that signifies a request is secure. This is needed when Weblate is running behind a reverse proxy doing SSL termination which does not pass standard HTTPS headers.

Example:

```
environment:
  WEBLATE_SECURE_PROXY_SSL_HEADER: HTTP_X_FORWARDED_PROTO,https
```

See also:

[SECURE_PROXY_SSL_HEADER](#)

WEBLATE_REQUIRE_LOGIN

Enables *REQUIRE_LOGIN* to enforce authentication on whole Weblate.

Example:

```
environment:
  WEBLATE_REQUIRE_LOGIN: 1
```

WEBLATE_LOGIN_REQUIRED_URLS_EXCEPTIONS

WEBLATE_ADD_LOGIN_REQUIRED_URLS_EXCEPTIONS

WEBLATE_REMOVE_LOGIN_REQUIRED_URLS_EXCEPTIONS

Adds URL exceptions for authentication required for the whole Weblate installation using *LOGIN_REQUIRED_URLS_EXCEPTIONS*.

You can either replace whole settings, or modify default value using ADD and REMOVE variables.

WEBLATE_GOOGLE_ANALYTICS_ID

Configures ID for Google Analytics by changing *GOOGLE_ANALYTICS_ID*.

WEBLATE_GITHUB_USERNAME

Configures GitHub username for GitHub pull-requests by changing *GITHUB_USERNAME*.

See also:

[GitHub](#)

WEBLATE_GITHUB_TOKEN

New in version 4.3.

Configures GitHub personal access token for GitHub pull-requests via API by changing *GITHUB_TOKEN*.

See also:

[GitHub](#)

WEBLATE_GITLAB_USERNAME

Configures GitLab username for GitLab merge-requests by changing *GITLAB_USERNAME*

See also:

[GitLab](#)

WEBLATE_GITLAB_TOKEN

Configures GitLab personal access token for GitLab merge-requests via API by changing *GITLAB_TOKEN*

See also:

GitLab

WEBLATE_PAGURE_USERNAME

Configures Pagure username for Pagure merge-requests by changing *PAGURE_USERNAME*

See also:

Pagure

WEBLATE_PAGURE_TOKEN

Configures Pagure personal access token for Pagure merge-requests via API by changing *PAGURE_TOKEN*

See also:

Pagure

WEBLATE_SIMPLIFY_LANGUAGES

Configures the language simplification policy, see *SIMPLIFY_LANGUAGES*.

WEBLATE_DEFAULT_ACCESS_CONTROL

Configures the default *Access control* for new projects, see *DEFAULT_ACCESS_CONTROL*.

WEBLATE_DEFAULT_RESTRICTED_COMPONENT

Configures the default value for *Restricted access* for new components, see *DEFAULT_RESTRICTED_COMPONENT*.

WEBLATE_DEFAULT_TRANSLATION_PROPAGATION

Configures the default value for *Allow translation propagation* for new components, see *DEFAULT_TRANSLATION_PROPAGATION*.

WEBLATE_DEFAULT_COMMITER_EMAIL

Configures *DEFAULT_COMMITER_EMAIL*.

WEBLATE_DEFAULT_COMMITER_NAME

Configures *DEFAULT_COMMITER_NAME*.

WEBLATE_DEFAULT_SHARED_TM

Configures *DEFAULT_SHARED_TM*.

WEBLATE_AKISMET_API_KEY

Configures the Akismet API key, see *AKISMET_API_KEY*.

WEBLATE_GPG_IDENTITY

Configures GPG signing of commits, see *WEBLATE_GPG_IDENTITY*.

See also:

Signing Git commits with GnuPG

WEBLATE_URL_PREFIX

Configures URL prefix where Weblate is running, see *URL_PREFIX*.

WEBLATE_SILENCED_SYSTEM_CHECKS

Configures checks which you do not want to be displayed, see *SILENCED_SYSTEM_CHECKS*.

WEBLATE_CSP_SCRIPT_SRC

WEBLATE_CSP_IMG_SRC

WEBLATE_CSP_CONNECT_SRC

WEBLATE_CSP_STYLE_SRC

WEBLATE_CSP_FONT_SRC

Allows to customize Content-Security-Policy HTTP header.

See also:

Content security policy, *CSP_SCRIPT_SRC*, *CSP_IMG_SRC*, *CSP_CONNECT_SRC*, *CSP_STYLE_SRC*, *CSP_FONT_SRC*

WEBLATE_LICENSE_FILTERConfigures *LICENSE_FILTER*.**WEBLATE_LICENSE_REQUIRED**Configures *LICENSE_REQUIRED*.**WEBLATE_WEBSITE_REQUIRED**Configures *WEBSITE_REQUIRED*.**WEBLATE_HIDE_VERSION**Configures *HIDE_VERSION*.**WEBLATE_BASIC_LANGUAGES**Configures *BASIC_LANGUAGES*.**WEBLATE_DEFAULT_AUTO_WATCH**Configures *DEFAULT_AUTO_WATCH*.**Machine translation settings****WEBLATE_MT_APERTIUM_APY**Enables *Apertium* machine translation and sets *MT_APERTIUM_APY*.**WEBLATE_MT_AWS_REGION****WEBLATE_MT_AWS_ACCESS_KEY_ID****WEBLATE_MT_AWS_SECRET_ACCESS_KEY**Configures *AWS* machine translation.

```
environment:
  WEBLATE_MT_AWS_REGION: us-east-1
  WEBLATE_MT_AWS_ACCESS_KEY_ID: AKIAIOSFODNN7EXAMPLE
  WEBLATE_MT_AWS_SECRET_ACCESS_KEY: wJalrXUtnFEMI/K7MDENG/bPxRfiCYEXAMPLEKEY
```

WEBLATE_MT_DEEPL_KEYEnables *DeepL* machine translation and sets *MT_DEEPL_KEY*.**WEBLATE_MT_DEEPL_API_VERSION**Configures *DeepL* API version to use, see *MT_DEEPL_API_VERSION*.**WEBLATE_MT_GOOGLE_KEY**Enables *Google Translate* and sets *MT_GOOGLE_KEY*.**WEBLATE_MT_MICROSOFT_COGNITIVE_KEY**Enables *Microsoft Cognitive Services Translator* and sets *MT_MICROSOFT_COGNITIVE_KEY*.**WEBLATE_MT_MICROSOFT_ENDPOINT_URL**Sets *MT_MICROSOFT_ENDPOINT_URL*, please note this is supposed to contain domain name only.**WEBLATE_MT_MICROSOFT_REGION**Sets *MT_MICROSOFT_REGION*.**WEBLATE_MT_MICROSOFT_BASE_URL**Sets *MT_MICROSOFT_BASE_URL*.**WEBLATE_MT_MODERNMT_KEY**Enables *ModernMT* and sets *MT_MODERNMT_KEY*.**WEBLATE_MT_MYMEMORY_ENABLED**Enables *MyMemory* machine translation and sets *MT_MYMEMORY_EMAIL* to *WEBLATE_ADMIN_EMAIL*.**Example:**

```
environment:
  WEBLATE_MT_MYMEMORY_ENABLED: 1
```

WEBLATE_MT_GLOSBE_ENABLED

Enables *Glosbe* machine translation.

```
environment:
  WEBLATE_MT_GLOSBE_ENABLED: 1
```

WEBLATE_MT_MICROSOFT_TERMINOLOGY_ENABLED

Enables *Microsoft Terminology Service* machine translation.

```
environment:
  WEBLATE_MT_MICROSOFT_TERMINOLOGY_ENABLED: 1
```

WEBLATE_MT_SAP_BASE_URL

WEBLATE_MT_SAP_SANDBOX_APIKEY

WEBLATE_MT_SAP_USERNAME

WEBLATE_MT_SAP_PASSWORD

WEBLATE_MT_SAP_USE_MT

Configures *SAP Translation Hub* machine translation.

```
environment:
  WEBLATE_MT_SAP_BASE_URL: "https://example.hana.ondemand.com/translationhub/
↪api/v1/"
  WEBLATE_MT_SAP_USERNAME: "user"
  WEBLATE_MT_SAP_PASSWORD: "password"
  WEBLATE_MT_SAP_USE_MT: 1
```

Authentication settings

LDAP

WEBLATE_AUTH_LDAP_SERVER_URI

WEBLATE_AUTH_LDAP_USER_DN_TEMPLATE

WEBLATE_AUTH_LDAP_USER_ATTR_MAP

WEBLATE_AUTH_LDAP_BIND_DN

WEBLATE_AUTH_LDAP_BIND_PASSWORD

WEBLATE_AUTH_LDAP_CONNECTION_OPTION_REFERRALS

WEBLATE_AUTH_LDAP_USER_SEARCH

WEBLATE_AUTH_LDAP_USER_SEARCH_FILTER

WEBLATE_AUTH_LDAP_USER_SEARCH_UNION

WEBLATE_AUTH_LDAP_USER_SEARCH_UNION_DELIMITER

LDAP authentication configuration.

Example for direct bind:

```
environment:
  WEBLATE_AUTH_LDAP_SERVER_URI: ldap://ldap.example.org
  WEBLATE_AUTH_LDAP_USER_DN_TEMPLATE: uid=%(user)s,ou=People,dc=example,dc=net
  # map weblate 'full_name' to ldap 'name' and weblate 'email' attribute to
↪'mail' ldap attribute.
```

(continues on next page)

(continued from previous page)

```
# another example that can be used with OpenLDAP: 'full_name:cn,email:mail'
WEBLATE_AUTH_LDAP_USER_ATTR_MAP: full_name:name,email:mail
```

Example for search and bind:

```
environment:
  WEBLATE_AUTH_LDAP_SERVER_URI: ldap://ldap.example.org
  WEBLATE_AUTH_LDAP_BIND_DN: CN=ldap,CN=Users,DC=example,DC=com
  WEBLATE_AUTH_LDAP_BIND_PASSWORD: password
  WEBLATE_AUTH_LDAP_USER_ATTR_MAP: full_name:name,email:mail
  WEBLATE_AUTH_LDAP_USER_SEARCH: CN=Users,DC=example,DC=com
```

Example for union search and bind:

```
environment:
  WEBLATE_AUTH_LDAP_SERVER_URI: ldap://ldap.example.org
  WEBLATE_AUTH_LDAP_BIND_DN: CN=ldap,CN=Users,DC=example,DC=com
  WEBLATE_AUTH_LDAP_BIND_PASSWORD: password
  WEBLATE_AUTH_LDAP_USER_ATTR_MAP: full_name:name,email:mail
  WEBLATE_AUTH_LDAP_USER_SEARCH_UNION: ou=users,dc=example,
  ↪dc=com|ou=otherusers,dc=example,dc=com
```

Example with search and bind against Active Directory:

```
environment:
  WEBLATE_AUTH_LDAP_BIND_DN: CN=ldap,CN=Users,DC=example,DC=com
  WEBLATE_AUTH_LDAP_BIND_PASSWORD: password
  WEBLATE_AUTH_LDAP_SERVER_URI: ldap://ldap.example.org
  WEBLATE_AUTH_LDAP_CONNECTION_OPTION_REFERRALS: 0
  WEBLATE_AUTH_LDAP_USER_ATTR_MAP: full_name:name,email:mail
  WEBLATE_AUTH_LDAP_USER_SEARCH: CN=Users,DC=example,DC=com
  WEBLATE_AUTH_LDAP_USER_SEARCH_FILTER: (sAMAccountName=%(user)s)
```

See also:*LDAP authentication***GitHub****WEBLATE_SOCIAL_AUTH_GITHUB_KEY****WEBLATE_SOCIAL_AUTH_GITHUB_SECRET**Enables *GitHub authentication*.**Bitbucket****WEBLATE_SOCIAL_AUTH_BITBUCKET_KEY****WEBLATE_SOCIAL_AUTH_BITBUCKET_SECRET**Enables *Bitbucket authentication*.

Facebook

WEBLATE_SOCIAL_AUTH_FACEBOOK_KEY

WEBLATE_SOCIAL_AUTH_FACEBOOK_SECRET

Enables *Facebook OAuth 2*.

Google

WEBLATE_SOCIAL_AUTH_GOOGLE_OAUTH2_KEY

WEBLATE_SOCIAL_AUTH_GOOGLE_OAUTH2_SECRET

WEBLATE_SOCIAL_AUTH_GOOGLE_OAUTH2_WHITELISTED_DOMAINS

WEBLATE_SOCIAL_AUTH_GOOGLE_OAUTH2_WHITELISTED_EMAILS

Enables *Google OAuth 2*.

GitLab

WEBLATE_SOCIAL_AUTH_GITLAB_KEY

WEBLATE_SOCIAL_AUTH_GITLAB_SECRET

WEBLATE_SOCIAL_AUTH_GITLAB_API_URL

Enables *GitLab OAuth 2*.

Azure Active Directory

WEBLATE_SOCIAL_AUTH_AZUREAD_OAUTH2_KEY

WEBLATE_SOCIAL_AUTH_AZUREAD_OAUTH2_SECRET

Enables Azure Active Directory authentication, see *Microsoft Azure Active Directory*.

Azure Active Directory with Tenant support

WEBLATE_SOCIAL_AUTH_AZUREAD_TENANT_OAUTH2_KEY

WEBLATE_SOCIAL_AUTH_AZUREAD_TENANT_OAUTH2_SECRET

WEBLATE_SOCIAL_AUTH_AZUREAD_TENANT_OAUTH2_TENANT_ID

Enables Azure Active Directory authentication with Tenant support, see *Microsoft Azure Active Directory*.

Keycloak

WEBLATE_SOCIAL_AUTH_KEYCLOAK_KEY

WEBLATE_SOCIAL_AUTH_KEYCLOAK_SECRET

WEBLATE_SOCIAL_AUTH_KEYCLOAK_PUBLIC_KEY

WEBLATE_SOCIAL_AUTH_KEYCLOAK_ALGORITHM

WEBLATE_SOCIAL_AUTH_KEYCLOAK_AUTHORIZATION_URL

WEBLATE_SOCIAL_AUTH_KEYCLOAK_ACCESS_TOKEN_URL

Enables Keycloak authentication, see [documentation](#).

Linux vendors

You can enable authentication using Linux vendors authentication services by setting following variables to any value.

WEBLATE_SOCIAL_AUTH_FEDORA

WEBLATE_SOCIAL_AUTH_OPENSUSE

WEBLATE_SOCIAL_AUTH_UBUNTU

Slack

WEBLATE_SOCIAL_AUTH_SLACK_KEY

SOCIAL_AUTH_SLACK_SECRET

Enables Slack authentication, see [Slack](#).

SAML

Self-signed SAML keys are automatically generated on first container startup. In case you want to use own keys, place the certificate and private key in `/app/data/ssl/saml.crt` and `/app/data/ssl/saml.key`.

WEBLATE_SAML_IDP_ENTITY_ID

WEBLATE_SAML_IDP_URL

WEBLATE_SAML_IDP_X509CERT

SAML Identity Provider settings, see [SAML authentication](#).

Other authentication settings

WEBLATE_NO_EMAIL_AUTH

Disables e-mail authentication when set to any value.

PostgreSQL database setup

The database is created by `docker-compose.yml`, so these settings affect both Weblate and PostgreSQL containers.

See also:

Database setup for Weblate

POSTGRES_PASSWORD

PostgreSQL password.

POSTGRES_USER

PostgreSQL username.

POSTGRES_DATABASE

PostgreSQL database name.

POSTGRES_HOST

PostgreSQL server hostname or IP address. Defaults to database.

POSTGRES_PORT

PostgreSQL server port. Defaults to none (uses the default value).

POSTGRES_SSL_MODE

Configure how PostgreSQL handles SSL in connection to the server, for possible choices see [SSL Mode Descriptions](#)

POSTGRES_ALTER_ROLE

Configures name of role to alter during migrations, see [Configuring Weblate to use PostgreSQL](#).

Database backup settings

See also:

Dumped data for backups

WEBLATE_DATABASE_BACKUP

Configures the daily database dump using `DATABASE_BACKUP`. Defaults to `plain`.

Caching server setup

Using Redis is strongly recommended by Weblate and you have to provide a Redis instance when running Weblate in Docker.

See also:

Enable caching

REDIS_HOST

The Redis server hostname or IP address. Defaults to `cache`.

REDIS_PORT

The Redis server port. Defaults to `6379`.

REDIS_DB

The Redis database number, defaults to `1`.

REDIS_PASSWORD

The Redis server password, not used by default.

REDIS_TLS

Enables using SSL for Redis connection.

REDIS_VERIFY_SSL

Can be used to disable SSL certificate verification for Redis connection.

Email server setup

To make outgoing e-mail work, you need to provide a mail server.

Example TLS configuration:

```
environment:
  WEBLATE_EMAIL_HOST: smtp.example.com
  WEBLATE_EMAIL_HOST_USER: user
  WEBLATE_EMAIL_HOST_PASSWORD: pass
```

Example SSL configuration:

```
environment:
  WEBLATE_EMAIL_HOST: smtp.example.com
  WEBLATE_EMAIL_PORT: 465
  WEBLATE_EMAIL_HOST_USER: user
  WEBLATE_EMAIL_HOST_PASSWORD: pass
```

(continues on next page)

(continued from previous page)

```
WEBLATE_EMAIL_USE_TLS: 0
WEBLATE_EMAIL_USE_SSL: 1
```

See also:*Configuring outgoing e-mail***WEBLATE_EMAIL_HOST**

Mail server hostname or IP address.

See also:*WEBLATE_EMAIL_PORT, WEBLATE_EMAIL_USE_SSL, WEBLATE_EMAIL_USE_TLS, EMAIL_HOST***WEBLATE_EMAIL_PORT**

Mail server port, defaults to 25.

See also:*EMAIL_PORT***WEBLATE_EMAIL_HOST_USER**

E-mail authentication user.

See also:*EMAIL_HOST_USER***WEBLATE_EMAIL_HOST_PASSWORD**

E-mail authentication password.

See also:*EMAIL_HOST_PASSWORD***WEBLATE_EMAIL_USE_SSL**

Whether to use an implicit TLS (secure) connection when talking to the SMTP server. In most e-mail documentation, this type of TLS connection is referred to as SSL. It is generally used on port 465. If you are experiencing problems, see the explicit TLS setting *WEBLATE_EMAIL_USE_TLS*.

See also:*WEBLATE_EMAIL_PORT, WEBLATE_EMAIL_USE_TLS, EMAIL_USE_SSL***WEBLATE_EMAIL_USE_TLS**

Whether to use a TLS (secure) connection when talking to the SMTP server. This is used for explicit TLS connections, generally on port 587 or 25. If you are experiencing connections that hang, see the implicit TLS setting *WEBLATE_EMAIL_USE_SSL*.

See also:*WEBLATE_EMAIL_PORT, WEBLATE_EMAIL_USE_SSL, EMAIL_USE_TLS***WEBLATE_EMAIL_BACKEND**

Configures Django back-end to use for sending e-mails.

See also:*Configure e-mail sending, EMAIL_BACKEND*

Site integration

WEBLATE_GET_HELP_URL

Configures *GET_HELP_URL*.

WEBLATE_STATUS_URL

Configures *STATUS_URL*.

WEBLATE_LEGAL_URL

Configures *LEGAL_URL*.

Error reporting

It is recommended to collect errors from the installation systematically, see *Collecting error reports*.

To enable support for Rollbar, set the following:

ROLLBAR_KEY

Your Rollbar post server access token.

ROLLBAR_ENVIRONMENT

Your Rollbar environment, defaults to `production`.

To enable support for Sentry, set following:

SENTRY_DSN

Your Sentry DSN.

SENTRY_ENVIRONMENT

Your Sentry Environment (optional).

Localization CDN

WEBLATE_LOCALIZE_CDN_URL

WEBLATE_LOCALIZE_CDN_PATH

New in version 4.2.1.

Configuration for *JavaScript localization CDN*.

The *WEBLATE_LOCALIZE_CDN_PATH* is path within the container. It should be stored on the persistent volume and not in the transient storage.

One of possibilities is storing that inside the Weblate data dir:

```
environment:
  WEBLATE_LOCALIZE_CDN_URL: https://cdn.example.com/
  WEBLATE_LOCALIZE_CDN_PATH: /app/data/l10n-cdn
```

Note: You are responsible for setting up serving of the files generated by Weblate, it only does stores the files in configured location.

See also:

weblate-cdn, *LOCALIZE_CDN_URL*, *LOCALIZE_CDN_PATH*

Changing enabled apps, checks, addons or autofixes

New in version 3.8-5.

The built-in configuration of enabled checks, addons or autofixes can be adjusted by the following variables:

WEBLATE_ADD_APPS

WEBLATE_REMOVE_APPS

WEBLATE_ADD_CHECK

WEBLATE_REMOVE_CHECK

WEBLATE_ADD_AUTOFIX

WEBLATE_REMOVE_AUTOFIX

WEBLATE_ADD_ADDONS

WEBLATE_REMOVE_ADDONS

Example:

```
environment:
  WEBLATE_REMOVE_AUTOFIX: weblate.trans.autofixes.whitespace.
  ↪ SameBookendingWhitespace
  WEBLATE_ADD_ADDONS: customize.addons.MyAddon, customize.addons.OtherAddon
```

See also:

CHECK_LIST, AUTOFIX_LIST, WEBLATE_ADDONS, INSTALLED_APPS

Container settings

CELERY_MAIN_OPTIONS

CELERY_NOTIFY_OPTIONS

CELERY_MEMORY_OPTIONS

CELERY_TRANSLATE_OPTIONS

CELERY_BACKUP_OPTIONS

CELERY_BEAT_OPTIONS

These variables allow you to adjust Celery worker options. It can be useful to adjust concurrency (`--concurrency 16`) or use different pool implementation (`--pool=gevent`).

By default, the number of concurrent workers matches the number of processors (except the backup worker, which is supposed to run only once).

Example:

```
environment:
  CELERY_MAIN_OPTIONS: --concurrency 16
```

See also:

Celery worker options, Background tasks using Celery

UWSGI_WORKERS

Configure how many uWSGI workers should be executed.

It defaults to number of processors + 1.

Example:

```
environment:
  UWSGI_WORKERS: 32
```

In case you have a lot of CPU cores and hit out of memory issues, try reducing number of workers:

```
environment:
  UWSGI_WORKERS: 4
  CELERY_MAIN_OPTIONS: --concurrency 2
  CELERY_NOTIFY_OPTIONS: --concurrency 1
  CELERY_TRANSLATE_OPTIONS: --concurrency 1
```

Docker container volumes

There is single data volume exported by the Weblate container. The other service containers (PostgreSQL or Redis) have their data volumes as well, but those are not covered by this document.

The data volume is used to store Weblate persistent data such as cloned repositories or to customize Weblate installation.

The placement of the Docker volume on host system depends on your Docker configuration, but usually it is stored in `/var/lib/docker/volumes/weblate-docker_weblate-data/_data/`. In the container it is mounted as `/app/data`.

See also:

[Docker volumes documentation](#)

Further configuration customization

You can further customize Weblate installation in the data volume, see [Docker container volumes](#).

Custom configuration files

You can additionally override the configuration in `/app/data/settings-override.py` (see [Docker container volumes](#)). This is executed at the end of built-in settings, after all environment settings are loaded, and you can adjust or override them.

Replacing logo and other static files

New in version 3.8-5.

The static files coming with Weblate can be overridden by placing into `/app/data/python/customize/static` (see [Docker container volumes](#)). For example creating `/app/data/python/customize/static/favicon.ico` will replace the favicon.

Hint: The files are copied to the corresponding location upon container startup, so a restart of Weblate is needed after changing the content of the volume.

Alternatively you can also include own module (see [Customizing Weblate](#)) and add it as separate volume to the Docker container, for example:

```
weblate:
  volumes:
    - weblate-data:/app/data
    - ./weblate_customization/weblate_customization:/app/data/python/weblate_
      customization
```

(continues on next page)

(continued from previous page)

```
environment:
  WEBLATE_ADD_APPS: weblate_customization
```

Adding own Python modules

New in version 3.8-5.

You can place own Python modules in `/app/data/python/` (see *Docker container volumes*) and they can be then loaded by Weblate, most likely by using *Custom configuration files*.

See also:

Customizing Weblate

Select your machine - local or cloud providers

With Docker Machine you can create your Weblate deployment either on your local machine, or on any large number of cloud-based deployments on e.g. Amazon AWS, Greenhost, and many other providers.

Installing on Debian and Ubuntu

Hardware requirements

Weblate should run on any contemporary hardware without problems, the following is the minimal configuration required to run Weblate on a single host (Weblate, database and webserver):

- 2 GB of RAM
- 2 CPU cores
- 1 GB of storage space

The more memory the better - it is used for caching on all levels (filesystem, database and Weblate).

Many concurrent users increases the amount of needed CPU cores. For hundreds of translation components at least 4 GB of RAM is recommended.

The typical database storage usage is around 300 MB per 1 million hosted words. Storage space needed for cloned repositories varies, but Weblate tries to keep their size minimal by doing shallow clones.

Note: Actual requirements for your installation of Weblate vary heavily based on the size of the translations managed in it.

Installation

System requirements

Install the dependencies needed to build the Python modules (see *Software requirements*):

```
apt install \
  libxml2-dev libxslt-dev libfreetype6-dev libjpeg-dev libz-dev libyaml-dev \
  libcairo-dev gir1.2-pango-1.0 libgirepository1.0-dev libacl1-dev libssl-dev \
  build-essential python3-gdbm python3-dev python3-pip python3-virtualenv \
  ↪ virtualenv git
```

Install wanted optional dependencies depending on features you intend to use (see *Optional dependencies*):

```
apt install tesseract-ocr libtesseract-dev liblibleptonica-dev
```

Optionally install software for running production server, see [Running server](#), [Database setup for Weblate](#), [Background tasks using Celery](#). Depending on size of your installation you might want to run these components on dedicated servers.

The local installation instructions:

```
# Web server option 1: NGINX and uWSGI
apt install nginx uwsgi uwsgi-plugin-python3

# Web server option 2: Apache with ``mod_wsgi``
apt install apache2 libapache2-mod-wsgi

# Caching backend: Redis
apt install redis-server

# Database server: PostgreSQL
apt install postgresql postgresql-contrib

# SMTP server
apt install exim4
```

Python modules

Hint: We're using virtualenv to install Weblate in a separate environment from your system. If you are not familiar with it, check virtualenv [User Guide](#).

1. Create the virtualenv for Weblate:

```
virtualenv --python=python3 ~/weblate-env
```

2. Activate the virtualenv for Weblate:

```
. ~/weblate-env/bin/activate
```

3. Install Weblate including all dependencies:

```
pip install Weblate
```

4. Install database driver:

```
pip install psycopg2-binary
```

5. Install wanted optional dependencies depending on features you intend to use (some might require additional system libraries, check [Optional dependencies](#)):

```
pip install ruamel.yaml aedon boto3 zeep chardet tesseractocr
```

Configuring Weblate

Note: Following steps assume virtualenv used by Weblate is active (what can be done by `. ~/weblate-env/bin/activate`). In case this is not true, you will have to specify full path to **weblate** command as `~/weblate-env/bin/weblate`.

1. Copy the file `~/weblate-env/lib/python3.7/site-packages/weblate/settings_example.py` to `~/weblate-env/lib/python3.7/site-packages/weblate/settings.py`.
2. Adjust the values in the new `settings.py` file to your liking. You can stick with shipped example for testing purposes, but you will want changes for production setup, see [Adjusting configuration](#).
3. Create the database and its structure for Weblate (the example settings use PostgreSQL, check [Database setup for Weblate](#) for production ready setup):

```
weblate migrate
```

4. Create the administrator user account and copy the password it outputs to the clipboard, and also save it for later use:

```
weblate createadmin
```

5. Collect static files for web server (see [Running server](#) and [Serving static files](#)):

```
weblate collectstatic
```

6. Compress JavaScript and CSS files (optional, see [Compressing client assets](#)):

```
weblate compress
```

7. Start Celery workers. This is not necessary for development purposes, but strongly recommended otherwise. See [Background tasks using Celery](#) for more info:

```
~/weblate-env/lib/python3.7/site-packages/weblate/examples/celery start
```

8. Start the development server (see [Running server](#) for production setup):

```
weblate runserver
```

After installation

Congratulations, your Weblate server is now running and you can start using it.

- You can now access Weblate on `http://localhost:8000/`.
- Login with admin credentials obtained during installation or register with new users.
- You can now run Weblate commands using **weblate** command when Weblate virtualenv is active, see [Management commands](#).
- You can stop the test server with `Ctrl+C`.
- Review potential issues with your installation either on `/manage/performance/` URL or using **weblate check --deploy**, see [Production setup](#).

Adding translation

1. Open the admin interface (<http://localhost:8000/create/project/>) and create the project you want to translate. See [Project configuration](#) for more details.

All you need to specify here is the project name and its website.

2. Create a component which is the real object for translation - it points to the VCS repository, and selects which files to translate. See [Component configuration](#) for more details.

The important fields here are: Component name, VCS repository address and mask for finding translatable files. Weblate supports a wide range of formats including gettext PO files, Android resource strings, iOS string properties, Java properties or Qt Linguist files, see [Supported file formats](#) for more details.

3. Once the above is completed (it can be lengthy process depending on the size of your VCS repository, and number of messages to translate), you can start translating.

Installing on SUSE and openSUSE

Hardware requirements

Weblate should run on any contemporary hardware without problems, the following is the minimal configuration required to run Weblate on a single host (Weblate, database and webserver):

- 2 GB of RAM
- 2 CPU cores
- 1 GB of storage space

The more memory the better - it is used for caching on all levels (filesystem, database and Weblate).

Many concurrent users increases the amount of needed CPU cores. For hundreds of translation components at least 4 GB of RAM is recommended.

The typical database storage usage is around 300 MB per 1 million hosted words. Storage space needed for cloned repositories varies, but Weblate tries to keep their size minimal by doing shallow clones.

Note: Actual requirements for your installation of Weblate vary heavily based on the size of the translations managed in it.

Installation

System requirements

Install the dependencies needed to build the Python modules (see [Software requirements](#)):

```
zypper install \
    libxslt-devel libxml2-devel freetype-devel libjpeg-devel zlib-devel libyaml-
    <del>devel </del> \
    cairo-devel typelib-1_0-Pango-1_0 gobject-introspection-devel libacl-devel \
    python3-pip python3-virtualenv python3-devel git
```

Install wanted optional dependencies depending on features you intend to use (see [Optional dependencies](#)):

```
zypper install tesseract-ocr tesseract-devel leptonica-devel
```

Optionally install software for running production server, see [Running server](#), [Database setup for Weblate](#), [Background tasks using Celery](#). Depending on size of your installation you might want to run these components on dedicated servers.

The local installation instructions:

```
# Web server option 1: NGINX and uWSGI
zypper install nginx uwsgi uwsgi-plugin-python3

# Web server option 2: Apache with ``mod_wsgi``
zypper install apache2 apache2-mod_wsgi

# Caching backend: Redis
zypper install redis-server

# Database server: PostgreSQL
zypper install postgresql postgresql-contrib

# SMTP server
zypper install postfix
```

Python modules

Hint: We're using virtualenv to install Weblate in a separate environment from your system. If you are not familiar with it, check virtualenv [User Guide](#).

1. Create the virtualenv for Weblate:

```
virtualenv --python=python3 ~/weblate-env
```

2. Activate the virtualenv for Weblate:

```
. ~/weblate-env/bin/activate
```

3. Install Weblate including all dependencies:

```
pip install Weblate
```

4. Install database driver:

```
pip install psycopg2-binary
```

5. Install wanted optional dependencies depending on features you intend to use (some might require additional system libraries, check [Optional dependencies](#)):

```
pip install ruamel.yaml aeidon boto3 zeep chardet tesseractocr
```

Configuring Weblate

Note: Following steps assume virtualenv used by Weblate is active (what can be done by `. ~/weblate-env/bin/activate`). In case this is not true, you will have to specify full path to **weblate** command as `~/weblate-env/bin/weblate`.

1. Copy the file `~/weblate-env/lib/python3.7/site-packages/weblate/settings_example.py` to `~/weblate-env/lib/python3.7/site-packages/weblate/settings.py`.
2. Adjust the values in the new `settings.py` file to your liking. You can stick with shipped example for testing purposes, but you will want changes for production setup, see [Adjusting configuration](#).

3. Create the database and its structure for Weblate (the example settings use PostgreSQL, check [Database setup for Weblate](#) for production ready setup):

```
weblate migrate
```

4. Create the administrator user account and copy the password it outputs to the clipboard, and also save it for later use:

```
weblate createadmin
```

5. Collect static files for web server (see [Running server](#) and [Serving static files](#)):

```
weblate collectstatic
```

6. Compress JavaScript and CSS files (optional, see [Compressing client assets](#)):

```
weblate compress
```

7. Start Celery workers. This is not necessary for development purposes, but strongly recommended otherwise. See [Background tasks using Celery](#) for more info:

```
~/weblate-env/lib/python3.7/site-packages/weblate/examples/celery start
```

8. Start the development server (see [Running server](#) for production setup):

```
weblate runserver
```

After installation

Congratulations, your Weblate server is now running and you can start using it.

- You can now access Weblate on `http://localhost:8000/`.
- Login with admin credentials obtained during installation or register with new users.
- You can now run Weblate commands using **weblate** command when Weblate virtualenv is active, see [Management commands](#).
- You can stop the test server with Ctrl+C.
- Review potential issues with your installation either on `/manage/performance/` URL or using **weblate check --deploy**, see [Production setup](#).

Adding translation

1. Open the admin interface (`http://localhost:8000/create/project/`) and create the project you want to translate. See [Project configuration](#) for more details.

All you need to specify here is the project name and its website.

2. Create a component which is the real object for translation - it points to the VCS repository, and selects which files to translate. See [Component configuration](#) for more details.

The important fields here are: Component name, VCS repository address and mask for finding translatable files. Weblate supports a wide range of formats including gettext PO files, Android resource strings, iOS string properties, Java properties or Qt Linguist files, see [Supported file formats](#) for more details.

3. Once the above is completed (it can be lengthy process depending on the size of your VCS repository, and number of messages to translate), you can start translating.

Installing on RedHat, Fedora and CentOS

Hardware requirements

Weblate should run on any contemporary hardware without problems, the following is the minimal configuration required to run Weblate on a single host (Weblate, database and webserver):

- 2 GB of RAM
- 2 CPU cores
- 1 GB of storage space

The more memory the better - it is used for caching on all levels (filesystem, database and Weblate).

Many concurrent users increases the amount of needed CPU cores. For hundreds of translation components at least 4 GB of RAM is recommended.

The typical database storage usage is around 300 MB per 1 million hosted words. Storage space needed for cloned repositories varies, but Weblate tries to keep their size minimal by doing shallow clones.

Note: Actual requirements for your installation of Weblate vary heavily based on the size of the translations managed in it.

Installation

System requirements

Install the dependencies needed to build the Python modules (see *Software requirements*):

```
dnf install \
    libxslt-devel libxml2-devel freetype-devel libjpeg-devel zlib-devel libyaml-
    ↪devel \
    cairo-devel pango-devel gobject-introspection-devel libacl-devel \
    python3-pip python3-virtualenv python3-devel git
```

Install wanted optional dependencies depending on features you intend to use (see *Optional dependencies*):

```
dnf install tesseract-langpack-eng tesseract-devel leptonica-devel
```

Optionally install software for running production server, see *Running server*, *Database setup for Weblate*, *Background tasks using Celery*. Depending on size of your installation you might want to run these components on dedicated servers.

The local installation instructions:

```
# Web server option 1: NGINX and uWSGI
dnf install nginx uwsgi uwsgi-plugin-python3

# Web server option 2: Apache with ``mod_wsgi``
dnf install apache2 apache2-mod_wsgi

# Caching backend: Redis
dnf install redis

# Database server: PostgreSQL
dnf install postgresql postgresql-contrib

# SMTP server
dnf install postfix
```

Python modules

Hint: We're using virtualenv to install Weblate in a separate environment from your system. If you are not familiar with it, check virtualenv [User Guide](#).

1. Create the virtualenv for Weblate:

```
virtualenv --python=python3 ~/weblate-env
```

2. Activate the virtualenv for Weblate:

```
. ~/weblate-env/bin/activate
```

3. Install Weblate including all dependencies:

```
pip install Weblate
```

4. Install database driver:

```
pip install psycopg2-binary
```

5. Install wanted optional dependencies depending on features you intend to use (some might require additional system libraries, check [Optional dependencies](#)):

```
pip install ruamel.yaml aeidon boto3 zeep chardet tesseractocr
```

Configuring Weblate

Note: Following steps assume virtualenv used by Weblate is active (what can be done by `. ~/weblate-env/bin/activate`). In case this is not true, you will have to specify full path to **weblate** command as `~/weblate-env/bin/weblate`.

1. Copy the file `~/weblate-env/lib/python3.7/site-packages/weblate/settings_example.py` to `~/weblate-env/lib/python3.7/site-packages/weblate/settings.py`.
2. Adjust the values in the new `settings.py` file to your liking. You can stick with shipped example for testing purposes, but you will want changes for production setup, see [Adjusting configuration](#).
3. Create the database and its structure for Weblate (the example settings use PostgreSQL, check [Database setup for Weblate](#) for production ready setup):

```
weblate migrate
```

4. Create the administrator user account and copy the password it outputs to the clipboard, and also save it for later use:

```
weblate createadmin
```

5. Collect static files for web server (see [Running server](#) and [Serving static files](#)):

```
weblate collectstatic
```

6. Compress JavaScript and CSS files (optional, see [Compressing client assets](#)):

```
weblate compress
```

7. Start Celery workers. This is not necessary for development purposes, but strongly recommended otherwise. See [Background tasks using Celery](#) for more info:

```
~/weblate-env/lib/python3.7/site-packages/weblate/examples/celery start
```

8. Start the development server (see [Running server](#) for production setup):

```
weblate runserver
```

After installation

Congratulations, your Weblate server is now running and you can start using it.

- You can now access Weblate on `http://localhost:8000/`.
- Login with admin credentials obtained during installation or register with new users.
- You can now run Weblate commands using **weblate** command when Weblate virtualenv is active, see [Management commands](#).
- You can stop the test server with Ctrl+C.
- Review potential issues with your installation either on `/manage/performance/` URL or using **weblate check --deploy**, see [Production setup](#).

Adding translation

1. Open the admin interface (`http://localhost:8000/create/project/`) and create the project you want to translate. See [Project configuration](#) for more details.

All you need to specify here is the project name and its website.

2. Create a component which is the real object for translation - it points to the VCS repository, and selects which files to translate. See [Component configuration](#) for more details.

The important fields here are: Component name, VCS repository address and mask for finding translatable files. Weblate supports a wide range of formats including gettext PO files, Android resource strings, iOS string properties, Java properties or Qt Linguist files, see [Supported file formats](#) for more details.

3. Once the above is completed (it can be lengthy process depending on the size of your VCS repository, and number of messages to translate), you can start translating.

Installing on macOS

Hardware requirements

Weblate should run on any contemporary hardware without problems, the following is the minimal configuration required to run Weblate on a single host (Weblate, database and webserver):

- 2 GB of RAM
- 2 CPU cores
- 1 GB of storage space

The more memory the better - it is used for caching on all levels (filesystem, database and Weblate).

Many concurrent users increases the amount of needed CPU cores. For hundreds of translation components at least 4 GB of RAM is recommended.

The typical database storage usage is around 300 MB per 1 million hosted words. Storage space needed for cloned repositories varies, but Weblate tries to keep their size minimal by doing shallow clones.

Note: Actual requirements for your installation of Weblate vary heavily based on the size of the translations managed in it.

Installation

System requirements

Install the dependencies needed to build the Python modules (see *Software requirements*):

```
brew install python pango cairo gobject-introspection libffi glib libyaml
pip3 install virtualenv
```

Make sure pip will be able to find the libffi version provided by homebrew — this will be needed during the installation build step.

```
export PKG_CONFIG_PATH="/usr/local/opt/libffi/lib/pkgconfig"
```

Install wanted optional dependencies depending on features you intend to use (see *Optional dependencies*):

```
brew install tesseract
```

Optionally install software for running production server, see *Running server*, *Database setup for Weblate*, *Background tasks using Celery*. Depending on size of your installation you might want to run these components on dedicated servers.

The local installation instructions:

```
# Web server option 1: NGINX and uWSGI
brew install nginx uwsgi

# Web server option 2: Apache with `mod_wsgi`
brew install httpd

# Caching backend: Redis
brew install redis

# Database server: PostgreSQL
brew install postgresql
```

Python modules

Hint: We're using virtualenv to install Weblate in a separate environment from your system. If you are not familiar with it, check virtualenv [User Guide](#).

1. Create the virtualenv for Weblate:

```
virtualenv --python=python3 ~/weblate-env
```

2. Activate the virtualenv for Weblate:

```
. ~/weblate-env/bin/activate
```

3. Install Weblate including all dependencies:

```
pip install Weblate
```

4. Install database driver:

```
pip install psycopg2-binary
```

5. Install wanted optional dependencies depending on features you intend to use (some might require additional system libraries, check [Optional dependencies](#)):

```
pip install ruamel.yaml aidon boto3 zeep chardet tesseractocr
```

Configuring Weblate

Note: Following steps assume virtualenv used by Weblate is active (what can be done by `. ~/weblate-env/bin/activate`). In case this is not true, you will have to specify full path to **weblate** command as `~/weblate-env/bin/weblate`.

1. Copy the file `~/weblate-env/lib/python3.7/site-packages/weblate/settings_example.py` to `~/weblate-env/lib/python3.7/site-packages/weblate/settings.py`.
2. Adjust the values in the new `settings.py` file to your liking. You can stick with shipped example for testing purposes, but you will want changes for production setup, see [Adjusting configuration](#).
3. Create the database and its structure for Weblate (the example settings use PostgreSQL, check [Database setup for Weblate](#) for production ready setup):

```
weblate migrate
```

4. Create the administrator user account and copy the password it outputs to the clipboard, and also save it for later use:

```
weblate createadmin
```

5. Collect static files for web server (see [Running server](#) and [Serving static files](#)):

```
weblate collectstatic
```

6. Compress JavaScript and CSS files (optional, see [Compressing client assets](#)):

```
weblate compress
```

7. Start Celery workers. This is not necessary for development purposes, but strongly recommended otherwise. See [Background tasks using Celery](#) for more info:

```
~/weblate-env/lib/python3.7/site-packages/weblate/examples/celery start
```

8. Start the development server (see [Running server](#) for production setup):

```
weblate runserver
```

After installation

Congratulations, your Weblate server is now running and you can start using it.

- You can now access Weblate on `http://localhost:8000/`.
- Login with admin credentials obtained during installation or register with new users.
- You can now run Weblate commands using **weblate** command when Weblate virtualenv is active, see [Management commands](#).
- You can stop the test server with `Ctrl+C`.
- Review potential issues with your installation either on `/manage/performance/` URL or using **weblate check --deploy**, see [Production setup](#).

Adding translation

1. Open the admin interface (`http://localhost:8000/create/project/`) and create the project you want to translate. See [Project configuration](#) for more details.

All you need to specify here is the project name and its website.

2. Create a component which is the real object for translation - it points to the VCS repository, and selects which files to translate. See [Component configuration](#) for more details.

The important fields here are: Component name, VCS repository address and mask for finding translatable files. Weblate supports a wide range of formats including gettext PO files, Android resource strings, iOS string properties, Java properties or Qt Linguist files, see [Supported file formats](#) for more details.

3. Once the above is completed (it can be lengthy process depending on the size of your VCS repository, and number of messages to translate), you can start translating.

Installing from sources

1. Please follow the installation instructions for your system first:

- [Installing on Debian and Ubuntu](#)
- [Installing on SUSE and openSUSE](#)
- [Installing on RedHat, Fedora and CentOS](#)

2. Grab the latest Weblate sources using Git (or download a tarball and unpack that):

```
git clone https://github.com/WeblateOrg/weblate.git weblate-src
```

Alternatively you can use released archives. You can download them from our website <<https://weblate.org/>>. Those downloads are cryptographically signed, please see [Verifying release signatures](#).

3. Install current Weblate code into the virtualenv:

```
. ~/weblate-env/bin/activate
pip install -e weblate-src
```

4. Copy `weblate/settings_example.py` to `weblate/settings.py`.
5. Adjust the values in the new `settings.py` file to your liking. You can stick with shipped example for testing purposes, but you will want changes for production setup, see [Adjusting configuration](#).
6. Create the database used by Weblate, see [Database setup for Weblate](#).
7. Build Django tables, static files and initial data (see [Filling up the database](#) and [Serving static files](#)):

```
weblate migrate
weblate collectstatic
weblate compress
weblate compilemessages
```

Note: This step should be repeated whenever you update the repository.

Installing on OpenShift

With the OpenShift Weblate template you can get your personal Weblate instance up and running in seconds. All of Weblate's dependencies are already included. PostgreSQL is set up as the default database and persistent volume claims are used.

You can find the template at <https://github.com/WeblateOrg/openshift/>.

Installation

The following examples assume you have a working OpenShift v3.x environment, with `oc` client tool installed. Please check the OpenShift documentation for instructions.

Web Console

Copy the raw content from `template.yml` and import them into your project, then use the `Create` button in the OpenShift web console to create your application. The web console will prompt you for the values for all of the parameters used by the template.

CLI

To upload the Weblate template to your current project's template library, pass the `template.yml` file with the following command:

```
$ oc create -f https://raw.githubusercontent.com/WeblateOrg/openshift/main/
↪template.yml \
  -n <PROJECT>
```

The template is now available for selection using the web console or the CLI.

Parameters

The parameters that you can override are listed in the parameters section of the template. You can list them with the CLI by using the following command and specifying the file to be used:

```
$ oc process --parameters -f https://raw.githubusercontent.com/WeblateOrg/
↪openshift/main/template.yml

# If the template is already uploaded
$ oc process --parameters -n <PROJECT> weblate
```

Provisioning

You can also use the CLI to process templates and use the configuration that is generated to create objects immediately.

```
$ oc process -f https://raw.githubusercontent.com/WeblateOrg/openshift/main/
→template.yml \
  -p APPLICATION_NAME=weblate \
  -p WEBLATE_VERSION=4.3.1-1 \
  -p WEBLATE_SITE_DOMAIN=weblate.app-openshift.example.com \
  -p POSTGRESQL_IMAGE=docker-registry.default.svc:5000/openshift/postgresql:9.6 \
  -p REDIS_IMAGE=docker-registry.default.svc:5000/openshift/redis:3.2 \
  | oc create -f
```

The Weblate instance should be available after successful migration and deployment at the specified `WEBLATE_SITE_DOMAIN` parameter.

After container setup, you can sign in as *admin* user with password provided in `WEBLATE_ADMIN_PASSWORD`, or a random password generated on first start if that was not set.

To reset *admin* password, restart the container with `WEBLATE_ADMIN_PASSWORD` set to new password in the respective Secret.

Eliminate

```
$ oc delete all -l app=<APPLICATION_NAME>
$ oc delete configmap -l app= <APPLICATION_NAME>
$ oc delete secret -l app=<APPLICATION_NAME>
# ATTENTION! The following command is only optional and will permanently delete
→all of your data.
$ oc delete pvc -l app=<APPLICATION_NAME>

$ oc delete all -l app=weblate \
  && oc delete secret -l app=weblate \
  && oc delete configmap -l app=weblate \
  && oc delete pvc -l app=weblate
```

Configuration

By processing the template a respective ConfigMap will be created and which can be used to customize the Weblate image. The ConfigMap is directly mounted as environment variables and triggers a new deployment every time it is changed. For further configuration options, see *Docker environment variables* for full list of environment variables.

Installing on Kubernetes

Note: This guide is looking for contributors experienced with Kubernetes to cover the setup in more details.

With the Kubernetes Helm chart you can get your personal Weblate instance up and running in seconds. All of Weblate's dependencies are already included. PostgreSQL is set up as the default database and persistent volume claims are used.

You can find the chart at <https://github.com/WeblateOrg/helm/> and it can be displayed at <https://artifacthub.io/packages/helm/weblate/weblate>.

Installation

```
helm repo add weblate https://helm.weblate.org
helm install my-release weblate/weblate
```

Depending on your setup and experience, choose an appropriate installation method for you:

- *Installing using Docker*, recommended for production setups.
- Virtualenv installation, recommended for production setups:
 - *Installing on Debian and Ubuntu*
 - *Installing on SUSE and openSUSE*
 - *Installing on RedHat, Fedora and CentOS*
 - *Installing on macOS*
- *Installing from sources*, recommended for development.
- *Installing on OpenShift*
- *Installing on Kubernetes*

2.1.2 Software requirements

Operating system

Weblate is known to work on Linux, FreeBSD and macOS. Other Unix like systems will most likely work too.

Weblate is not supported on Windows. But it may still work and patches are happily accepted.

Other services

Weblate is using other services for its operation. You will need at least following services running:

- PostgreSQL database server, see *Database setup for Weblate*.
- Redis server for cache and tasks queue, see *Background tasks using Celery*.
- SMTP server for outgoing e-mail, see *Configuring outgoing e-mail*.

Python dependencies

Weblate is written in [Python](#) and supports Python 3.6 or newer. You can install dependencies using pip or from your distribution packages, full list is available in `requirements.txt`.

Most notable dependencies:

Django <https://www.djangoproject.com/>

Celery <https://docs.celeryproject.org/>

Translate Toolkit <https://toolkit.translatehouse.org/>

translation-finder <https://github.com/WeblateOrg/translation-finder>

Python Social Auth <https://python-social-auth.readthedocs.io/>

Django REST Framework <https://www.django-rest-framework.org/>

Optional dependencies

Following modules are necessary for some Weblate features. You can find all of them in `requirements-optional.txt`.

Mercurial (optional for Mercurial repositories support) <https://www.mercurial-scm.org/>

phply (optional for PHP support) <https://github.com/viraptor/phply>

tesseractocr (optional for screenshots OCR) <https://github.com/sirfz/tesseractocr>

akismet (optional for suggestion spam protection) <https://github.com/ubernostrum/akismet>

ruamel.yaml (optional for *YAML files*) <https://pypi.org/project/ruamel.yaml/>

Zeep (optional for *Microsoft Terminology Service*) <https://docs.python-zeep.org/>

aeidon (optional for *Subtitle files*) <https://pypi.org/project/aeidon/>

Database backend dependencies

Weblate supports PostgreSQL, MySQL and MariaDB, see *Database setup for Weblate* and backends documentation for more details.

Other system requirements

The following dependencies have to be installed on the system:

Git <https://git-scm.com/>

Pango, Cairo and related header files and gir introspection data <https://cairographics.org/>, <https://pango.gnome.org/>, see *Pango and Cairo*

git-review (optional for Gerrit support) <https://pypi.org/project/git-review/>

git-svn (optional for Subversion support) <https://git-scm.com/docs/git-svn>

tesseract and its data (optional for screenshots OCR) <https://github.com/tesseract-ocr/tesseract>

licensee (optional for detecting license when creating component) <https://github.com/licensee/licensee>

Build-time dependencies

To build some of the *Python dependencies* you might need to install their dependencies. This depends on how you install them, so please consult individual packages for documentation. You won't need those if using prebuilt `Wheels` while installing using `pip` or when you use distribution packages.

Pango and Cairo

Changed in version 3.7.

Weblate uses Pango and Cairo for rendering bitmap widgets (see promotion) and rendering checks (see *Managing fonts*). To properly install Python bindings for those you need to install system libraries first - you need both Cairo and Pango, which in turn need GLib. All those should be installed with development files and GObject introspection data.

2.1.3 Verifying release signatures

Weblate release are cryptographically signed by the releasing developer. Currently this is Michal Čihař. Fingerprint of his PGP key is:

```
63CB 1DF1 EF12 CF2A C0EE 5A32 9C27 B313 42B7 511D
```

and you can get more identification information from <https://keybase.io/nijel>.

You should verify that the signature matches the archive you have downloaded. This way you can be sure that you are using the same code that was released. You should also verify the date of the signature to make sure that you downloaded the latest version.

Each archive is accompanied with `.asc` files which contain the PGP signature for it. Once you have both of them in the same folder, you can verify the signature:

```
$ gpg --verify Weblate-3.5.tar.xz.asc
gpg: assuming signed data in 'Weblate-3.5.tar.xz'
gpg: Signature made Ne 3. března 2019, 16:43:15 CET
gpg:          using RSA key 87E673AF83F6C3A0C344C8C3F4AA229D4D58C245
gpg: Can't check signature: public key not found
```

As you can see GPG complains that it does not know the public key. At this point you should do one of the following steps:

- Use *wkd* to download the key:

```
$ gpg --auto-key-locate wkd --locate-keys michal@cihar.com
pub  rsa4096 2009-06-17 [SC]
    63CB1DF1EF12CF2AC0EE5A329C27B31342B7511D
uid          [ultimate] Michal Čihař <michal@cihar.com>
uid          [ultimate] Michal Čihař <nijel@debian.org>
uid          [ultimate] [jpeg image of size 8848]
uid          [ultimate] Michal Čihař (Braiiins) <michal.cihar@braiins.cz>
sub  rsa4096 2009-06-17 [E]
sub  rsa4096 2015-09-09 [S]
```

- Download the keyring from [Michal's server](#), then import it with:

```
$ gpg --import wmxth3chu9jfxdxywj1skpmhsj311mzm
```

- Download and import the key from one of the key servers:

```
$ gpg --keyserver hkp://pgp.mit.edu --recv-keys 87E673AF83F6C3A0C344C8C3F4AA229D4D58C245
gpg: key 9C27B31342B7511D: "Michal Čihař <michal@cihar.com>" imported
gpg: Total number processed: 1
gpg:          unchanged: 1
```

This will improve the situation a bit - at this point you can verify that the signature from the given key is correct but you still can not trust the name used in the key:

```
$ gpg --verify Weblate-3.5.tar.xz.asc
gpg: assuming signed data in 'Weblate-3.5.tar.xz'
gpg: Signature made Ne 3. března 2019, 16:43:15 CET
gpg:          using RSA key 87E673AF83F6C3A0C344C8C3F4AA229D4D58C245
gpg: Good signature from "Michal Čihař <michal@cihar.com>" [ultimate]
gpg:          aka "Michal Čihař <nijel@debian.org>" [ultimate]
gpg:          aka "[jpeg image of size 8848]" [ultimate]
gpg:          aka "Michal Čihař (Braiiins) <michal.cihar@braiins.cz>" [ultimate]
gpg: WARNING: This key is not certified with a trusted signature!
```

(continues on next page)

(continued from previous page)

```
gpg:          There is no indication that the signature belongs to the owner.
Primary key fingerprint: 63CB 1DF1 EF12 CF2A C0EE  5A32 9C27 B313 42B7 511D
```

The problem here is that anybody could issue the key with this name. You need to ensure that the key is actually owned by the mentioned person. The GNU Privacy Handbook covers this topic in the chapter [Validating other keys on your public keyring](#). The most reliable method is to meet the developer in person and exchange key fingerprints, however you can also rely on the web of trust. This way you can trust the key transitively through signatures of others, who have met the developer in person.

Once the key is trusted, the warning will not occur:

```
$ gpg --verify Weblate-3.5.tar.xz.asc
gpg: assuming signed data in 'Weblate-3.5.tar.xz'
gpg: Signature made Sun Mar  3 16:43:15 2019 CET
gpg:          using RSA key 87E673AF83F6C3A0C344C8C3F4AA229D4D58C245
gpg: Good signature from "Michal Čihař <michal@cihar.com>" [ultimate]
gpg:          aka "Michal Čihař <nijel@debian.org>" [ultimate]
gpg:          aka "[jpeg image of size 8848]" [ultimate]
gpg:          aka "Michal Čihař (Brains) <michal.cihar@brains.cz>" [ultimate]
↪ [ultimate]
```

Should the signature be invalid (the archive has been changed), you would get a clear error regardless of the fact that the key is trusted or not:

```
$ gpg --verify Weblate-3.5.tar.xz.asc
gpg: Signature made Sun Mar  3 16:43:15 2019 CET
gpg:          using RSA key 87E673AF83F6C3A0C344C8C3F4AA229D4D58C245
gpg: BAD signature from "Michal Čihař <michal@cihar.com>" [ultimate]
```

2.1.4 Filesystem permissions

The Weblate process needs to be able to read and write to the directory where it keeps data - `DATA_DIR`. All files within this directory should be owned and writable by the user running all Weblate processes (typically WSGI and Celery, see [Running server](#) and [Background tasks using Celery](#)).

The default configuration places them in the same tree as the Weblate sources, however you might prefer to move these to a better location such as: `/var/lib/weblate`.

Weblate tries to create these directories automatically, but it will fail when it does not have permissions to do so.

You should also take care when running [Management commands](#), as they should be ran under the same user as Weblate itself is running, otherwise permissions on some files might be wrong.

In the Docker container, all files in the `/app/data` volume have to be owned by weblate user inside the container (UID 1000).

See also:

[Serving static files](#)

2.1.5 Database setup for Weblate

It is recommended to run Weblate with a PostgreSQL database server.

See also:

Use a powerful database engine, Databases, Migrating from other databases to PostgreSQL

PostgreSQL

PostgreSQL is usually the best choice for Django-based sites. It's the reference database used for implementing Django database layer.

Note: Weblate uses trigram extension which has to be installed separately in some cases. Look for `postgresql-contrib` or a similarly named package.

See also:

[PostgreSQL notes](#)

Creating a database in PostgreSQL

It is usually a good idea to run Weblate in a separate database, and separate user account:

```
# If PostgreSQL was not installed before, set the main password
sudo -u postgres psql postgres -c "\password postgres"

# Create a database user called "weblate"
sudo -u postgres createuser --superuser --pwprompt weblate

# Create the database "weblate" owned by "weblate"
sudo -u postgres createdb -O weblate weblate
```

Hint: If you don't want to make the Weblate user a superuser in PostgreSQL, you can omit that. In that case you will have to perform some of the migration steps manually as a PostgreSQL superuser in schema Weblate will use:

```
CREATE EXTENSION IF NOT EXISTS pg_trgm WITH SCHEMA weblate;
```

Configuring Weblate to use PostgreSQL

The `settings.py` snippet for PostgreSQL:

```
DATABASES = {
    "default": {
        # Database engine
        "ENGINE": "django.db.backends.postgresql",
        # Database name
        "NAME": "weblate",
        # Database user
        "USER": "weblate",
        # Name of role to alter to set parameters in PostgreSQL,
        # use in case role name is different than user used for authentication.
        "ALTER_ROLE": "weblate",
        # Database password
        "PASSWORD": "password",
```

(continues on next page)

(continued from previous page)

```
# Set to empty string for localhost
"HOST": "database.example.com",
# Set to empty string for default
"PORT": "",
}
}
```

The database migration performs `ALTER ROLE` on database role used by Weblate. In most cases the name of the role matches username. In more complex setups the role name is different than username and you will get error about non-existing role during the database migration (`psycopg2.errors.UndefinedObject: role "weblate@hostname" does not exist`). This is known to happen with Azure Database for PostgreSQL, but it's not limited to this environment. Please set `ALTER_ROLE` to change name of the role Weblate should alter during the database migration.

MySQL and MariaDB

Hint: Some Weblate features will perform better with *PostgreSQL*. This includes searching and translation memory, which both utilize full-text features in the database and PostgreSQL implementation is superior.

Weblate can be also used with MySQL or MariaDB, please see [MySQL notes](#) and [MariaDB notes](#) for caveats using Django with those. Because of the limitations it is recommended to use *PostgreSQL* for new installations.

Weblate requires MySQL at least 5.7.8 or MariaDB at least 10.2.7.

Following configuration is recommended for Weblate:

- Use the `utf8mb4` charset to allow representation of higher Unicode planes (for example emojis).
- Configure the server with `innodb_large_prefix` to allow longer indices on text fields.
- Set the isolation level to `READ COMMITTED`.
- The SQL mode should be set to `STRICT_TRANS_TABLES`.

MySQL 8.x, MariaDB 10.5.x or newer have reasonable default configuration so that no server tweaking should be necessary and all what is needed can be configured on the client side.

Below is an example `/etc/my.cnf.d/server.cnf` for a server with 8 GB of RAM. These settings should be sufficient for most installs. MySQL and MariaDB have tunables that will increase the performance of your server that are considered not necessary unless you are planning on having large numbers of concurrent users accessing the system. See the various vendors documentation on those details.

It is absolutely critical to reduce issues when installing that the setting `innodb_file_per_table` is set properly and MySQL/MariaDB restarted before you start your Weblate install.

```
[mysqld]
character-set-server = utf8mb4
character-set-client = utf8mb4
collation-server = utf8mb4_unicode_ci

datadir=/var/lib/mysql

log-error=/var/log/mariadb/mariadb.log

innodb_large_prefix=1
innodb_file_format=Barracuda
innodb_file_per_table=1
innodb_buffer_pool_size=2G
sql_mode=STRICT_TRANS_TABLES
```

Hint: In case you are getting #1071 – Specified key was too long; max key length is 767 bytes error, please update your configuration to include the `innodb` settings above and restart your install.

Hint: In case you are getting #2006 – MySQL server has gone away error, configuring `CONN_MAX_AGE` might help.

Configuring Weblate to use MySQL/MariaDB

The `settings.py` snippet for MySQL and MariaDB:

```
DATABASES = {
    "default": {
        # Database engine
        "ENGINE": "django.db.backends.mysql",
        # Database name
        "NAME": "weblate",
        # Database user
        "USER": "weblate",
        # Database password
        "PASSWORD": "password",
        # Set to empty string for localhost
        "HOST": "127.0.0.1",
        # Set to empty string for default
        "PORT": "3306",
        # In case you wish to use additional
        # connection options
        "OPTIONS": {},
    }
}
```

You should also create the `weblate` user account in MySQL or MariaDB before you begin the install. Use the commands below to achieve that:

```
GRANT ALL ON weblate.* to 'weblate'@'localhost' IDENTIFIED BY 'password';
FLUSH PRIVILEGES;
```

2.1.6 Other configurations

Configuring outgoing e-mail

Weblate sends out e-mails on various occasions – for account activation and on various notifications configured by users. For this it needs access to an SMTP server.

The mail server setup is configured using these settings: `EMAIL_HOST`, `EMAIL_HOST_PASSWORD`, `EMAIL_USE_TLS`, `EMAIL_USE_SSL`, `EMAIL_HOST_USER` and `EMAIL_PORT`. Their names are quite self-explanatory, but you can find more info in the Django documentation.

Hint: In case you get error about not supported authentication (for example SMTP AUTH extension not supported by server), it is most likely caused by using insecure connection and server refuses to authenticate this way. Try enabling `EMAIL_USE_TLS` in such case.

See also:

Not receiving e-mails from Weblate, Configuring outgoing e-mail in Docker container

Running behind reverse proxy

Several features in Weblate rely on being able to get client IP address. This includes *Rate limiting*, *Spam protection* or *Audit log*.

In default configuration Weblate parses IP address from `REMOTE_ADDR` which is set by the WSGI handler.

In case you are running a reverse proxy, this field will most likely contain its address. You need to configure Weblate to trust additional HTTP headers and parse the IP address from these. This can not be enabled by default as it would allow IP address spoofing for installations not using a reverse proxy. Enabling `IP_BEHIND_REVERSE_PROXY` might be enough for the most usual setups, but you might need to adjust `IP_PROXY_HEADER` and `IP_PROXY_OFFSET` as well.

See also:

Spam protection, *Rate limiting*, *Audit log*, `IP_BEHIND_REVERSE_PROXY`, `IP_PROXY_HEADER`, `IP_PROXY_OFFSET`, `SECURE_PROXY_SSL_HEADER`

HTTP proxy

Weblate does execute VCS commands and those accept proxy configuration from environment. The recommended approach is to define proxy settings in `settings.py`:

```
import os

os.environ["http_proxy"] = "http://proxy.example.com:8080"
os.environ["HTTPS_PROXY"] = "http://proxy.example.com:8080"
```

See also:

[Proxy Environment Variables](#)

2.1.7 Adjusting configuration

See also:

Sample configuration

Copy `weblate/settings_example.py` to `weblate/settings.py` and adjust it to match your setup. You will probably want to adjust the following options: `ADMINS`

List of site administrators to receive notifications when something goes wrong, for example notifications on failed merges, or Django errors.

See also:

`ADMINS`

`ALLOWED_HOSTS`

You need to set this to list the hosts your site is supposed to serve. For example:

```
ALLOWED_HOSTS = ["demo.weblate.org"]
```

Alternatively you can include wildcard:

```
ALLOWED_HOSTS = ["*"]
```

See also:

`ALLOWED_HOSTS`, `WEBLATE_ALLOWED_HOSTS`, *Allowed hosts setup*

`SESSION_ENGINE`

Configure how your sessions will be stored. In case you keep the default database backend engine, you should schedule: **weblate clearsessions** to remove stale session data from the database.

If you are using Redis as cache (see [Enable caching](#)) it is recommended to use it for sessions as well:

```
SESSION_ENGINE = "django.contrib.sessions.backends.cache"
```

See also:

[Configuring the session engine](#), `SESSION_ENGINE`

DATABASES

Connectivity to database server, please check Django's documentation for more details.

See also:

[Database setup for Weblate](#), `DATABASES`, [Databases](#)

DEBUG

Disable this for any production server. With debug mode enabled, Django will show backtraces in case of error to users, when you disable it, errors will be sent per e-mail to ADMINS (see above).

Debug mode also slows down Weblate, as Django stores much more info internally in this case.

See also:

`DEBUG`

DEFAULT_FROM_EMAIL

E-mail sender address for outgoing e-mail, for example registration e-mails.

See also:

`DEFAULT_FROM_EMAIL`

SECRET_KEY

Key used by Django to sign some info in cookies, see [Django secret key](#) for more info.

See also:

`SECRET_KEY`

SERVER_EMAIL

E-mail used as sender address for sending e-mails to the administrator, for example notifications on failed merges.

See also:

`SERVER_EMAIL`

2.1.8 Filling up the database

After your configuration is ready, you can run `weblate migrate` to create the database structure. Now you should be able to create translation projects using the admin interface.

In case you want to run an installation non interactively, you can use `weblate migrate --noinput`, and then create an admin user using `createadmin` command.

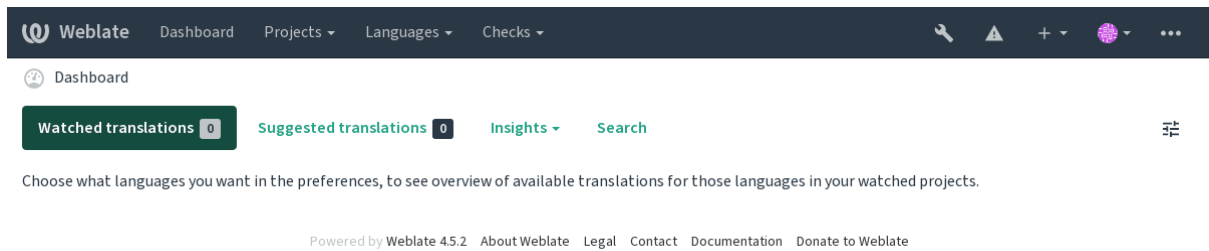
Once you are done, you should also check the *Performance report* in the admin interface, which will give you hints of potential non optimal configuration on your site.

See also:

[Configuration](#), [List of privileges](#)

2.1.9 Production setup

For a production setup you should carry out adjustments described in the following sections. The most critical settings will trigger a warning, which is indicated by an exclamation mark in the top bar if signed in as a superuser:



It is also recommended to inspect checks triggered by Django (though you might not need to fix all of them):

```
weblate check --deploy
```

You can also review the very same checklist from the *Management interface*.

See also:

[Deployment checklist](#)

Disable debug mode

Disable Django’s debug mode (*DEBUG*) by:

```
DEBUG = False
```

With debug mode on, Django stores all executed queries and shows users backtraces of errors, which is not desired in a production setup.

See also:

[Adjusting configuration](#)

Properly configure admins

Set the correct admin addresses to the *ADMINS* setting to defining who will receive e-mails in case something goes wrong on the server, for example:

```
ADMINS = (("Your Name", "your_email@example.com"),)
```

See also:

[Adjusting configuration](#)

Set correct site domain

Adjust site name and domain in the admin interface, otherwise links in RSS or registration e-mails will not work. This is configured using *SITE_DOMAIN* which should contain site domain name.

Changed in version 4.2: Prior to the 4.2 release the Django sites framework was used instead, please see [The “sites” framework](#).

See also:

[Allowed hosts setup](#), [Correctly configure HTTPS](#) *SITE_DOMAIN*, *WEBLATE_SITE_DOMAIN*, *ENABLE_HTTPS*

Correctly configure HTTPS

It is strongly recommended to run Weblate using the encrypted HTTPS protocol. After enabling it, you should set `ENABLE_HTTPS` in the settings:

```
ENABLE_HTTPS = True
```

Hint: You might want to set up HSTS as well, see [SSL/HTTPS](#) for more details.

See also:

[ENABLE_HTTPS](#), [Allowed hosts setup](#), [Set correct site domain](#)

Set properly SECURE_HSTS_SECONDS

If your site is served over SSL, you have to consider setting a value for `SECURE_HSTS_SECONDS` in the `settings.py` to enable HTTP Strict Transport Security. By default it's set to 0 as shown below.

```
SECURE_HSTS_SECONDS = 0
```

If set to a non-zero integer value, the `django.middleware.security.SecurityMiddleware` sets the HTTP Strict Transport Security header on all responses that do not already have it.

Warning: Setting this incorrectly can irreversibly (for some time) break your site. Read the [HTTP Strict Transport Security](#) documentation first.

Use a powerful database engine

Please use PostgreSQL for a production environment, see [Database setup for Weblate](#) for more info.

See also:

[Database setup for Weblate](#), [Migrating from other databases to PostgreSQL](#), [Adjusting configuration](#), [Databases](#)

Enable caching

If possible, use Redis from Django by adjusting the `CACHES` configuration variable, for example:

```
CACHES = {
    "default": {
        "BACKEND": "django_redis.cache.RedisCache",
        "LOCATION": "redis://127.0.0.1:6379/0",
        # If redis is running on same host as Weblate, you might
        # want to use unix sockets instead:
        # 'LOCATION': 'unix:///var/run/redis/redis.sock?db=0',
        "OPTIONS": {
            "CLIENT_CLASS": "django_redis.client.DefaultClient",
            "PARSER_CLASS": "redis.connection.HiredisParser",
        },
    },
}
```

Hint: In case you change Redis settings for the cache, you might need to adjust them for Celery as well, see [Background tasks using Celery](#).

See also:

[Avatar caching](#), Django's cache framework

Avatar caching

In addition to caching of Django, Weblate performs caching of avatars. It is recommended to use a separate, file-backed cache for this purpose:

```
CACHES = {
    "default": {
        # Default caching backend setup, see above
        "BACKEND": "django_redis.cache.RedisCache",
        "LOCATION": "unix:///var/run/redis/redis.sock?db=0",
        "OPTIONS": {
            "CLIENT_CLASS": "django_redis.client.DefaultClient",
            "PARSER_CLASS": "redis.connection.HiredisParser",
        },
    },
    "avatar": {
        "BACKEND": "django.core.cache.backends.filebased.FileBasedCache",
        "LOCATION": os.path.join(DATA_DIR, "avatar-cache"),
        "TIMEOUT": 604800,
        "OPTIONS": {
            "MAX_ENTRIES": 1000,
        },
    },
}
```

See also:

[ENABLE_AVATARS](#), [AVATAR_URL_PREFIX](#), [Avatars](#), [Enable caching](#), Django's cache framework

Configure e-mail sending

Weblate needs to send out e-mails on several occasions, and these e-mails should have a correct sender address, please configure [SERVER_EMAIL](#) and [DEFAULT_FROM_EMAIL](#) to match your environment, for example:

```
SERVER_EMAIL = "admin@example.org"
DEFAULT_FROM_EMAIL = "weblate@example.org"
```

Note: To disable sending e-mails by Weblate set [EMAIL_BACKEND](#) to `django.core.mail.backends.dummy.EmailBackend`.

This will disable *all* e-mail delivery including registration or password reset e-mails.

See also:

[Adjusting configuration](#), [Configuring outgoing e-mail](#), [EMAIL_BACKEND](#), [DEFAULT_FROM_EMAIL](#), [SERVER_EMAIL](#)

Allowed hosts setup

Django requires `ALLOWED_HOSTS` to hold a list of domain names your site is allowed to serve, leaving it empty will block any requests.

In case this is not configured to match your HTTP server, you will get errors like `Invalid HTTP_HOST header: '1.1.1.1'`. You may need to add `'1.1.1.1'` to `ALLOWED_HOSTS`.

Hint: On Docker container, this is available as `WEBLATE_ALLOWED_HOSTS`.

See also:

`ALLOWED_HOSTS`, `WEBLATE_ALLOWED_HOSTS`, *Set correct site domain*

Django secret key

The `SECRET_KEY` setting is used by Django to sign cookies, and you should really generate your own value rather than using the one from the example setup.

You can generate a new key using `weblate/examples/generate-secret-key` shipped with Weblate.

See also:

`SECRET_KEY`

Home directory

Changed in version 2.1: This is no longer required, Weblate now stores all its data in `DATA_DIR`.

The home directory for the user running Weblate should exist and be writable by this user. This is especially needed if you want to use SSH to access private repositories, but Git might need to access this directory as well (depending on the Git version you use).

You can change the directory used by Weblate in `settings.py`, for example to set it to `configuration` directory under the Weblate tree:

```
os.environ["HOME"] = os.path.join(BASE_DIR, "configuration")
```

Note: On Linux, and other UNIX like systems, the path to user's home directory is defined in `/etc/passwd`. Many distributions default to a non-writable directory for users used for serving web content (such as `apache`, `www-data` or `wwwrun`), so you either have to run Weblate under a different user, or change this setting.

See also:

Accessing repositories

Template loading

It is recommended to use a cached template loader for Django. It caches parsed templates and avoids the need to do parsing with every single request. You can configure it using the following snippet (the `loaders` setting is important here):

```
TEMPLATES = [
    {
        "BACKEND": "django.template.backends.django.DjangoTemplates",
        "DIRS": [
            os.path.join(BASE_DIR, "templates"),
```

(continues on next page)

(continued from previous page)

```
],
"OPTIONS": {
    "context_processors": [
        "django.contrib.auth.context_processors.auth",
        "django.template.context_processors.debug",
        "django.template.context_processors.i18n",
        "django.template.context_processors.request",
        "django.template.context_processors.csrf",
        "django.contrib.messages.context_processors.messages",
        "weblate.trans.context_processors.weblate_context",
    ],
    "loaders": [
        (
            "django.template.loaders.cached.Loader",
            [
                "django.template.loaders.filesystem.Loader",
                "django.template.loaders.app_directories.Loader",
            ],
        ),
    ],
},
]
```

See also:

`django.template.loaders.cached.Loader`

Running maintenance tasks

For optimal performance, it is good idea to run some maintenance tasks in the background. This is now automatically done by *Background tasks using Celery* and covers following tasks:

- Configuration health check (hourly).
- Committing pending changes (hourly), see *Lazy commits* and *commit_pending*.
- Updating component alerts (daily).
- Update remote branches (nightly), see *AUTO_UPDATE*.
- Translation memory backup to JSON (daily), see *dump_memory*.
- Fulltext and database maintenance tasks (daily and weekly tasks), see *cleanuptrans*.

Changed in version 3.2: Since version 3.2, the default way of executing these tasks is using Celery and Weblate already comes with proper configuration, see *Background tasks using Celery*.

System locales and encoding

The system locales should be configured to UTF-8 capable ones. On most Linux distributions this is the default setting. In case it is not the case on your system, please change locales to UTF-8 variant.

For example by editing `/etc/default/locale` and setting there `LANG="C.UTF-8"`.

In some cases the individual services have separate configuration for locales. For example when using Apache you might want to set it in `/etc/apache2/envvars`:

```
export LANG='en_US.UTF-8'
export LC_ALL='en_US.UTF-8'
```

Using custom certificate authority

Weblate does verify SSL certificates during HTTP requests. In case you are using custom certificate authority which is not trusted in default bundles, you will have to add its certificate as trusted.

The preferred approach is to do this at system level, please check your distro documentation for more details (for example on debian this can be done by placing the CA certificate into `/usr/local/share/ca-certificates/` and running `update-ca-certificates`).

Once this is done, system tools will trust the certificate and this includes Git.

For Python code, you will need to configure requests to use system CA bundle instead of the one shipped with it. This can be achieved by placing following snippet to `settings.py` (the path is Debian specific):

```
import os

os.environ["REQUESTS_CA_BUNDLE"] = "/etc/ssl/certs/ca-certificates.crt"
```

Compressing client assets

Weblate comes with a bunch of JavaScript and CSS files. For performance reasons it is good to compress them before sending to a client. In default configuration this is done on the fly at cost of little overhead. On big installations, it is recommended to enable offline compression mode. This needs to be done in the configuration and the compression has to be triggered on every Weblate upgrade.

The configuration switch is simple by enabling `django.conf.settings.COMPRESS_OFFLINE` and configuring `django.conf.settings.COMPRESS_OFFLINE_CONTEXT` (the latter is already included in the example configuration):

```
COMPRESS_OFFLINE = True
```

On each deploy you need to compress the files to match current version:

```
weblate compress
```

Hint: The official Docker image has this feature already enabled.

See also:

[Common Deployment Scenarios](#), [Serving static files](#)

2.1.10 Running server

Hint: In case you are not experienced with services described below, you might want to try [Installing using Docker](#).

You will need several services to run Weblate, the recommended setup consists of:

- Database server (see [Database setup for Weblate](#))
- Cache server (see [Enable caching](#))
- Frontend web server for static files and SSL termination (see [Serving static files](#))
- WSGI server for dynamic content (see [Sample configuration for NGINX and uWSGI](#))
- Celery for executing background tasks (see [Background tasks using Celery](#))

Note: There are some dependencies between the services, for example cache and database should be running when starting up Celery or uwsgi processes.

In most cases, you will run all services on single (virtual) server, but in case your installation is heavily loaded, you can split up the services. The only limitation on this is that Celery and Wsgi servers need access to `DATA_DIR`.

Note: The WSGI process has to be executed under the same user the Celery process, otherwise files in the `DATA_DIR` will be stored with mixed ownership, leading to runtime issues.

See also *Filesystem permissions* and *Background tasks using Celery*.

Running web server

Running Weblate is not different from running any other Django based program. Django is usually executed as uWSGI or fcgi (see examples for different web servers below).

For testing purposes, you can use the built-in web server in Django:

```
weblate runserver
```

Warning: DO NOT USE THIS SERVER IN A PRODUCTION SETTING. It has not gone through security audits or performance tests. See also Django documentation on `runserver`.

Hint: The Django built-in server serves static files only with `DEBUG` enabled as it is intended for development only. For production use, please see wsgi setups in *Sample configuration for NGINX and uWSGI*, *Sample configuration for Apache*, *Sample configuration for Apache and Gunicorn*, and *Serving static files*.

Serving static files

Changed in version 2.4: Prior to version 2.4, Weblate didn't properly use the Django static files framework and the setup was more complex.

Django needs to collect its static files in a single directory. To do so, execute `weblate collectstatic --noinput`. This will copy the static files into a directory specified by the `STATIC_ROOT` setting (this defaults to a `static` directory inside `DATA_DIR`).

It is recommended to serve static files directly from your web server, you should use that for the following paths:

/static/ Serves static files for Weblate and the admin interface (from defined by `STATIC_ROOT`).

/media/ Used for user media uploads (e.g. screenshots).

/favicon.ico Should be rewritten to rewrite a rule to serve `/static/favicon.ico`.

See also:

Sample configuration for NGINX and uWSGI, *Sample configuration for Apache*, *Sample configuration for Apache and Gunicorn*, *Compressing client assets*, *Deploying Django*, *Deploying static files*

Content security policy

The default Weblate configuration enables `weblate.middleware.SecurityMiddleware` middleware which sets security related HTTP headers like `Content-Security-Policy` or `X-XSS-Protection`. These are by default set up to work with Weblate and its configuration, but this might need customization for your environment.

See also:

`CSP_SCRIPT_SRC`, `CSP_IMG_SRC`, `CSP_CONNECT_SRC`, `CSP_STYLE_SRC`, `CSP_FONT_SRC`

Sample configuration for NGINX and uWSGI

To run production webserver, use the wsgi wrapper installed with Weblate (in virtual env case it is installed as `~/weblate-env/lib/python3.7/site-packages/weblate/wsgi.py`). Don't forget to set the Python search path to your virtualenv as well (for example using `virtualenv = /home/user/weblate-env` in uWSGI).

The following configuration runs Weblate as uWSGI under the NGINX webserver.

Configuration for NGINX (also available as `weblate/examples/weblate.nginx.conf`):

```
# This example assumes Weblate is installed in virtualenv in /home/weblate/weblate-
# env
# and DATA_DIR is set to /home/weblate/data, please adjust paths to match your
# setup.
server {
    listen 80;
    server_name weblate;
    # Not used
    root /var/www/html;

    location ~ ^/favicon.ico$ {
        # DATA_DIR/static/favicon.ico
        alias /home/weblate/data/static/favicon.ico;
        expires 30d;
    }

    location /static/ {
        # DATA_DIR/static/
        alias /home/weblate/data/static/;
        expires 30d;
    }

    location /media/ {
        # DATA_DIR/media/
        alias /home/weblate/data/media/;
        expires 30d;
    }

    location / {
        include uwsgi_params;
        # Needed for long running operations in admin interface
        uwsgi_read_timeout 3600;
        # Adjust based to uwsgi configuration:
        uwsgi_pass unix:///run/uwsgi/app/weblate/socket;
        # uwsgi_pass 127.0.0.1:8080;
    }
}
```

Configuration for uWSGI (also available as `weblate/examples/weblate.uwsgi.ini`):

```
# This example assumes Weblate is installed in virtualenv in /home/weblate/weblate-
↳env
# and DATA_DIR is set to /home/weblate/data, please adjust paths to match your
↳setup.
[uwsgi]
plugins          = python3
master           = true
protocol         = uwsgi
socket           = 127.0.0.1:8080
wsgi-file        = /home/weblate/weblate-env/lib/python3.7/site-packages/weblate/wsgi.
↳py

# Add path to Weblate checkout if you did not install
# Weblate by pip
# python-path     = /path/to/weblate

# In case you're using virtualenv uncomment this:
virtualenv        = /home/weblate/weblate-env

# Needed for OAuth/OpenID
buffer-size      = 8192

# Reload when consuming too much of memory
reload-on-rss    = 250

# Increase number of workers for heavily loaded sites
workers          = 8

# Enable threads for Sentry error submission
enable-threads   = true

# Child processes do not need file descriptors
close-on-exec    = true

# Avoid default 0000 umask
umask            = 0022

# Run as weblate user
uid              = weblate
gid              = weblate

# Enable harakiri mode (kill requests after some time)
# harakiri        = 3600
# harakiri-verbose = true

# Enable uWSGI stats server
# stats           = :1717
# stats-http      = true

# Do not log some errors caused by client disconnects
ignore-sigpipe   = true
ignore-write-errors = true
disable-write-exception = true
```

See also:

How to use Django with uWSGI

Sample configuration for Apache

It is recommended to use prefork MPM when using WSGI with Weblate.

The following configuration runs Weblate as WSGI, you need to have enabled `mod_wsgi` (available as `weblate/examples/apache.conf`):

```
#
# VirtualHost for Weblate
#
# This example assumes Weblate is installed in virtualenv in /home/weblate/weblate-
# ↪env
# and DATA_DIR is set to /home/weblate/data, please adjust paths to match your_
# ↪setup.
#
<VirtualHost *:80>
    ServerAdmin admin@weblate.example.org
    ServerName weblate.example.org

    # DATA_DIR/static/favicon.ico
    Alias /favicon.ico /home/weblate/data/static/favicon.ico

    # DATA_DIR/static/
    Alias /static/ /home/weblate/data/static/
    <Directory /home/weblate/data/static/>
        Require all granted
    </Directory>

    # DATA_DIR/media/
    Alias /media/ /home/weblate/data/media/
    <Directory /home/weblate/data/media/>
        Require all granted
    </Directory>

    # Path to your Weblate virtualenv
    WSGIDaemonProcess weblate python-home=/home/weblate/weblate-env user=weblate
    WSGIProcessGroup weblate
    WSGIApplicationGroup %{GLOBAL}

    WSGIScriptAlias / /home/weblate/weblate-env/lib/python3.7/site-packages/
    ↪weblate/wsgi.py process-group=weblate request-timeout=600
    WSGIPassAuthorization On

    <Directory /home/weblate/weblate-env/lib/python3.7/site-packages/weblate/>
        <Files wsgi.py>
            Require all granted
        </Files>
    </Directory>
</VirtualHost>
```

Note: Weblate requires Python 3, so please make sure you are running Python 3 variant of the `modwsgi`. Usually it is available as a separate package, for example `libapache2-mod-wsgi-py3`.

See also:

System locales and encoding, *How to use Django with Apache and mod_wsgi*

Sample configuration for Apache and Gunicorn

The following configuration runs Weblate in Gunicorn and Apache 2.4 (available as `weblate/examples/apache.gunicorn.conf`):

```
#
# VirtualHost for Weblate using gunicorn on localhost:8000
#
# This example assumes Weblate is installed in virtualenv in /home/weblate/weblate-
# and DATA_DIR is set to /home/weblate/data, please adjust paths to match your
# setup.
#
<VirtualHost *:443>
    ServerAdmin admin@weblate.example.org
    ServerName weblate.example.org

    # DATA_DIR/static/favicon.ico
    Alias /favicon.ico /home/weblate/data/static/favicon.ico

    # DATA_DIR/static/
    Alias /static/ /home/weblate/data/static/
    <Directory /home/weblate/data/static/>
        Require all granted
    </Directory>

    # DATA_DIR/media/
    Alias /media/ /home/weblate/data/media/
    <Directory /home/weblate/data/media/>
        Require all granted
    </Directory>

    SSLEngine on
    SSLCertificateFile /etc/apache2/ssl/https_cert.cert
    SSLCertificateKeyFile /etc/apache2/ssl/https_key.pem
    SSLProxyEngine On

    ProxyPass /favicon.ico !
    ProxyPass /static/ !
    ProxyPass /media/ !

    ProxyPass / http://localhost:8000/
    ProxyPassReverse / http://localhost:8000/
    ProxyPreserveHost On
</VirtualHost>
```

See also:

[How to use Django with Gunicorn](#)

Running Weblate under path

New in version 1.3.

It is recommended to use prefork MPM when using WSGI with Weblate.

A sample Apache configuration to serve Weblate under `/weblate`. Again using `mod_wsgi` (also available as `weblate/examples/apache-path.conf`):

```
#
# VirtualHost for Weblate, running under /weblate path
#
```

(continues on next page)

(continued from previous page)

```
# This example assumes Weblate is installed in virtualenv in /home/weblate/weblate-
↪env
# and DATA_DIR is set to /home/weblate/data, please adjust paths to match your_
↪setup.
#
<VirtualHost *:80>
    ServerAdmin admin@weblate.example.org
    ServerName weblate.example.org

    # DATA_DIR/static/favicon.ico
    Alias /weblate/favicon.ico /home/weblate/data/static/favicon.ico

    # DATA_DIR/static/
    Alias /weblate/static/ /home/weblate/data/static/
    <Directory /home/weblate/data/static/>
        Require all granted
    </Directory>

    # DATA_DIR/media/
    Alias /weblate/media/ /home/weblate/data/media/
    <Directory /home/weblate/data/media/>
        Require all granted
    </Directory>

    # Path to your Weblate virtualenv
    WSGIDaemonProcess weblate python-home=/home/weblate/weblate-env user=weblate
    WSGIProcessGroup weblate
    WSGIApplicationGroup %{GLOBAL}

    WSGIScriptAlias /weblate /home/weblate/weblate-env/lib/python3.7/site-packages/
↪weblate/wsgi.py process-group=weblate request-timeout=600
    WSGIPassAuthorization On

    <Directory /home/weblate/weblate-env/lib/python3.7/site-packages/weblate/>
        <Files wsgi.py>
            Require all granted
        </Files>
    </Directory>
</VirtualHost>
```

Additionally, you will have to adjust `weblate/settings.py`:

```
URL_PREFIX = "/weblate"
```

2.1.11 Background tasks using Celery

New in version 3.2.

Weblate uses Celery to process background tasks. A typical setup using Redis as a backend looks like this:

```
CELERY_TASK_ALWAYS_EAGER = False
CELERY_BROKER_URL = "redis://localhost:6379"
CELERY_RESULT_BACKEND = CELERY_BROKER_URL
```

See also:

[Redis broker configuration in Celery](#)

For development, you might want to use eager configuration, which does process all tasks in place, but this will have performance impact on Weblate:

```
CELERY_TASK_ALWAYS_EAGER = True
CELERY_BROKER_URL = "memory://"
CELERY_TASK_EAGER_PROPAGATES = True
```

You should also start the Celery worker to process the tasks and start scheduled tasks, this can be done directly on the command line (which is mostly useful when debugging or developing):

```
./weblate/examples/celery start
./weblate/examples/celery stop
```

Note: The Celery process has to be executed under the same user as the WSGI process, otherwise files in the `DATA_DIR` will be stored with mixed ownership, leading to runtime issues.

See also *Filesystem permissions* and *Running server*.

Running Celery as system service

Most likely you will want to run Celery as a daemon and that is covered by [Daemonization](#). For the most common Linux setup using systemd, you can use the example files shipped in the `examples` folder listed below.

Systemd unit to be placed as `/etc/systemd/system/celery-weblate.service`:

```
[Unit]
Description=Celery Service (Weblate)
After=network.target

[Service]
Type=forking
User=weblate
Group=weblate
EnvironmentFile=/etc/default/celery-weblate
WorkingDirectory=/home/weblate
RuntimeDirectory=celery
RuntimeDirectoryPreserve=restart
LogsDirectory=celery
ExecStart=/bin/sh -c '${CELERY_BIN} multi start ${CELERYD_NODES} \
  -A ${CELERY_APP} --pidfile=${CELERYD_PID_FILE} \
  --logfile=${CELERYD_LOG_FILE} --loglevel=${CELERYD_LOG_LEVEL} ${CELERYD_OPTS}'
ExecStop=/bin/sh -c '${CELERY_BIN} multi stopwait ${CELERYD_NODES} \
  --pidfile=${CELERYD_PID_FILE}'
ExecReload=/bin/sh -c '${CELERY_BIN} multi restart ${CELERYD_NODES} \
  -A ${CELERY_APP} --pidfile=${CELERYD_PID_FILE} \
  --logfile=${CELERYD_LOG_FILE} --loglevel=${CELERYD_LOG_LEVEL} ${CELERYD_OPTS}'

[Install]
WantedBy=multi-user.target
```

Environment configuration to be placed as `/etc/default/celery-weblate`:

```
# Name of nodes to start
CELERYD_NODES="celery notify memory backup translate"

# Absolute or relative path to the 'celery' command:
CELERY_BIN="/home/weblate/weblate-env/bin/celery"

# App instance to use
# comment out this line if you don't use an app
CELERY_APP="weblate.utils"
```

(continues on next page)

(continued from previous page)

```
# Extra command-line arguments to the worker,
# increase concurrency if you get weblate.E019
CELERYD_OPTS="--beat:celery --queues:celery=celery --prefetch-multiplier:celery=4 \
--queues:notify=notify --prefetch-multiplier:notify=10 \
--queues:memory=memory --prefetch-multiplier:memory=10 \
--queues:translate=translate --prefetch-multiplier:translate=4 \
--concurrency:backup=1 --queues:backup=backup --prefetch-multiplier:backup=2"

# Logging configuration
# - %n will be replaced with the first part of the nodename.
# - %I will be replaced with the current child process index
# and is important when using the prefork pool to avoid race conditions.
CELERYD_PID_FILE="/run/celery/weblate-%n.pid"
CELERYD_LOG_FILE="/var/log/celery/weblate-%n%I.log"
CELERYD_LOG_LEVEL="INFO"

# Internal Weblate variable to indicate we're running inside Celery
CELERY_WORKER_RUNNING="1"
```

Additional configuration to rotate Celery logs using **logrotate** to be placed as `/etc/logrotate.d/celery`:

```
/var/log/celery/*.log {
    weekly
    missingok
    rotate 12
    compress
    notifempty
}
```

Periodic tasks using Celery beat

Weblate comes with built-in setup for scheduled tasks. You can however define additional tasks in `settings.py`, for example see *Lazy commits*.

The tasks are supposed to be executed by Celery beats daemon. In case it is not working properly, it might not be running or its database was corrupted. Check the Celery startup logs in such case to figure out root cause.

Monitoring Celery status

You can use `celery_queues` to see current length of Celery task queues. In case the queue will get too long, you will also get configuration error in the admin interface.

Warning: The Celery errors are by default only logged into Celery log and are not visible to user. In case you want to have overview on such failures, it is recommended to configure *Collecting error reports*.

See also:

Configuration and defaults, Workers Guide, Daemonization, Monitoring and Management Guide, `celery_queues`

2.1.12 Monitoring Weblate

Weblate provides the `/healthz/` URL to be used in simple health checks, for example using Kubernetes.

2.1.13 Collecting error reports

Weblate, as any other software, can fail. In order to collect useful failure states we recommend to use third party services to collect such information. This is especially useful in case of failing Celery tasks, which would otherwise only report error to the logs and you won't get notified on them. Weblate has support for the following services:

Sentry

Weblate has built-in support for [Sentry](#). To use it, it's enough to set `SENTRY_DSN` in the `settings.py`:

```
SENTRY_DSN = "https://id@your.sentry.example.com/"
```

Rollbar

Weblate has built-in support for [Rollbar](#). To use it, it's enough to follow instructions for [Rollbar notifier for Python](#).

In short, you need to adjust `settings.py`:

```
# Add rollbar as last middleware:
MIDDLEWARE = [
    # ... other middleware classes ...
    "rollbar.contrib.django.middleware.RollbarNotifierMiddleware",
]

# Configure client access
ROLLBAR = {
    "access_token": "POST_SERVER_ITEM_ACCESS_TOKEN",
    "client_token": "POST_CLIENT_ITEM_ACCESS_TOKEN",
    "environment": "development" if DEBUG else "production",
    "branch": "main",
    "root": "/absolute/path/to/code/root",
}
```

Everything else is integrated automatically, you will now collect both server and client side errors.

2.1.14 Migrating Weblate to another server

Migrating Weblate to another server should be pretty easy, however it stores data in few locations which you should migrate carefully. The best approach is to stop Weblate for the migration.

Migrating database

Depending on your database backend, you might have several options to migrate the database. The most straightforward one is to dump the database on one server and import it on the new one. Alternatively you can use replication in case your database supports it.

The best approach is to use database native tools, as they are usually the most effective (e.g. `mysqldump` or `pg_dump`). If you want to migrate between different databases, the only option might be to use Django management to dump and import the database:

```
# Export current data
weblate dumpdata > /tmp/weblate.dump
# Import dump
weblate loaddata /tmp/weblate.dump
```

Migrating VCS repositories

The VCS repositories stored under `DATA_DIR` need to be migrated as well. You can simply copy them or use **rsync** to do the migration more effectively.

Other notes

Don't forget to move other services Weblate might have been using like Redis, Cron jobs or custom authentication backends.

2.2 Weblate deployments

Weblate can be easily installed in your cloud. Please find detailed guide for your platform:

- *Installing using Docker*
- *Installing on OpenShift*
- *Installing on Kubernetes*

2.2.1 Third-party deployments for Weblate

Note: Following deployments are not developed or supported by Weblate team. Parts of the setup might vary from what is described in this documentation.

Bitnami Weblate stack

Bitnami provides a Weblate stack for many platforms at <https://bitnami.com/stack/weblate>. The setup will be adjusted during installation, see <https://bitnami.com/stack/weblate/README.txt> for more documentation.

Weblate Cloudron Package

Cloudron is a platform for self-hosting web applications. Weblate installed with Cloudron will be automatically kept up-to-date. The package is maintained by the Cloudron team at their [Weblate package repo](#).



Weblate in YunoHost

The self-hosting project [YunoHost](#) provides a package for Weblate. Once you have your YunoHost installation, you may install Weblate as any other application. It will provide you with a fully working stack with backup and restoration, but you may still have to edit your settings file for specific usages.

You may use your administration interface, or this button (it will bring you to your server):



It also is possible to use the commandline interface:

```
yunohost app install https://github.com/YunoHost-Apps/weblate_ynh
```

2.3 Upgrading Weblate

2.3.1 Docker image upgrades

The official Docker image (see [Installing using Docker](#)) has all upgrade steps integrated. There are no manual step besides pulling latest version.

2.3.2 Generic upgrade instructions

Before upgrading, please check the current [Software requirements](#) as they might have changed. Once all requirements are installed or updated, please adjust your `settings.py` to match changes in the configuration (consult `settings_example.py` for correct values).

Always check [Version specific instructions](#) before upgrade. In case you are skipping some versions, please follow instructions for all versions you are skipping in the upgrade. Sometimes it's better to upgrade to some intermediate version to ensure a smooth migration. Upgrading across multiple releases should work, but is not as well tested as single version upgrades.

Note: It is recommended to perform a full database backup prior to upgrade so that you can roll back the database in case upgrade fails, see [Backing up and moving Weblate](#).

1. Stop wsgi and Celery processes. The upgrade can perform incompatible changes in the database, so it is always safer to avoid old processes running while upgrading.
2. Upgrade Weblate code.

For pip installs it can be achieved by:

```
pip install -U Weblate
```

With Git checkout you need to fetch new source code and update your installation:

```
cd weblate-src
git pull
# Update Weblate inside your virtualenv
. ~/weblate-env/bin/pip install -e .
# Install dependencies directly when not using virtualenv
pip install --upgrade -r requirements.txt
```

3. Upgrade configuration file, refer to `settings_example.py` or [Version specific instructions](#) for needed steps.

4. Upgrade database structure:

```
weblate migrate --noinput
```

5. Collect updated static files (see *Running server* and *Serving static files*):

```
weblate collectstatic --noinput
```

6. Compress JavaScript and CSS files (optional, see *Compressing client assets*):

```
weblate compress
```

7. If you are running version from Git, you should also regenerate locale files every time you are upgrading. You can do this by invoking:

```
weblate compilemessages
```

8. Verify that your setup is sane (see also *Production setup*):

```
weblate check --deploy
```

9. Restart celery worker (see *Background tasks using Celery*).

2.3.3 Version specific instructions

Upgrade from 2.x

If you are upgrading from 2.x release, always first upgrade to 3.0.1 and then continue upgrading in the 3.x series. Upgrades skipping this step are not supported and will break.

See also:

Upgrade from 2.20 to 3.0 in [Weblate 3.0 documentation](#)

Upgrade from 3.x

If you are upgrading from 3.x release, always first upgrade to 4.0.4 or 4.1.1 and then continue upgrading in the 4.x series. Upgrades skipping this step are not supported and will break.

See also:

Upgrade from 3.11 to 4.0 in [Weblate 4.0 documentation](#)

Upgrade from 4.0 to 4.1

Please follow *Generic upgrade instructions* in order to perform update.

Notable configuration or dependencies changes:

- There are several changes in `settings_example.py`, most notable middleware changes, please adjust your settings accordingly.
- There are new file formats, you might want to include them in case you modified the `WEBLATE_FORMATS`.
- There are new quality checks, you might want to include them in case you modified the `CHECK_LIST`.
- There is change in `DEFAULT_THROTTLE_CLASSES` setting to allow reporting of rate limiting in the API.
- There are some new and updated requirements.
- There is a change in `INSTALLED_APPS`.

- The *DeepL* machine translation now defaults to v2 API, you might need to adjust `MT_DEEPL_API_VERSION` in case your current DeepL subscription does not support that.

See also:

Generic upgrade instructions

Upgrade from 4.1 to 4.2

Please follow *Generic upgrade instructions* in order to perform update.

Notable configuration or dependencies changes:

- Upgrade from 3.x releases is not longer supported, please upgrade to 4.0 or 4.1 first.
- There are some new and updated requirements.
- There are several changes in `settings_example.py`, most notable new middleware and changed application ordering.
- The keys for JSON based formats no longer include leading dot. The strings are adjusted during the database migration, but external components might need adjustment in case you rely on keys in exports or API.
- The Celery configuration was changed to no longer use `memory` queue. Please adjust your startup scripts and `CELERY_TASK_ROUTES` setting.
- The Weblate domain is now configured in the settings, see `SITE_DOMAIN` (or `WEBLATE_SITE_DOMAIN`). You will have to configure it before running Weblate.
- The username and email fields on user database now should be case insensitive unique. It was mistakenly not enforced with PostgreSQL.

See also:

Generic upgrade instructions

Upgrade from 4.2 to 4.3

Please follow *Generic upgrade instructions* in order to perform update.

Notable configuration or dependencies changes:

- There are some changes in quality checks, you might want to include them in case you modified the `CHECK_LIST`.
- The source language attribute was moved from project to a component what is exposed in the API. You will need to update *Weblate Client* in case you are using it.
- The database migration to 4.3 might take long depending on number of strings you are translating (expect around one hour of migration time per 100,000 source strings).
- There is a change in `INSTALLED_APPS`.
- There is a new setting `SESSION_COOKIE_AGE_AUTHENTICATED` which complements `SESSION_COOKIE_AGE`.
- In case you were using **hub** or **lab** to integrate with GitHub or GitLab, you will need to reconfigure this, see `GITHUB_CREDENTIALS` and `GITLAB_CREDENTIALS`.

Changed in version 4.3.1: The Celery configuration was changed to add `memory` queue. Please adjust your startup scripts and `CELERY_TASK_ROUTES` setting.

Changed in version 4.3.2: The `post_update` method of addons now takes extra `skip_push` parameter.

See also:

Generic upgrade instructions

Upgrade from 4.3 to 4.4

Please follow *Generic upgrade instructions* in order to perform update.

Notable configuration or dependencies changes:

- There is a change in `INSTALLED_APPS`, `weblate.configuration` has to be added there.
- Django 3.1 is now required.
- In case you are using MySQL or MariaDB, the minimal required versions have increased, see *MySQL and MariaDB*.

Changed in version 4.4.1: *Monolingual gettext* now uses both `msgid` and `msgctxt` when present. This will change identification of translation strings in such files breaking links to Weblate extended data such as screenshots or review states. Please make sure you commit pending changes in such files prior upgrading and it is recommended to force loading of affected component using `loadpo`. Increased minimal required version of `translate-toolkit` to address several file format issues.

See also:

Generic upgrade instructions

Upgrade from 4.4 to 4.5

Please follow *Generic upgrade instructions* in order to perform update.

Notable configuration or dependencies changes:

- The migration might take considerable time if you had big glossaries.
- Glossaries are now stored as regular components.
- The glossary API is removed, use regular translation API to access glossaries.
- There is a change in `INSTALLED_APPS` - `weblate.metrics` should be added.

Changed in version 4.5.1: There is a new dependency on the *pyahocorasick* module.

See also:

Generic upgrade instructions

2.3.4 Upgrading from Python 2 to Python 3

Weblate no longer supports Python older than 3.5. In case you are still running on older version, please perform migration to Python 3 first on existing version and upgrade later. See *Upgrading from Python 2 to Python 3* in the *Weblate 3.11.1* documentation.

2.3.5 Migrating from other databases to PostgreSQL

If you are running Weblate on other database than PostgreSQL, you should migrate to PostgreSQL as that will be the only supported database backend in the 4.0 release. The following steps will guide you in migrating your data between the databases. Please remember to stop both web and Celery servers prior to the migration, otherwise you might end up with inconsistent data.

Creating a database in PostgreSQL

It is usually a good idea to run Weblate in a separate database, and separate user account:

- ```
If PostgreSQL was not installed before, set the main password
sudo -u postgres psql postgres -c "\password postgres"

Create a database user called "weblate"
sudo -u postgres createuser -D -P weblate

Create the database "weblate" owned by "weblate"
sudo -u postgres createdb -O weblate weblate
```

## Migrating using Django JSON dumps

The simplest approach for migration is to utilize Django JSON dumps. This works well for smaller installations. On bigger sites you might want to use pgloader instead, see [Migrating to PostgreSQL using pgloader](#).

1. Add PostgreSQL as additional database connection to the `settings.py`:

```
DATABASES = {
 "default": {
 # Database engine
 "ENGINE": "django.db.backends.mysql",
 # Database name
 "NAME": "weblate",
 # Database user
 "USER": "weblate",
 # Database password
 "PASSWORD": "password",
 # Set to empty string for localhost
 "HOST": "database.example.com",
 # Set to empty string for default
 "PORT": "",
 # Additional database options
 "OPTIONS": {
 # In case of using an older MySQL server, which has MyISAM as a
 ↪ default storage
 # 'init_command': 'SET storage_engine=INNODB',
 # Uncomment for MySQL older than 5.7:
 # 'init_command': "SET sql_mode='STRICT_TRANS_TABLES'",
 # If your server supports it, see the Unicode issues above
 "charset": "utf8mb4",
 # Change connection timeout in case you get MySQL gone away error:
 "connect_timeout": 28800,
 },
 },
 "postgresql": {
 # Database engine
 "ENGINE": "django.db.backends.postgresql",
 # Database name
 "NAME": "weblate",
 # Database user
 "USER": "weblate",
 # Database password
 "PASSWORD": "password",
 # Set to empty string for localhost
 "HOST": "database.example.com",
 # Set to empty string for default
 "PORT": "",
 },
}
```

(continues on next page)

(continued from previous page)

```
}
}
```

2. Run migrations and drop any data inserted into the tables:

```
weblate migrate --database=postgresql
weblate sqlflush --database=postgresql | weblate dbshell --database=postgresql
```

3. Dump legacy database and import to PostgreSQL

```
weblate dumpdata --all --output weblate.json
weblate loaddata weblate.json --database=postgresql
```

4. Adjust `DATABASES` to use just PostgreSQL database as default, remove legacy connection.

Weblate should be now ready to run from the PostgreSQL database.

## Migrating to PostgreSQL using pgloader

The `pgloader` is a generic migration tool to migrate data to PostgreSQL. You can use it to migrate Weblate database.

1. Adjust your `settings.py` to use PostgreSQL as a database.
2. Migrate the schema in the PostgreSQL database:

```
weblate migrate
weblate sqlflush | weblate dbshell
```

3. Run the `pgloader` to transfer the data. The following script can be used to migrate the database, but you might want to learn more about `pgloader` to understand what it does and tweak it to match your setup:

```
LOAD DATABASE
FROM mysql://weblate:password@localhost/weblate
INTO postgresql://weblate:password@localhost/weblate

WITH include no drop, truncate, create no tables, create no indexes, no_
↳foreign keys, disable triggers, reset sequences, data only

ALTER SCHEMA 'weblate' RENAME TO 'public'
;
```

### 2.3.6 Migrating from Pootle

As Weblate was originally written as replacement from Pootle, it is supported to migrate user accounts from Pootle. You can dump the users from Pootle and import them using `importusers`.

## 2.4 Backing up and moving Weblate

### 2.4.1 Automated backup using BorgBackup


New in version 3.9.

Weblate has built-in support for creating service backups using `BorgBackup`. Borg creates space-effective encrypted backups which can be safely stored in the cloud. The backups can be controlled in the management interface from the *Backups* tab.

Changed in version 4.4.1: Both PostgreSQL and MySQL/MariaDB databases are included in the automated backups.

The backups using Borg are incremental and Weblate is configured to keep following backups:

- Daily backups for 14 days back
- Weekly backups for 8 weeks back
- Monthly backups for 6 months back

 Weblate Dashboard Projects Languages Checks

Manage / Backups

Backup process triggered

[Weblate status](#) **Backups** [Translation memory](#) [Performance report](#) [SSH keys](#) [Alerts](#) [Repositories](#) [Users](#) [Appearance](#)

[Tools](#) [Billing](#)

Backup service: /tmp/tmpo07jlq8uweblate

Backup service credentials

March 26, 2021

Backup repository

/tmp/tmpo07jlq8uweblate

Passphrase

DVZ(Zi7MqJ0^#XXhcLkiKdL\$481qU7GM&rw0QipH96JoY7d17z

The passphrase is used to encrypt the backups and is necessary to restore them.

SSH key

Download private key

The private key is needed to access the remote backup repository.

Deleted the oldest backups

March 26, 2021

Backup performed

March 26, 2021

Repository initialization

March 26, 2021

Turn off

Perform backup

Delete

Activate support package

March 26, 2021

The support packages include priority e-mail support, or cloud backups of your Weblate installation.

Activation token

Please enter the activation token obtained when making the subscription.

Activate

Purchase support package

Add backup service

March 26, 2021

Backup repository URL

Use /path/to/repo for local backups or user@host:/path/to/repo for remote SSH backups.

Add

## Borg encryption key

**BorgBackup** creates encrypted backups and you wouldn't be able to restore them without the passphrase. The passphrase is generated when adding a new backup service and you should copy it and keep it in a secure place.

If you are using *Weblate provisioned backup storage*, please backup your private SSH key too, as it's used to access your backups.

**See also:**

`borg init`

## 2.4.2 Weblate provisioned backup storage

The easiest way of backing up your Weblate instance is purchasing the [backup service at weblate.org](https://weblate.org/support/#backup). This is how you get it running:

1. Purchase the *Backup service* on <https://weblate.org/support/#backup>.
2. Enter the obtained key in the management interface, see *Integrating support*.
3. Weblate connects to the cloud service and obtains access info for the backups.
4. Turn on the new backup configuration from the *Backups* tab.
5. Backup your Borg credentials to be able to restore the backups, see *Borg encryption key*.

---

**Hint:** The manual step of turning everything on is there for your safety. Without your consent no data is sent to the backup repository obtained through the registration process.

---

## 2.4.3 Using custom backup storage

You can also use your own storage for the backups. SSH can be used to store backups in the remote destination, the target server needs to have **BorgBackup** installed.

**See also:**

[General](#) in the Borg documentation

### Local filesystem

It is recommended to specify the absolute path for the local backup, for example `/path/to/backup`. The directory has to be writable by the user running Weblate (see *Filesystem permissions*). If it doesn't exist, Weblate attempts to create it but needs the appropriate permissions to do so.

---

**Hint:** When running Weblate in Docker, please ensure the backup location is exposed as a volume from the Weblate container. Otherwise the backups will be discarded by Docker upon restarting the container it is in.

One option is to place backups into an existing volume, for example `/app/data/borgbackup`. This is an existing volume in the container.

You can also add a new container for the backups in the Docker Compose file for example by using `/borgbackup`:

```
services:
 weblate:
 volumes:
 - /home/weblate/data:/app/data
 - /home/weblate/borgbackup:/borgbackup
```

The directory where backups will be stored have to be owned by UID 1000, otherwise Weblate won't be able to write the backups there.

---

### Remote backups

In order to create the remote backups, you will have to install [BorgBackup](#) onto another server that's accessible via SSH. Make sure that it accepts the Weblate's client SSH key, i.e. the one it uses to connect to other servers.

---

**Hint:** *Weblate provisioned backup storage* provides you automated remote backups.

---

**See also:**

*Weblate SSH key*

### 2.4.4 Restoring from BorgBackup

1. Restore access to your backup repository and prepare your backup passphrase.
2. List all the backups on the server using `borg list REPOSITORY`.
3. Restore the desired backup to the current directory using `borg extract REPOSITORY::ARCHIVE`.
4. Restore the database from the SQL dump placed in the backup directory in the Weblate data dir (see *Dumped data for backups*).
5. Copy the Weblate configuration (`backups/settings.py`, see *Dumped data for backups*) to the correct location, see *Adjusting configuration*.
6. Copy the whole restored data dir to the location configured by `DATA_DIR`.

The Borg session might look like this:

```
$ borg list /tmp/xxx
Enter passphrase for key /tmp/xxx:
2019-09-26T14:56:08 Thu, 2019-09-26 14:56:08
→ [de0e0f13643635d5090e9896bdaceb92a023050749ad3f3350e788f1a65576a5]
$ borg extract /tmp/xxx::2019-09-26T14:56:08
Enter passphrase for key /tmp/xxx:
```

**See also:**

`borg list`, `borg extract`

### 2.4.5 Manual backup

Depending on what you want to save, back up the type of data Weblate stores in each respective place.

---

**Hint:** If you are doing the manual backups, you might want to silence Weblate's warning about a lack of backups by adding `weblate.I028` to `SILENCED_SYSTEM_CHECKS` in `settings.py` or *WE-BLATE\_SILENCED\_SYSTEM\_CHECKS* for Docker.

```
SILENCED_SYSTEM_CHECKS.append("weblate.I028")
```

---

## Database

The actual storage location depends on your database setup.

---

**Hint:** The database is the most important storage. Set up regular backups of your database. Without the database, all the translations are gone.

---

### Native database backup

The recommended approach is to save a dump of the database using database-native tools such as `pg_dump` or `mysqldump`. It usually performs better than Django backup, and it restores complete tables with all their data.

You can restore this backup in a newer Weblate release, it will perform all the necessary migrations when running in `migrate`. Please consult *Upgrading Weblate* on more detailed info on how to upgrade between versions.

### Django database backup

Alternatively, you can back up your database using Django's `dumpdata` command. That way the backup is database agnostic and can be used in case you want to change the database backend.

Prior to restoring the database you need to be running exactly the same Weblate version the backup was made on. This is necessary as the database structure does change between releases and you would end up corrupting the data in some way. After installing the same version, run all database migrations using `migrate`.

Afterwards some entries will already be created in the database and you will have them in the database backup as well. The recommended approach is to delete such entries manually using the management shell (see *Invoking management commands*):

```
weblate shell
>>> from weblate.auth.models import User
>>> User.objects.get(username='anonymous').delete()
```

## Files

If you have enough backup space, simply back up the whole `DATA_DIR`. This is a safe bet even if it includes some files you don't want. The following sections describe what you should back up and what you can skip in detail.

### Dumped data for backups

Stored in `DATA_DIR/backups`.

Weblate dumps various data here, and you can include these files for more complete backups. The files are updated daily (requires a running Celery beats server, see *Background tasks using Celery*). Currently, this includes:

- Weblate settings as `settings.py` (there is also expanded version in `settings-expanded.py`).
- PostgreSQL database backup as `database.sql`.

The database backups are saved as plain text by default, but they can also be compressed or entirely skipped using `DATABASE_BACKUP`.

### Version control repositories

Stored in `DATA_DIR/vcs`.

The version control repositories contain a copy of your upstream repositories with Weblate changes. If you have *Push on commit* enabled for all your translation components, all Weblate changes are included upstream. No need to back up the repositories on the Weblate side as they can be cloned again from the upstream location(s) with no data loss.

### SSH and GPG keys

Stored in `DATA_DIR/ssh` and `DATA_DIR/home`.

If you are using SSH or GPG keys generated by Weblate, you should back up these locations. Otherwise you will lose the private keys and you will have to regenerate new ones.

### User uploaded files

Stored in `DATA_DIR/media`.

You should back up all user uploaded files (e.g. *Visual context for strings*).

### Celery tasks

The Celery task queue might contain some info, but is usually not needed for a backup. At most you will lose updates not yet been processed to translation memory. It is recommended to perform the fulltext or repository update upon restoration anyhow, so there is no problem in losing these.

**See also:**

*Background tasks using Celery*

### Command line for manual backup

Using a cron job, you can set up a Bash command to be executed on a daily basis, for example:

```
$ XZ_OPT="-9" tar -Jcf ~/backup/weblate-backup-$(date -u +%Y-%m-%d_%H%M%S).xz \
↪backups vcs ssh home media fonts secret
```

The string between the quotes after `XZ_OPT` allows you to choose your xz options, for instance the amount of memory used for compression; see <https://linux.die.net/man/1/xz>

You can adjust the list of folders and files to your needs. To avoid saving the translation memory (in backups folder), you can use:

```
$ XZ_OPT="-9" tar -Jcf ~/backup/weblate-backup-$(date -u +%Y-%m-%d_%H%M%S).xz \
↪backups/database.sql backups/settings.py vcs ssh home media fonts secret
```

## 2.4.6 Restoring manual backup

1. Restore all data you have backed up.
2. Update all repositories using `updategit`.

```
weblate updategit --all
```

## 2.4.7 Moving a Weblate installation

Relocate your installation to a different system by following the backing up and restoration instructions above.

**See also:**

*Upgrading from Python 2 to Python 3, Migrating from other databases to PostgreSQL*

# 2.5 Authentication

## 2.5.1 User registration

The default setup for Weblate is to use python-social-auth, a form on the website to handle registration of new users. After confirming their e-mail a new user can contribute or authenticate by using one of the third party services.

You can also turn off registration of new users using `REGISTRATION_OPEN`.

The authentication attempts are subject to *Rate limiting*.

## 2.5.2 Authentication backends

The built-in solution of Django is used for authentication, including various social options to do so. Using it means you can import the user database of other Django-based projects (see *Migrating from Pootle*).

Django can additionally be set up to authenticate against other means too.

**See also:**

*Authentication settings* describes how to configure authentication in the official Docker image.

## 2.5.3 Social authentication

Thanks to [Welcome to Python Social Auth's documentation!](#), Weblate support authentication using many third party services such as GitLab, Ubuntu, Fedora, etc.

Please check their documentation for generic configuration instructions in [Django Framework](#).

---

**Note:** By default, Weblate relies on third-party authentication services to provide a validated e-mail address. If some of the services you want to use don't support this, please enforce e-mail validation on the Weblate side by configuring `FORCE_EMAIL_VALIDATION` for them. For example:

```
SOCIAL_AUTH_OPENSUSE_FORCE_EMAIL_VALIDATION = True
```

**See also:**

[Pipeline](#)

---

Enabling individual backends is quite easy, it's just a matter of adding an entry to the `AUTHENTICATION_BACKENDS` setting and possibly adding keys needed for a given authentication method. Please note that

some backends do not provide user e-mail by default, you have to request it explicitly, otherwise Weblate will not be able to properly credit contributions users make.

**See also:**

[Python Social Auth backend](#)

### OpenID authentication

For OpenID-based services it's usually just a matter of enabling them. The following section enables OpenID authentication for OpenSUSE, Fedora and Ubuntu:

```
Authentication configuration
AUTHENTICATION_BACKENDS = (
 "social_core.backends.email.EmailAuth",
 "social_core.backends.suse.OpenSUSEOpenId",
 "social_core.backends.ubuntu.UbuntuOpenId",
 "social_core.backends.fedora.FedoraOpenId",
 "weblate.accounts.auth.WeblateUserBackend",
)
```

**See also:**

[OpenID](#)

### GitHub authentication

You need to register an OAuth application on GitHub and then tell Weblate all its secrets:

```
Authentication configuration
AUTHENTICATION_BACKENDS = (
 "social_core.backends.github.GithubOAuth2",
 "social_core.backends.email.EmailAuth",
 "weblate.accounts.auth.WeblateUserBackend",
)

Social auth backends setup
SOCIAL_AUTH_GITHUB_KEY = "GitHub Client ID"
SOCIAL_AUTH_GITHUB_SECRET = "GitHub Client Secret"
SOCIAL_AUTH_GITHUB_SCOPE = ["user:email"]
```

The GitHub should be configured to have callback URL as `https://example.com/accounts/complete/github/`.

---

**Note:** Weblate provided callback URL during the authentication includes configured domain. In case you get errors about URL mismatch, you might want to fix this, see [Set correct site domain](#).

---

**See also:**

[GitHub](#)

## Bitbucket authentication

You need to register an application on Bitbucket and then tell Weblate all its secrets:

```
Authentication configuration
AUTHENTICATION_BACKENDS = (
 "social_core.backends.bitbucket.BitbucketOAuth",
 "social_core.backends.email.EmailAuth",
 "weblate.accounts.auth.WeblateUserBackend",
)

Social auth backends setup
SOCIAL_AUTH_BITBUCKET_KEY = "Bitbucket Client ID"
SOCIAL_AUTH_BITBUCKET_SECRET = "Bitbucket Client Secret"
SOCIAL_AUTH_BITBUCKET_VERIFIED_EMAILS_ONLY = True
```

---

**Note:** Weblate provided callback URL during the authentication includes configured domain. In case you get errors about URL mismatch, you might want to fix this, see *Set correct site domain*.

---

**See also:**

Bitbucket

## Google OAuth 2

To use Google OAuth 2, you need to register an application on <<https://console.developers.google.com/>> and enable the Google+ API.

The redirect URL is `https://WEBLATE_SERVER/accounts/complete/google-oauth2/`

```
Authentication configuration
AUTHENTICATION_BACKENDS = (
 "social_core.backends.google.GoogleOAuth2",
 "social_core.backends.email.EmailAuth",
 "weblate.accounts.auth.WeblateUserBackend",
)

Social auth backends setup
SOCIAL_AUTH_GOOGLE_OAUTH2_KEY = "Client ID"
SOCIAL_AUTH_GOOGLE_OAUTH2_SECRET = "Client secret"
```

---

**Note:** Weblate provided callback URL during the authentication includes configured domain. In case you get errors about URL mismatch, you might want to fix this, see *Set correct site domain*.

---

**See also:**

Google

### Facebook OAuth 2

As per usual with OAuth 2 services, you need to register your application with Facebook. Once this is done, you can set up Weblate to use it:

The redirect URL is `https://WEBLATE_SERVER/accounts/complete/facebook/`

```
Authentication configuration
AUTHENTICATION_BACKENDS = (
 "social_core.backends.facebook.FacebookOAuth2",
 "social_core.backends.email.EmailAuth",
 "weblate.accounts.auth.WeblateUserBackend",
)

Social auth backends setup
SOCIAL_AUTH_FACEBOOK_KEY = "key"
SOCIAL_AUTH_FACEBOOK_SECRET = "secret"
SOCIAL_AUTH_FACEBOOK_SCOPE = ["email", "public_profile"]
```

---

**Note:** Weblate provided callback URL during the authentication includes configured domain. In case you get errors about URL mismatch, you might want to fix this, see *Set correct site domain*.

---

**See also:**

[Facebook](#)

### GitLab OAuth 2

For using GitLab OAuth 2, you need to register an application on <https://gitlab.com/profile/applications>.

The redirect URL is `https://WEBLATE_SERVER/accounts/complete/gitlab/` and ensure you mark the `read_user` scope.

```
Authentication configuration
AUTHENTICATION_BACKENDS = (
 "social_core.backends.gitlab.GitLabOAuth2",
 "social_core.backends.email.EmailAuth",
 "weblate.accounts.auth.WeblateUserBackend",
)

Social auth backends setup
SOCIAL_AUTH_GITLAB_KEY = "Application ID"
SOCIAL_AUTH_GITLAB_SECRET = "Secret"
SOCIAL_AUTH_GITLAB_SCOPE = ["read_user"]

If you are using your own GitLab
SOCIAL_AUTH_GITLAB_API_URL = 'https://gitlab.example.com/'
```

---

**Note:** Weblate provided callback URL during the authentication includes configured domain. In case you get errors about URL mismatch, you might want to fix this, see *Set correct site domain*.

---

**See also:**

[GitLab](#)

## Microsoft Azure Active Directory

Weblate can be configured to use common or specific tenants for authentication.

The redirect URL is `https://WEBLATE_SERVER/accounts/complete/azuread-oauth2/` for common and `https://WEBLATE_SERVER/accounts/complete/azuread-tenant-oauth2/` for tenant-specific authentication.

```
Azure AD common

Authentication configuration
AUTHENTICATION_BACKENDS = (
 "social_core.backends.azuread.AzureADOAuth2",
 "social_core.backends.email.EmailAuth",
 "weblate.accounts.auth.WeblateUserBackend",
)

OAuth2 keys
SOCIAL_AUTH_AZUREAD_OAUTH2_KEY = ""
SOCIAL_AUTH_AZUREAD_OAUTH2_SECRET = ""
```

```
Azure AD Tenant

Authentication configuration
AUTHENTICATION_BACKENDS = (
 "social_core.backends.azuread_tenant.AzureADTenantOAuth2",
 "social_core.backends.email.EmailAuth",
 "weblate.accounts.auth.WeblateUserBackend",
)

OAuth2 keys
SOCIAL_AUTH_AZUREAD_TENANT_OAUTH2_KEY = ""
SOCIAL_AUTH_AZUREAD_TENANT_OAUTH2_SECRET = ""
Tenant ID
SOCIAL_AUTH_AZUREAD_TENANT_OAUTH2_TENANT_ID = ""
```

---

**Note:** Weblate provided callback URL during the authentication includes configured domain. In case you get errors about URL mismatch, you might want to fix this, see *Set correct site domain*.

---

### See also:

Microsoft Azure Active Directory

## Slack

For using Slack OAuth 2, you need to register an application on <https://api.slack.com/apps>.

The redirect URL is `https://WEBLATE_SERVER/accounts/complete/slack/`.

```
Authentication configuration
AUTHENTICATION_BACKENDS = (
 "social_core.backends.slack.SlackOAuth2",
 "social_core.backends.email.EmailAuth",
 "weblate.accounts.auth.WeblateUserBackend",
)

Social auth backends setup
SOCIAL_AUTH_SLACK_KEY = ""
SOCIAL_AUTH_SLACK_SECRET = ""
```

---

**Note:** Weblate provided callback URL during the authentication includes configured domain. In case you get errors about URL mismatch, you might want to fix this, see *Set correct site domain*.

---

**See also:**

[Slack](#)

### Turning off password authentication

E-mail and password authentication can be turned off by removing `social_core.backends.email.EmailAuth` from `AUTHENTICATION_BACKENDS`. Always keep `weblate.accounts.auth.WeblateUserBackend` there, it is needed for core Weblate functionality.

---

**Tip:** You can still use password authentication for the admin interface, for users you manually create there. Just navigate to `/admin/`.

---

For example authentication using only the openSUSE Open ID provider can be achieved using the following:

```
Authentication configuration
AUTHENTICATION_BACKENDS = (
 "social_core.backends.suse.OpenSUSEOpenId",
 "weblate.accounts.auth.WeblateUserBackend",
)
```

## 2.5.4 Password authentication

The default `settings.py` comes with a reasonable set of `AUTH_PASSWORD_VALIDATORS`:

- Passwords can't be too similar to your other personal info.
- Passwords must contain at least 10 characters.
- Passwords can't be a commonly used password.
- Passwords can't be entirely numeric.
- Passwords can't consist of a single character or only whitespace.
- Passwords can't match a password you have used in the past.

You can customize this setting to match your password policy.

Additionally you can also install `django-zxcvbn-password` which gives quite realistic estimates of password difficulty and allows rejecting passwords below a certain threshold.

## 2.5.5 SAML authentication

New in version 4.1.1.

Please follow the Python Social Auth instructions for configuration. Notable differences:

- Weblate supports single IDP which has to be called `weblate` in `SOCIAL_AUTH_SAML_ENABLED_IDPS`.
- The SAML XML metadata URL is `/accounts/metadata/saml/`.
- Following settings are automatically filled in: `SOCIAL_AUTH_SAML_SP_ENTITY_ID`, `SOCIAL_AUTH_SAML_TECHNICAL_CONTACT`, `SOCIAL_AUTH_SAML_SUPPORT_CONTACT`

Example configuration:

```
Authentication configuration
AUTHENTICATION_BACKENDS = (
 "social_core.backends.email.EmailAuth",
 "social_core.backends.saml.SAMLAuth",
 "weblate.accounts.auth.WeblateUserBackend",
)

Social auth backends setup
SOCIAL_AUTH_SAML_SP_PUBLIC_CERT = "-----BEGIN CERTIFICATE-----"
SOCIAL_AUTH_SAML_SP_PRIVATE_KEY = "-----BEGIN PRIVATE KEY-----"
SOCIAL_AUTH_SAML_ENABLED_IDPS = {
 "weblate": {
 "entity_id": "https://idp.testshib.org/idp/shibboleth",
 "url": "https://idp.testshib.org/idp/profile/SAML2/Redirect/SSO",
 "x509cert": "MIIEDjCCAvagAwIBAgIBADA ... 8Bbn1+ev0peYzxFyF5sQA==",
 "attr_name": "full_name",
 "attr_username": "username",
 "attr_email": "email",
 }
}
```

**See also:**

*Configuring SAML in Docker, SAML*

## 2.5.6 LDAP authentication

LDAP authentication can be best achieved using the *django-auth-ldap* package. You can install it via usual means:

```
Using PyPI
pip install django-auth-ldap>=1.3.0

Using apt-get
apt-get install python-django-auth-ldap
```

**Warning:** With *django-auth-ldap* older than 1.3.0 the *Automatic group assignments* will not work properly for newly created users.

**Note:** There are some incompatibilities in the Python LDAP 3.1.0 module, which might prevent you from using that version. If you get error `AttributeError: 'module' object has no attribute '_trace_level'`, downgrading *python-ldap* to 3.0.0 might help.

Once you have the package installed, you can hook it into the Django authentication:

```
Add LDAP backed, keep Django one if you want to be able to sign in
even without LDAP for admin account
AUTHENTICATION_BACKENDS = (
 "django_auth_ldap.backend.LDAPBackend",
 "weblate.accounts.auth.WeblateUserBackend",
)

LDAP server address
AUTH_LDAP_SERVER_URI = "ldaps://ldap.example.net"

DN to use for authentication
AUTH_LDAP_USER_DN_TEMPLATE = "cn=%(user)s,o=Example"
```

(continues on next page)

(continued from previous page)

```
Depending on your LDAP server, you might use a different DN
like:
AUTH_LDAP_USER_DN_TEMPLATE = 'ou=users,dc=example,dc=com'

List of attributes to import from LDAP upon sign in
Weblate stores full name of the user in the full_name attribute
AUTH_LDAP_USER_ATTR_MAP = {
 "full_name": "name",
 # Use the following if your LDAP server does not have full name
 # Weblate will merge them later
 # 'first_name': 'givenName',
 # 'last_name': 'sn',
 # Email is required for Weblate (used in VCS commits)
 "email": "mail",
}

Hide the registration form
REGISTRATION_OPEN = False
```

---

**Note:** You should remove 'social\_core.backends.email.EmailAuth' from the `AUTHENTICATION_BACKENDS` setting, otherwise users will be able to set their password in Weblate, and authenticate using that. Keeping 'weblate.accounts.auth.WeblateUserBackend' is still needed in order to make permissions and facilitate anonymous users. It will also allow you to sign in using a local admin account, if you have created it (e.g. by using `createadmin`).

---

## Using bind password

If you can not use direct bind for authentication, you will need to use search, and provide a user to bind for the search. For example:

```
import ldap
from django_auth_ldap.config import LDAPSearch

AUTH_LDAP_BIND_DN = ""
AUTH_LDAP_BIND_PASSWORD = ""
AUTH_LDAP_USER_SEARCH = LDAPSearch(
 "ou=users,dc=example,dc=com", ldap.SCOPE_SUBTREE, "(uid=%(user)s)"
)
```

## Active Directory integration

```
import ldap
from django_auth_ldap.config import LDAPSearch, NestedActiveDirectoryGroupType

AUTH_LDAP_BIND_DN = "CN=ldap,CN=Users,DC=example,DC=com"
AUTH_LDAP_BIND_PASSWORD = "password"

User and group search objects and types
AUTH_LDAP_USER_SEARCH = LDAPSearch(
 "CN=Users,DC=example,DC=com", ldap.SCOPE_SUBTREE, "(sAMAccountName=%(user)s)"
)

Make selected group a superuser in Weblate
AUTH_LDAP_USER_FLAGS_BY_GROUP = {
 # is_superuser means user has all permissions
```

(continues on next page)

(continued from previous page)

```

 "is_superuser": "CN=weblate_AdminUsers,OU=Groups,DC=example,DC=com",
}

Map groups from AD to Weblate
AUTH_LDAP_GROUP_SEARCH = LDAPSearch(
 "OU=Groups,DC=example,DC=com", ldap.SCOPE_SUBTREE, "(objectClass=group)"
)
AUTH_LDAP_GROUP_TYPE = NestedActiveDirectoryGroupType()
AUTH_LDAP_FIND_GROUP_PERMS = True

Optionally enable group mirroring from LDAP to Weblate
AUTH_LDAP_MIRROR_GROUPS = True

```

**See also:**

Django Authentication Using LDAP, Authentication

## 2.5.7 CAS authentication

CAS authentication can be achieved using a package such as *django-cas-ng*.

Step one is disclosing the e-mail field of the user via CAS. This has to be configured on the CAS server itself, and requires you run at least CAS v2 since CAS v1 doesn't support attributes at all.

Step two is updating Weblate to use your CAS server and attributes.

To install *django-cas-ng*:

```
pip install django-cas-ng
```

Once you have the package installed you can hook it up to the Django authentication system by modifying the settings.py file:

```

Add CAS backed, keep the Django one if you want to be able to sign in
even without LDAP for the admin account
AUTHENTICATION_BACKENDS = (
 "django_cas_ng.backends.CASBackend",
 "weblate.accounts.auth.WeblateUserBackend",
)

CAS server address
CAS_SERVER_URL = "https://cas.example.net/cas/"

Add django_cas_ng somewhere in the list of INSTALLED_APPS
INSTALLED_APPS = (... , "django_cas_ng")

```

Finally, a signal can be used to map the e-mail field to the user object. For this to work you have to import the signal from the *django-cas-ng* package and connect your code with this signal. Doing this in settings file can cause problems, therefore it's suggested to put it:

- In your app config's `django.apps.AppConfig.ready()` method
- In the project's `urls.py` file (when no models exist)

```

from django_cas_ng.signals import cas_user_authenticated
from django.dispatch import receiver

@receiver(cas_user_authenticated)
def update_user_email_address(sender, user=None, attributes=None, **kwargs):
 # If your CAS server does not always include the email attribute

```

(continues on next page)

(continued from previous page)

```
you can wrap the next two lines of code in a try/catch block.
user.email = attributes["email"]
user.save()
```

### See also:

[Django CAS NG](#)

## 2.5.8 Configuring third party Django authentication

Generally any Django authentication plugin should work with Weblate. Just follow the instructions for the plugin, just remember to keep the Weblate user backend installed.

### See also:

[LDAP authentication](#), [CAS authentication](#)

Typically the installation will consist of adding an authentication backend to `AUTHENTICATION_BACKENDS` and installing an authentication app (if there is any) into `INSTALLED_APPS`:

```
AUTHENTICATION_BACKENDS = (
 # Add authentication backend here
 "weblate.accounts.auth.WeblateUserBackend",
)

INSTALLED_APPS += (
 # Install authentication app here
)
```

## 2.6 Access control

Weblate comes with a fine-grained privilege system to assign user permissions for the whole instance, or in a limited scope.

Changed in version 3.0: Before Weblate 3.0, the privilege system was based on Django privilege system only, but is specifically built for Weblate now. If using anything older, please consult the documentation for the specific version you are using.

### 2.6.1 Simple access control

If you are not administrating the whole Weblate installation and just have access to manage certain projects (like on [Hosted Weblate](#)), your access control management options are limited to following settings. If you don't need any complex setup, those are sufficient for you.

#### Project access control

---

**Note:** This feature is unavailable for the projects running Libre plan on Hosted Weblate.

---

You can limit user's access to individual projects by selecting a different *Access control* setting. Available options are:

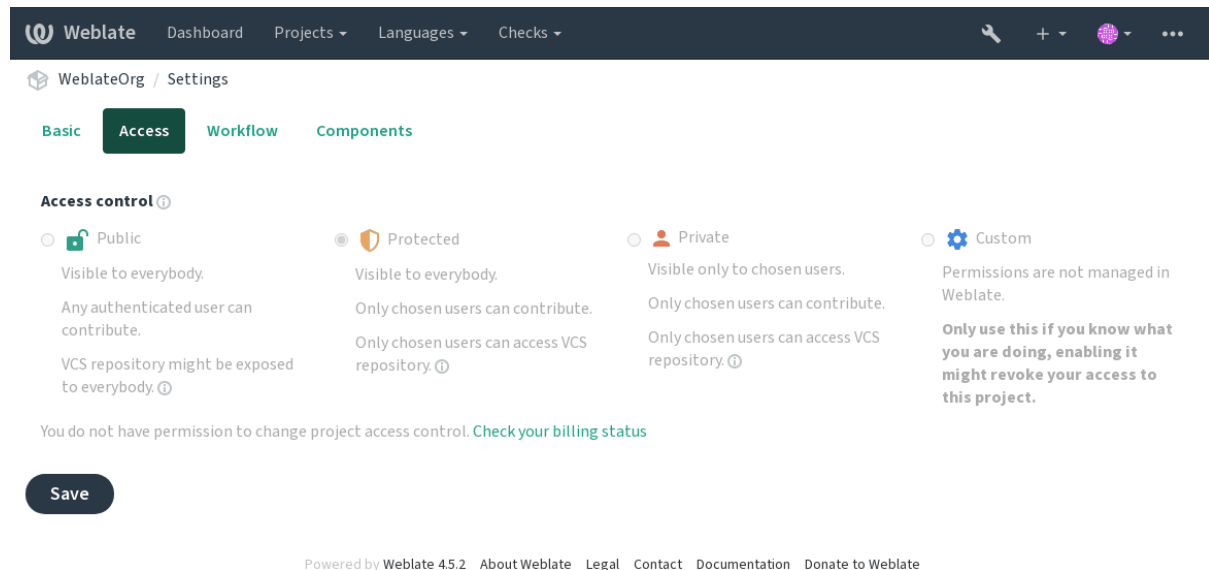
**Public** Publicly visible, translatable for all logged-in users.

**Protected** Publicly visible, but translatable only for selected users.

**Private** Visible and translatable only for selected users.

**Custom** *User management* features will be disabled; by default all users are forbidden to performed any actions on the project. You will have to set up all the permissions using *Custom access control*.

*Access control* can be changed in the *Access* tab of the configuration (*Manage* ↓ *Settings*) of each respective project.



The default value can be changed by `DEFAULT_ACCESS_CONTROL`.

**Note:** Even for *Private* projects, some info about your project will be exposed: statistics and language summary for the whole instance will include counts for all projects despite the access control setting. Your project name and other information can't be revealed through this.

**Note:** The actual set of permissions available for users by default in *Public*, *Protected*, and *Private* projects can be redefined by Weblate instance administrator using *custom settings*.

**Warning:** By turning on *Custom* access control, Weblate will remove all *special groups* it has created for a selected project. If you are doing this without admin permission for the whole Weblate instance, you will instantly lose your access to manage the project.

**See also:**

*Access control*

## Managing per-project access control

Users with the *Manage project access* privilege (see *List of privileges*) can manage users in projects with non-*Custom* access control. They can assign users to one of the following groups.

For *Public*, *Protected* and *Private* projects:

**Administration** Includes all permissions available for the project.

**Review (only if *review workflow* is turned on)** Can approve translations during review.

For *Protected* and *Private* projects only:

**Translate** Can translate the project and upload translations made offline.

**Sources** Can edit source strings (if allowed in the *project settings*) and source string info.

**Languages** Can manage translated languages (add or remove translations).

**Glossary** Can manage glossary (add or remove entries, also upload).

**Memory** Can manage translation memory.

**Screenshots** Can manage screenshots (add or remove them, and associate them to source strings).

**VCS** Can manage VCS and access the exported repository.

**Billing** Can access billing info and settings (see [Billing](#)).

Unfortunately, it's not possible to change this predefined set of groups for now. Also this way it's not possible to give just some additional permissions to all users.

**Note:** For non-*Custom* access control an instance of each group described above is actually defined for each project. The actual name of those groups will be `Project@Group`, also displayed in the Django admin interface this way. Although they can't be edited from Weblate user-interface.

The screenshot shows the Weblate web interface. The top navigation bar includes 'Weblate', 'Dashboard', 'Projects', 'Languages', and 'Checks'. The main header indicates 'WeblateOrg / Access control'. Below this, there are tabs for 'Users' (active) and 'API access'. The 'Users' section displays a table of users with columns: Username, Full name, E-mail, Last login, Administration, Billing, Glossary, Languages, Memory, Screenshots, Sources, Translate, and VCS. A single user, 'testuser', is listed with a full name of 'Weblate Test', email 'weblate@example.org', and last login '27 seconds ago'. Below the table, a note states: 'Once all its permissions are removed, the user will be removed from the project.' At the bottom, there are two forms: 'Add a user' and 'Invite new user'. The 'Add a user' form has a text input for 'User to add' and an 'Add' button. The 'Invite new user' form has inputs for 'E-mail', 'Username', and 'Full name', with an 'Invite' button. A note under the 'Username' input states: 'Username may only contain letters, numbers or the following characters: @ . + - \_'.

| Username | Full name    | E-mail              | Last login     | Administration           | Billing                  | Glossary                 | Languages                | Memory                   | Screenshots              | Sources                  | Translate                           | VCS                      |
|----------|--------------|---------------------|----------------|--------------------------|--------------------------|--------------------------|--------------------------|--------------------------|--------------------------|--------------------------|-------------------------------------|--------------------------|
| testuser | Weblate Test | weblate@example.org | 27 seconds ago | <input type="checkbox"/> | <input type="checkbox"/> | <input type="checkbox"/> | <input type="checkbox"/> | <input type="checkbox"/> | <input type="checkbox"/> | <input type="checkbox"/> | <input checked="" type="checkbox"/> | <input type="checkbox"/> |

Once all its permissions are removed, the user will be removed from the project.

**Add a user**

**User to add**

Please type in an existing Weblate account name or e-mail address.

**Add**

**Invite new user**

**E-mail**

**Username**

Username may only contain letters, numbers or the following characters: @ . + - \_

**Full name**

**Invite**

Powered by Weblate 4.5.2 [About Weblate](#) [Legal](#) [Contact](#) [Documentation](#) [Donate to Weblate](#)

These features are available on the *Access control* page, which can be accessed from the project's menu *Manage* ↓ *Users*.

## New user invitation

Also, besides adding an existing user to the project, it is possible to invite new ones. Any new user will be created immediately, but the account will remain inactive until signing in with a link in the invitation sent via an e-mail. It is not required to have any site-wide privileges in order to do so, access management permission on the project's scope (e.g. a membership in the *Administration* group) would be sufficient.

---

**Hint:** If the invited user missed the validity of the invitation, they can set their password using invited e-mail address in the password reset form as the account is created already.

---

New in version 3.11: It is possible to resend the e-mail for user invitations (invalidating any previously sent invitation). The same kind of invitations are available site-wide from the *management interface* on the *Users* tab.

## Per-project permission management

You can set your projects to *Protected* or *Private*, and *manage users* per-project in the Weblate user interface.

By default this prevents Weblate from granting access provided by *Users* and *Viewers default groups* due to these groups' own configuration. This doesn't prevent you from granting permissions to those projects site-wide by altering default groups, creating a new one, or creating additional custom settings for individual component as described in *Custom access control* below.

One of the main benefits of managing permissions through the Weblate user interface is that you can delegate it to other users without giving them the superuser privilege. In order to do so, add them to the *Administration* group of the project.

### 2.6.2 Custom access control

---

**Note:** This feature is unavailable for the projects running Libre plan on Hosted Weblate.

---

The permission system is based on groups and roles, where roles define a set of permissions, and groups link them to users and translations, see *Users, roles, groups, and permissions* for more details.

The most powerful features of the Weblate's access control system for now are available only through the *Django admin interface*. You can use it to manage permissions of any project. You don't necessarily have to switch it to *Custom access control* to utilize it. However you must have superuser privileges in order to use it.

If you are not interested in details of implementation, and just want to create a simple-enough configuration based on the defaults, or don't have a site-wide access to the whole Weblate installation (like on *Hosted Weblate*), please refer to the *Simple access control* section.

## Common setups

This section contains an overview of some common configurations you may be interested in.

## Site-wide permission management

To manage permissions for a whole instance at once, add users to appropriate *default groups*:

- *Users* (this is done by default by the *automatic group assignment*).
- *Reviewers* (if you are using *review workflow* with dedicated reviewers).
- *Managers* (if you want to delegate most of the management operations to somebody else).

You should keep all projects configured as *Public* (see *Project access control*), otherwise the site-wide permissions provided by membership in the *Users* and *Reviewers* groups won't have any effect.

You may also grant some additional permissions of your choice to the default groups. For example, you may want to give a permission to manage screenshots to all the *Users*.

You can define some new custom groups as well. If you want to keep managing your permissions site-wide for these groups, choose an appropriate value for the *Project selection* (e.g. *All projects* or *All public projects*).

## Custom permissions for languages, components or projects

You can create your own dedicated groups to manage permissions for distinct objects such as languages, components, and projects. Although these groups can only grant additional privileges, you can't revoke any permission granted by site-wide or per-project groups by adding another custom group.

### Example:

If you want (for whatever reason) to allow translation to a specific language (lets say *Czech*) only to a closed set of reliable translators while keeping translations to other languages public, you will have to:

1. Remove the permission to translate *Czech* from all the users. In the default configuration this can be done by altering the *Users* *default group*.

Table 1: Group *Users*

|                    |                      |
|--------------------|----------------------|
| Language selection | <i>As defined</i>    |
| Languages          | All but <i>Czech</i> |

2. Add a dedicated group for *Czech* translators.

Table 2: Group *Czech translators*

|                    |                            |
|--------------------|----------------------------|
| Roles              | <i>Power users</i>         |
| Project selection  | <i>All public projects</i> |
| Language selection | <i>As defined</i>          |
| Languages          | <i>Czech</i>               |

3. Add users you wish to give the permissions to into this group.

As you can see, permissions management this way is powerful, but can be quite a tedious job. You can't delegate it to another user, unless granting superuser permissions.

## Users, roles, groups, and permissions

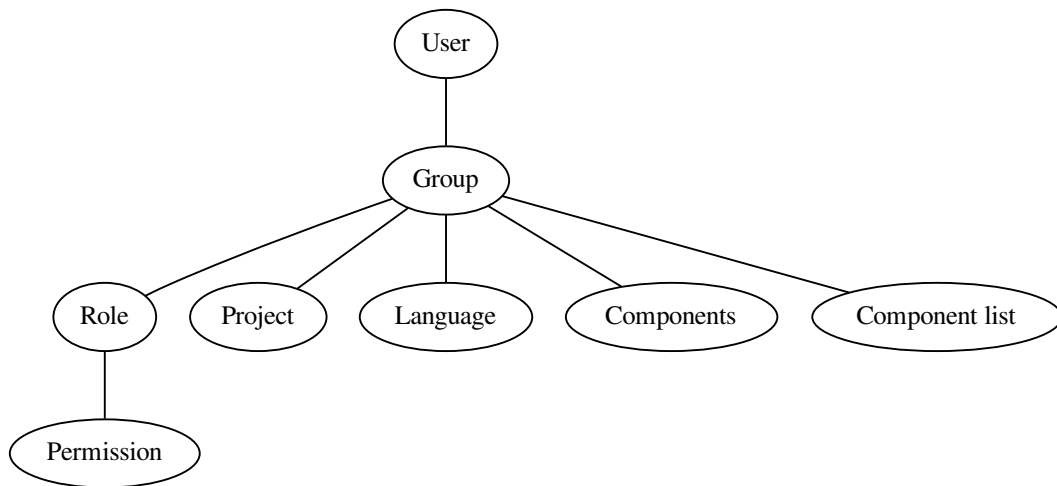
The authentication models consist of several objects:

**Permission** Individual permission defined by Weblate. Permissions cannot be assigned to users. This can only be done through assignment of roles.

**Role** A role defines a set of permissions. This allows reuse of these sets in several places, making the administration easier.

**User** User can belong to several groups.

**Group** Group connect roles, users, and authentication objects (projects, languages, and component lists).




---

**Note:** A group can have no roles assigned to it, in that case access to browse the project by anyone is assumed (see below).

---

### Access for browse to a project

A user has to be a member of a group linked to the project, or any component inside that project. Having membership is enough, no specific permissions are needed to browse the project (this is used in the default *Viewers* group, see [List of groups](#)).

### Access for browse to a component

A user can access unrestricted components once able to access the components' project (and will have all the permissions the user was granted for the project). With *Restricted access* turned on, access to the component requires explicit permissions for the component (or a component list the component is in).

## Scope of groups

The scope of the permission assigned by the roles in the groups are applied by the following rules:

- If the group specifies any *Component list*, all the permissions given to members of that group are granted for all the components in the component lists attached to the group, and an access with no additional permissions is granted for all the projects these components are in. *Components* and *Projects* are ignored.
- If the group specifies any *Components*, all the permissions given to the members of that group are granted for all the components attached to the group, and an access with no additional permissions is granted for all the projects these components are in. *Projects* are ignored.
- Otherwise, if the group specifies any *Projects*, either by directly listing them or by having *Selected projects* set to a value like *All public*, all those permissions are applied to all the projects, which effectively grants the same permissions to access all projects *unrestricted components*.
- The restrictions imposed by a group's *Languages* are applied separately, when it's verified if a user has an access to perform certain actions. Namely, it's applied only to actions directly related to the translation process itself like reviewing, saving translations, adding suggestions, etc.

---

**Hint:** Use *Language selection* or *Project selection* to automate inclusion of all languages or projects.

---

### Example:

Let's say there is a project `foo` with the components: `foo/bar` and `foo/baz` and the following group:

Table 3: Group *Spanish Admin-Reviewers*

|            |                                          |
|------------|------------------------------------------|
| Roles      | <i>Review Strings, Manage repository</i> |
| Components | <code>foo/bar</code>                     |
| Languages  | <i>Spanish</i>                           |

Members of that group will have following permissions (assuming the default role settings):

- General (browsing) access to the whole project `foo` including both components in it: `foo/bar` and `foo/baz`.
- Review strings in `foo/bar` Spanish translation (not elsewhere).
- Manage VCS for the whole `foo/bar` repository e.g. commit pending changes made by translators for all languages.

## Automatic group assignments

On the bottom of the *Group* editing page in the *Django admin interface*, you can specify *Automatic group assignments*, which is a list of regular expressions used to automatically assign newly created users to a group based on their e-mail addresses. This assignment only happens upon account creation.

The most common use-case for the feature is to assign all new users to some default group. In order to do so, you will probably want to keep the default value (`^.*$`) in the regular expression field. Another use-case for this option might be to give some additional privileges to employees of your company by default. Assuming all of them use corporate e-mail addresses on your domain, this can be accomplished with an expression like `^.*@mycompany.com`.

---

**Note:** Automatic group assignment to *Users* and *Viewers* is always recreated when upgrading from one Weblate version to another. If you want to turn it off, set the regular expression to `^$` (which won't match anything).

---

---

**Note:** As for now, there is no way to bulk-add already existing users to some group via the user interface. For that, you may resort to using the *REST API*.

---

## Default groups and roles

After installation, a default set of groups is created (see [List of groups](#)).

These roles and groups are created upon installation. The built-in roles are always kept up to date by the database migration when upgrading. You can't actually change them, please define a new role if you want to define your own set of permissions.

## List of privileges

**Billing** (see [Billing](#)) View billing info [*Administration, Billing*]

**Changes** Download changes [*Administration*]

**Comments** Post comment [*Administration, Edit source, Power user, Review strings, Translate*]

Delete comment [*Administration*]

**Component** Edit component settings [*Administration*]

Lock component, preventing translations [*Administration*]

**Glossary** Add glossary entry [*Administration, Manage glossary, Power user*]

Edit glossary entry [*Administration, Manage glossary, Power user*]

Delete glossary entry [*Administration, Manage glossary, Power user*]

Upload glossary entries [*Administration, Manage glossary, Power user*]

**Automatic suggestions** Use automatic suggestions [*Administration, Edit source, Power user, Review strings, Translate*]

**Translation memory** Edit translation memory [*Administration, Manage translation memory*]

Delete translation memory [*Administration, Manage translation memory*]

**Projects** Edit project settings [*Administration*]

Manage project access [*Administration*]

**Reports** Download reports [*Administration*]

**Screenshots** Add screenshot [*Administration, Manage screenshots*]

Edit screenshot [*Administration, Manage screenshots*]

Delete screenshot [*Administration, Manage screenshots*]

**Source strings** Edit additional string info [*Administration, Edit source*]

**Strings** Add new string [*Administration*]

Remove a string [*Administration*]

Ignore failing check [*Administration, Edit source, Power user, Review strings, Translate*]

Edit strings [*Administration, Edit source, Power user, Review strings, Translate*]

Review strings [*Administration, Review strings*]

Edit string when suggestions are enforced [*Administration, Review strings*]

Edit source strings [*Administration, Edit source, Power user*]

**Suggestions** Accept suggestion [*Administration, Edit source, Power user, Review strings, Translate*]

Add suggestion [*Administration, Edit source, Add suggestion, Power user, Review strings, Translate*]

Delete suggestion [*Administration, Power user*]

Vote on suggestion [*Administration, Edit source, Power user, Review strings, Translate*]

**Translations** Add language for translation [*Administration, Power user, Manage languages*]

Perform automatic translation [*Administration, Manage languages*]

Delete existing translation [*Administration, Manage languages*]

Add several languages for translation [*Administration, Manage languages*]

**Uploads** Define author of uploaded translation [*Administration*]

Overwrite existing strings with upload [*Administration, Edit source, Power user, Review strings, Translate*]

Upload translations [*Administration, Edit source, Power user, Review strings, Translate*]

**VCS** Access the internal repository [*Administration, Access repository, Power user, Manage repository*]

Commit changes to the internal repository [*Administration, Manage repository*]

Push change from the internal repository [*Administration, Manage repository*]

Reset changes in the internal repository [*Administration, Manage repository*]

View upstream repository location [*Administration, Access repository, Power user, Manage repository*]

Update the internal repository [*Administration, Manage repository*]

**Site wide privileges** Use management interface

Add new projects

Add language definitions

Manage language definitions

Manage groups

Manage users

Manage roles

Manage announcements

Manage translation memory

Manage component lists

---

**Note:** Site-wide privileges are not granted to any default role. These are powerful and quite close to superuser status. Most of them affect all projects in your Weblate installation.

---

## List of groups

The following groups are created upon installation (or after executing `setupgroups`) and you are free to modify them. The migration will, however, re-create them if you delete or rename them.

**Guests** Defines permissions for non-authenticated users.

This group only contains anonymous users (see `ANONYMOUS_USER_NAME`).

You can remove roles from this group to limit permissions for non-authenticated users.

Default roles: *Add suggestion, Access repository*

**Viewers** This role ensures visibility of public projects for all users. By default, all users are members of this group.

By default, *automatic group assignment* makes all new accounts members of this group when they join.

Default roles: none

**Users** Default group for all users.

By default, *automatic group assignment* makes all new accounts members of this group when they join.

Default roles: *Power user*

**Reviewers** Group for reviewers (see *Translation workflows*).

Default roles: *Review strings*

**Managers** Group for administrators.

Default roles: *Administration*

**Warning:** Never remove the predefined Weblate groups and users as this can lead to unexpected problems! If you have no use for them, you can removing all their privileges instead.

## 2.6.3 Additional access restrictions

If you want to use your Weblate installation in a less public manner, i.e. allow new users on an invitational basis only, it can be done by configuring Weblate in such a way that only known users have an access to it. In order to do so, you can set *REGISTRATION\_OPEN* to `False` to prevent registrations of any new users, and set *REQUIRE\_LOGIN* to `/.*` to require logging-in to access all the site pages. This is basically the way to lock your Weblate installation.

---

**Hint:** You can use built-in *invitations* to add new users.

---

## 2.7 Translation projects

### 2.7.1 Translation organization

Weblate organizes translatable VCS content of project/components into a tree-like structure.

- The bottom level object is *Project configuration*, which should hold all translations belonging together (for example translation of an application in several versions and/or accompanying documentation).
- On the level above, *Component configuration*, which is actually the component to translate, you define the VCS repository to use, and the mask of files to translate.
- Above *Component configuration* there are individual translations, handled automatically by Weblate as translation files (which match *File mask* defined in *Component configuration*) appear in the VCS repository.

Weblate supports a wide range of translation formats (both bilingual and monolingual ones) supported by Translate Toolkit, see *Supported file formats*.

---

**Note:** You can share cloned VCS repositories using *Weblate internal URLs*. Using this feature is highly recommended when you have many components sharing the same VCS. It improves performance and decreases required disk space.

---

## 2.7.2 Adding translation projects and components

Changed in version 3.2: An interface for adding projects and components is included, and you no longer have to use *The Django admin interface*.

Changed in version 3.4: The process of adding components is now multi staged, with automated discovery of most parameters.

Based on your permissions, new translation projects and components can be created. It is always permitted for users with the *Add new projects* permission, and if your instance uses billing (e.g. like <https://hosted.weblate.org/> see *Billing*), you can also create those based on your plans allowance from the user account that manages billing.

You can view your current billing plan on a separate page:

Navigation: Weblate Dashboard Projects Languages Checks

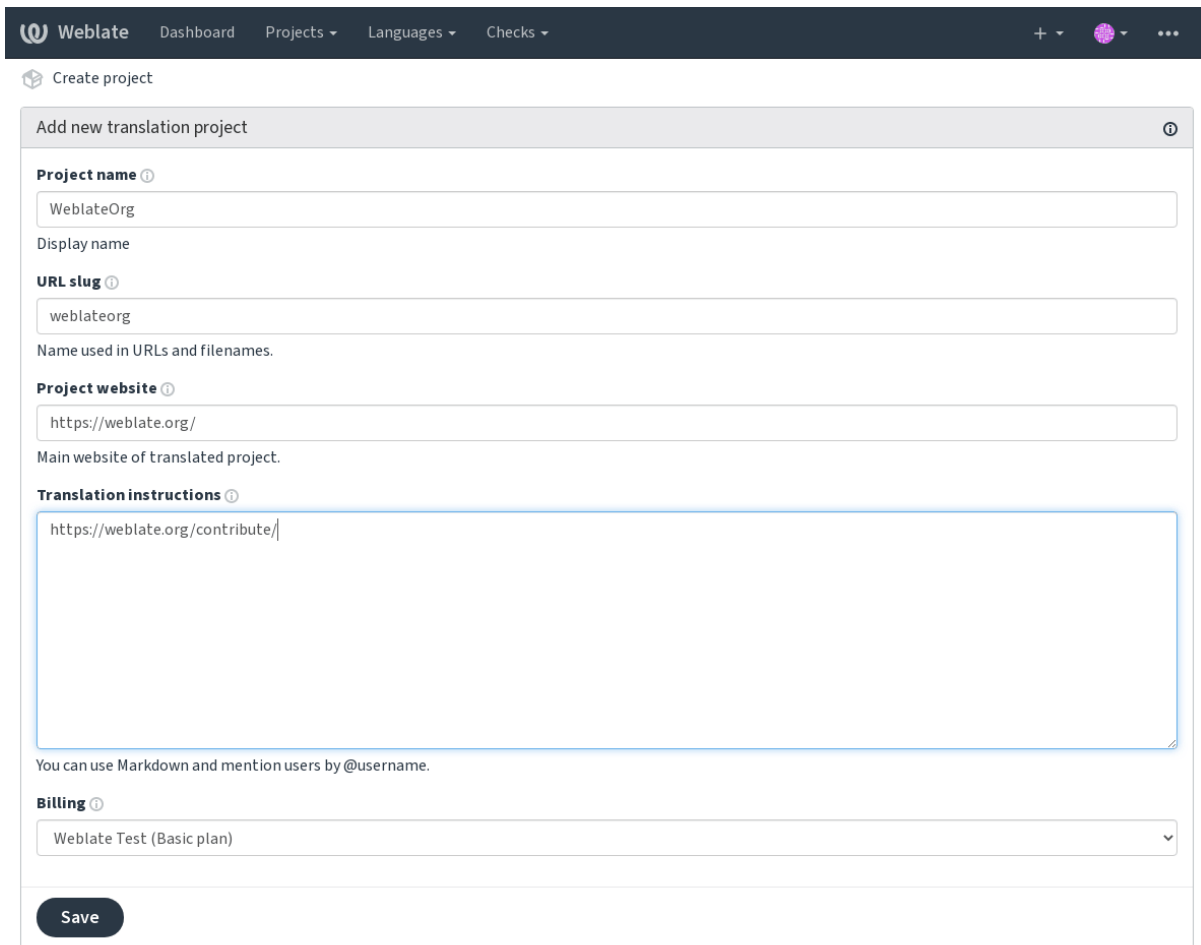
Profile: Your profile / Billing

| Billing plan                            |                                                                              |
|-----------------------------------------|------------------------------------------------------------------------------|
| <b>Current plan</b>                     | Basic plan (Active)                                                          |
| <b>Monthly price</b>                    | 19 EUR                                                                       |
| <b>Yearly price</b>                     | 199 EUR                                                                      |
| <b>Strings limit</b>                    | Used 0 <div></div>                                                           |
| <b>Languages limit</b>                  | Used 0 <div></div>                                                           |
| <b>Last invoice</b>                     | 2021-03-25 - 2021-03-27                                                      |
| <b>Projects limit</b>                   | Used 0 of 1 <div></div>                                                      |
| <b>Projects</b>                         | No projects currently assigned! <button>Add new translation project</button> |
| <button>Terminate billing plan</button> |                                                                              |

| Invoices                |                |                  |
|-------------------------|----------------|------------------|
| Invoice period          | Invoice amount | Download invoice |
| 03/25/2021 - 03/27/2021 | 19.0 EUR       | Not available    |

Footer: Powered by Weblate 4.5.2 About Weblate Legal Contact Documentation Donate to Weblate

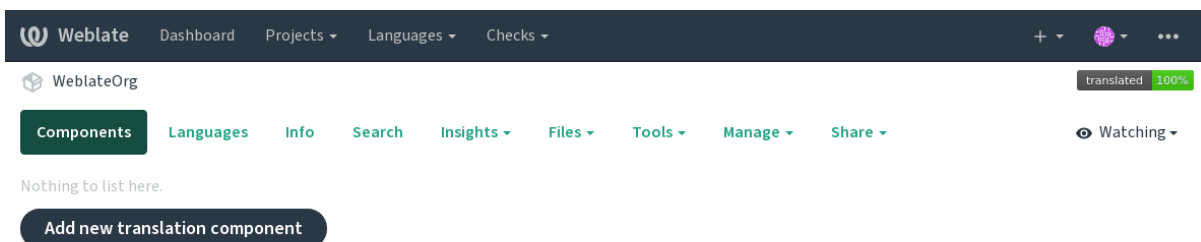
The project creation can be initiated from there, or using the menu in the navigation bar, filling in basic info about the translation project to complete addition of it:



The screenshot shows the 'Add new translation project' form in the Weblate web interface. The form is titled 'Add new translation project' and includes several input fields and a 'Save' button. The fields are: 'Project name' (containing 'WeblateOrg'), 'Display name' (empty), 'URL slug' (containing 'weblateorg'), 'Project website' (containing 'https://weblate.org/'), 'Translation instructions' (containing 'https://weblate.org/contribute/'), and 'Billing' (a dropdown menu showing 'Weblate Test (Basic plan)'). A 'Save' button is located at the bottom left of the form. Below the form, there is a footer with links: 'Powered by Weblate 4.5.2', 'About Weblate', 'Legal', 'Contact', 'Documentation', and 'Donate to Weblate'.

Powered by Weblate 4.5.2 [About Weblate](#) [Legal](#) [Contact](#) [Documentation](#) [Donate to Weblate](#)

After creating the project, you are taken directly to the project page:



The screenshot shows the project page for 'WeblateOrg' in the Weblate web interface. The page has a dark header with the Weblate logo and navigation links: 'Dashboard', 'Projects', 'Languages', and 'Checks'. Below the header, there is a sub-header with the project name 'WeblateOrg' and a 'translated 100%' badge. A navigation bar contains links: 'Components', 'Languages', 'Info', 'Search', 'Insights', 'Files', 'Tools', 'Manage', and 'Share'. Below the navigation bar, there is a message 'Nothing to list here.' and a button 'Add new translation component'. At the bottom, there is a footer with links: 'Powered by Weblate 4.5.2', 'About Weblate', 'Legal', 'Contact', 'Documentation', and 'Donate to Weblate'.

Powered by Weblate 4.5.2 [About Weblate](#) [Legal](#) [Contact](#) [Documentation](#) [Donate to Weblate](#)

Creating a new translation component can be initiated via a single click there. The process of creating a component is multi-staged and automatically detects most translation parameters. There are several approaches to creating component:

**From version control** Creates component from remote version control repository.

**From existing component** Creates additional component to existing one by choosing different files.

**Additional branch** Creates additional component to existing one, just for different branch.

**Upload translations files** Upload translation files to Weblate in case you do not have version control or do not want to integrate it with Weblate. You can later update the content using the web interface or [Weblate's REST API](#).

**Translate document** Upload single document and translate that.

**Start from scratch** Create blank translation project and add strings manually.

Once you have existing translation components, you can also easily add new ones for additional files or branches using same repository.

First you need to fill in name and repository location:

The screenshot shows the 'Create component' form in the Weblate interface, specifically the 'From version control' tab. The form is titled 'Create a new translation component from remote version control system repository.' and includes the following fields and options:

- Component name**: A text input field containing 'Language names'.
- Display name**: A text input field.
- URL slug**: A text input field containing 'language-names'.
- Use as a glossary**: An unchecked checkbox.
- Project**: A dropdown menu showing 'WeblateOrg'.
- Source language**: A dropdown menu showing 'English'.
- Version control system**: A dropdown menu showing 'Git'.
- Source code repository**: A text input field containing 'https://github.com/WeblateOrg/demo.git'.
- Repository branch**: An empty text input field.

At the bottom of the form is a 'Continue' button. The footer of the page reads 'Powered by Weblate 4.5.2 About Weblate Legal Contact Documentation Donate to Weblate'.


On the next page, you are presented with a list of discovered translatable resources:

The screenshot shows the 'Add new translation component' form in the Weblate interface, specifically the 'Choose translation files to import' section. The form is titled 'Add new translation component' and includes the following options:

- Specify configuration manually**: An unchecked radio button.
- File format**: A list of discovered translatable resources, each with a radio button and a file mask:
  - Android String Resource**, Filemask `app/src/main/res/values-*/strings.xml`
  - gettext PO file**, Filemask `weblate/langdata/locale/*/LC_MESSAGES/django.po`
  - gettext PO file**, Filemask `weblate/locale/*/LC_MESSAGES/django.po`
  - gettext PO file**, Filemask `weblate/locale/*/LC_MESSAGES/djangojs.po`

At the bottom of the form is a 'Continue' button. The footer of the page reads 'Powered by Weblate 4.5.2 About Weblate Legal Contact Documentation Donate to Weblate'.

As a last step, you review the translation component info and fill in optional details:

 Weblate
 Dashboard Projects Languages Checks
 + ⌵ ⌵ ⌵

Create component

Add new translation component

**Project**

WeblateOrg

**Component name**

Language names

Display name

**URL slug**

language-names

Name used in URLs and filenames.

**Version control system**

Git

Version control system to use to access your repository containing translations. You can also choose additional integration with third party providers to submit merge requests.

**Source code repository**

https://github.com/WeblateOrg/demo.git

URL of a repository, use weblate://project/component to share it with other component.

**Repository branch**

Repository branch to translate

**Repository push URL**

URL of a push repository, pushing is turned off if empty.

**Push branch**

Branch for pushing changes, leave empty to use repository branch

**Repository browser**

https://github.com/WeblateOrg/demo/blob/{{branch}}/{{filename}}#L{{line}}

Link to repository browser, use {{branch}} for branch, {{filename}} and {{line}} as filename and line placeholders.

**File format**

gettext PO file

**Filemask**

weblate/langdata/locale/\*/LC\_MESSAGES/django.po

Path of files to translate relative to repository root, use \* instead of language code, for example: po/\* or locale/\*/LC\_MESSAGES/django.po.

**Monolingual base language file**

Filename of translation base file, containing all strings and their source; it is recommended for monolingual translation formats.

☒ Edit base file

Whether users will be able to edit the base file for monolingual translations.

**Intermediate language file**

Filename of intermediate translation file. In most cases this is a translation file provided by developers and is used when creating actual source strings.

**Template for new translations**

weblate/langdata/locale/django.pot

Filename of file used for creating new translations. For gettext choose .pot file.

**Translation license**

GNU General Public License v3.0 or later

**Adding new translation**

Create new language file

How to handle requests for creating new translations.

**Language code style**

Default based on the file format

Customize language code used to generate the filename for translations created by Weblate.

**Language filter**

^(cs|he|hu)\$

Regular expression used to filter translation files when scanning for filemask.

**Source language**

English

Language used for source strings in all components

☐ Use as a glossary

You will be able to edit more options in the component settings after creating it.

Save

Powered by Weblate 4.5.2
 About Weblate
 Legal
 Contact
 Documentation
 Donate to Weblate

**See also:**

*The Django admin interface, Project configuration, Component configuration*

### 2.7.3 Project configuration

Create a translation project and then add a new component for translation in it. The project is like a shelf, in which real translations are stacked. All components in the same project share suggestions and their dictionary; the translations are also automatically propagated through all components in a single project (unless turned off in the component configuration), see *Translation Memory*.

**See also:**

/devel/integration

These basic attributes set up and inform translators of a project:

#### Project name

Verbose project name, used to display the project name.

#### URL slug

Project name suitable for URLs.

#### Project website

URL where translators can find more info about the project.

This is a required parameter unless turned off by *WEBSITE\_REQUIRED*.

#### Translation instructions

URL to more site with more detailed instructions for translators.

#### Set “Language-Team” header

Whether Weblate should manage the Language-Team header (this is a *GNU gettext* only feature right now).

#### Use shared translation memory

Whether to use shared translation memory, see *Shared translation memory* for more details.

Default value is determined by *DEFAULT\_SHARED\_TM*.

## Contribute to shared translation memory

Whether to contribute to shared translation memory, see *Shared translation memory* for more details.

Default value is determined by `DEFAULT_SHARED_TM`.

## Access control

Configure per project access control, see *Project access control* for more details.

Default value can be changed by `DEFAULT_ACCESS_CONTROL`.

## Enable reviews

Enable review workflow for translations, see *Dedicated reviewers*.

## Enable source reviews

Enable review workflow for source strings, see *Source strings reviews*.

**See also:**

report-source, *Comments*

## Enable hooks

Whether unauthenticated *Notification hooks* are to be used for this repository.

**See also:**

*Intermediate language file*, *Quality gateway for the source strings*, *Bilingual and monolingual formats*, *Language definitions*

## Language aliases

Define language codes mapping when importing translations into Weblate. Use this when language codes are inconsistent in your repositories and you want to get a consistent view in Weblate or in case you want to use non-standard naming of your translation files.

The typical use case might be mapping American English to English: `en_US:en`

Multiple mappings to be separated by comma: `en_GB:en,en_US:en`

Using non standard code: `ia_FOO:ia`

---

**Hint:** The language codes are mapped when matching the translation files and the matches are case sensitive, so make sure you use the source language codes in same form as used in the filenames.

---

**See also:**

*Parsing language codes*

## 2.7.4 Component configuration

A component is a grouping of something for translation. You enter a VCS repository location and file mask for which files you want translated, and Weblate automatically fetches from this VCS, and finds all matching translatable files.

**See also:**

[/devel/integration](#)

You can find some examples of typical configurations in the *Supported file formats*.

---

**Note:** It is recommended to keep translation components to a reasonable size - split the translation by anything that makes sense in your case (individual apps or addons, book chapters or websites).

Weblate easily handles translations with 10000s of strings, but it is harder to split work and coordinate among translators with such large translation components.

---

Should the language definition for a translation be missing, an empty definition is created and named as “cs\_CZ (generated)”. You should adjust the definition and report this back to the Weblate authors, so that the missing languages can be included in next release.

The component contains all important parameters for working with the VCS, and for getting translations out of it:

### Component name

Verbose component name, used to display the component name.

### Component slug

Component name suitable for URLs.

### Component project

*Project configuration* where the component belongs.

### Version control system

VCS to use, see *Version control integration* for details.

**See also:**

*Pushing changes from Weblate*

### Source code repository

VCS repository used to pull changes.

**See also:**

See *Accessing repositories* for more details on specifying URLs.

---

**Hint:** This can either be a real VCS URL or `weblate://project/component` indicating that the repository should be shared with another component. See *Weblate internal URLs* for more details.

---

## Repository push URL

Repository URL used for pushing. This setting is used only for *Git* and *Mercurial* and push support is turned off for these when this is empty.

### See also:

See *Accessing repositories* for more details on how to specify a repository URL and *Pushing changes from Weblate* for more details on pushing changes from Weblate.

## Repository browser

URL of repository browser used to display source files (location of used messages). When empty, no such links will be generated. You can use *Template markup*.

For example on GitHub, use something like: `https://github.com/WeblateOrg/hello/blob/{{branch}}/{{filename}}#L{{line}}`

In case your paths are relative to different folder, you might want to strip leading directory by `parent-dir` filter (see *Template markup*): `https://github.com/WeblateOrg/hello/blob/{{branch}}/{{filename|parentdir}}#L{{line}}`

## Exported repository URL

URL where changes made by Weblate are exported. This is important when *Continuous localization* is not used, or when there is a need to manually merge changes. You can use *Git exporter* to automate this for Git repositories.

## Repository branch

Which branch to checkout from the VCS, and where to look for translations.

## Push branch

Branch for pushing changes, leave empty to use *Repository branch*.

---

**Note:** This is currently only supported for Git, GitLab and GitHub, it is ignored for other VCS integrations.

---

### See also:

*Pushing changes from Weblate*

## File mask

Mask of files to translate, including path. It should include one “\*” replacing language code (see *Language definitions* for info on how this is processed). In case your repository contains more than one translation file (e.g. more gettext domains), you need to create a component for each of them.

For example `po/*.po` or `locale/*/LC_MESSAGES/django.po`.

In case your filename contains special characters such as `[ , ]`, these need to be escaped as `[ [ ]` or `[ ] ]`.

### See also:

*Bilingual and monolingual formats, What does mean “There are more files for the single language (en)”?*

### Monolingual base language file

Base file containing string definitions for *Monolingual components*.

**See also:**

*Bilingual and monolingual formats, What does mean “There are more files for the single language (en)”?*

### Edit base file

Whether to allow editing the base file for *Monolingual components*.

### Intermediate language file

Intermediate language file for *Monolingual components*. In most cases this is a translation file provided by developers and is used when creating actual source strings.

When set, the source strings are based on this file, but all other languages are based on *Monolingual base language file*. In case the string is not translated into the source language, translating to other languages is prohibited. This provides *Quality gateway for the source strings*.

**See also:**

*Quality gateway for the source strings, Bilingual and monolingual formats, What does mean “There are more files for the single language (en)”?*

### Template for new translations

Base file used to generate new translations, e.g. `.pot` file with `gettext`.

---

**Hint:** In many monolingual formats Weblate starts with blank file by default. Use this in case you want to have all strings present with empty value when creating new translation.

---

**See also:**

*adding-translation, Adding new translations, Adding new translation, Bilingual and monolingual formats, What does mean “There are more files for the single language (en)”?*

### File format

Translation file format, see also *Supported file formats*.

### Source string bug reporting address

Email address used for reporting upstream bugs. This address will also receive notification about any source string comments made in Weblate.

### Allow translation propagation

You can turn off propagation of translations to this component from other components within same project. This really depends on what you are translating, sometimes it's desirable to have make use of a translation more than once.

It's usually a good idea to turn this off for monolingual translations, unless you are using the same IDs across the whole project.

Default value can be changed by `DEFAULT_TRANSLATION_PROPAGATION`.

### Enable suggestions

Whether translation suggestions are accepted for this component.

### Suggestion voting

Turns on vote casting for suggestions, see *Suggestion voting*.

### Autoaccept suggestions

Automatically accept voted suggestions, see *Suggestion voting*.

### Translation flags

Customization of quality checks and other Weblate behavior, see *Customizing behavior using flags*.

### Enforced checks

List of checks which can not be ignored, see *Enforcing checks*.

---

**Note:** Enforcing the check does not automatically enable it, you still should enabled it using *Customizing behavior using flags* in *Translation flags* or *Additional info on source strings*.

---

### Translation license

License of the translation (does not need to be the same as the source code license).

### Contributor agreement

User agreement which needs to be approved before a user can translate this component.

### Adding new translation

How to handle requests for creation of new languages. Available options:

**Contact maintainers** User can select desired language and the project maintainers will receive a notification about this. It is up to them to add (or not) the language to the repository.

**Point to translation instructions URL** User is presented a link to page which describes process of starting new translations. Use this in case more formal process is desired (for example forming a team of people before starting actual translation).

**Create new language file** User can select language and Weblate automatically creates the file for it and translation can begin.

**Disable adding new translations** There will be no option for user to start new translation.

---

**Hint:** The project admins can add new translations even if it is disabled here when it is possible (either *Template for new translations* or the file format supports starting from an empty file).

---

**See also:**

adding-translation, *Adding new translations*

### Manage strings

New in version 4.5.

Configures whether users in Weblate will be allowed to add new strings and remove existing ones. Adjust this to match your localization workflow - how the new strings are supposed to be introduced.

For bilingual formats, the strings are typically extracted from the source code (for example by using `xgettext`) and adding new strings in Weblate should be disabled (they would be discarded next time you update the translation files). In Weblate you can manage strings for every translation and it does not enforce the strings in all translations to be consistent.

For monolingual formats, the strings are managed only on source language and are automatically added or removed in the translations. The strings appear in the translation files once they are translated.

**See also:**

*Bilingual and monolingual formats*, *adding-new-strings*, `POST /api/translations/(string:project)/(string:component)/(string:language)/units/`

### Language code style

Customize language code used to generate the filename for translations created by Weblate.

**See also:**

*Adding new translations*, *Language code*, *Parsing language codes*

### Merge style

You can configure how updates from the upstream repository are handled. This might not be supported for some VCSs. See *Merge or rebase* for more details.

Default value can be changed by `DEFAULT_MERGE_STYLE`.

### Commit, add, delete, merge and addon messages

Message used when committing a translation, see *Template markup*.

Default value can be changed by `DEFAULT_ADD_MESSAGE`, `DEFAULT_ADDON_MESSAGE`, `DEFAULT_COMMIT_MESSAGE`, `DEFAULT_DELETE_MESSAGE`, `DEFAULT_MERGE_MESSAGE`.

## Push on commit

Whether committed changes should be automatically pushed to the upstream repository. When enabled, the push is initiated once Weblate commits changes to its underlying repository (see [Lazy commits](#)). To actually enable pushing *Repository push URL* has to be configured as well.

## Age of changes to commit

Sets how old (in hours) changes have to be before they are committed by background task or the `commit_pending` management command. All changes in a component are committed once there is at least one change older than this period.

Default value can be changed by `COMMIT_PENDING_HOURS`.

---

**Hint:** There are other situations where pending changes might be committed, see [Lazy commits](#).

---

## Lock on error

Locks the component (and linked components, see [Weblate internal URLs](#)) upon the first failed push or merge into its upstream repository, or pull from it. This avoids adding another conflicts, which would have to be resolved manually.

The component will be automatically unlocked once there are no repository errors left.

## Source language

Language used for source strings. Change this if you are translating from something else than English.

---

**Hint:** In case you are translating bilingual files from English, but want to be able to do fixes in the English translation as well, choose *English (Developer)* as a source language to avoid conflict between the name of the source language and the existing translation.

For monolingual translations, you can use intermediate translation in this case, see [Intermediate language file](#).

---

## Language filter

Regular expression used to filter the translation when scanning for filemask. It can be used to limit the list of languages managed by Weblate.

---

**Note:** You need to list language codes as they appear in the filename.

---

Some examples of filtering:

| Filter description           | Regular expression                |
|------------------------------|-----------------------------------|
| Selected languages only      | <code>^(cs de es)\$</code>        |
| Exclude languages            | <code>^(?! (it fr)\$) .+\$</code> |
| Filter two letter codes only | <code>^[.]+\$</code>              |
| Exclude non language files   | <code>^(?! (blank)\$) .+\$</code> |
| Include all files (default)  | <code>^[^.] +\$</code>            |

### Variants regular expression

Regular expression used to determine the variants of a string, see variants.

---

**Note:** Most of the fields can be edited by project owners or managers, in the Weblate interface.

---

#### See also:

*Does Weblate support other VCSes than Git and Mercurial?*, alerts

### Priority

Components with higher priority are offered first to translators.

### Restricted access

By default the component is visible to anybody who has access to the project, even if the person can not perform any changes in the component. This makes it easier to keep translation consistency within the project.

Restricting access at a component, or component-list level takes over access permission to a component, regardless of project-level permissions. You will have to grant access to it explicitly. This can be done through granting access to a new user group and putting users in it, or using the default *custom* or *private* access control groups.

The default value can be changed in `DEFAULT_RESTRICTED_COMPONENT`.

---

**Hint:** This applies to project admins as well — please make sure you will not loose access to the component after toggling the status.

---

### Share in projects

You can choose additional projects where the component will be visible. Useful for shared libraries which you use in several projects.

---

**Note:** Sharing a component doesn't change its access control. It only makes it visible when browsing other projects. Users still need access to the actual component to browse or translate it.

---

### Use as a glossary

New in version 4.5.

Allows using this component as a glossary. You can configure how it will be listed using *Glossary color*.

The glossary will be accessible in all projects defined by *Share in projects*.

It is recommended to enable *Manage strings* on glossaries in order to allow adding new words to them.

#### See also:

*Glossary*

## Glossary color

Display color for a glossary used when showing word matches.

## 2.7.5 Template markup

Weblate uses simple markup language in several places where text rendering is needed. It is based on [The Django template language](#), so it can be quite powerful.

Currently it is used in:

- Commit message formatting, see *Component configuration*
- **Several addons**
  - *Component discovery*
  - *Statistics generator*
  - *Executing scripts from addon*

There following variables are available in the component templates:

```

{{ language_code }} Language code
{{ language_name }} Language name
{{ component_name }} Component name
{{ component_slug }} Component slug
{{ project_name }} Project name
{{ project_slug }} Project slug
{{ url }} Translation URL
{{ filename }} Translation filename
{{ stats }} Translation stats, this has further attributes, examples below.
{{ stats.all }} Total strings count
{{ stats.fuzzy }} Count of strings needing review
{{ stats.fuzzy_percent }} Percent of strings needing review
{{ stats.translated }} Translated strings count
{{ stats.translated_percent }} Translated strings percent
{{ stats.allchecks }} Number of strings with failing checks
{{ stats.allchecks_percent }} Percent of strings with failing checks
{{ author }} Author of current commit, available only in the commit scope.
{{ addon_name }} Name of currently executed addon, available only in the addon commit message.
```

The following variables are available in the repository browser or editor templates:

```

{{branch}} current branch
{{line}} line in file
{{filename}} filename, you can also strip leading parts using the parentdir filter, for example {{file-
name|parentdir}}
```

You can combine them with filters:

```

{{ component|title }}
```

You can use conditions:

```
{% if stats.translated_percent > 80 %}Well translated!{% endif %}
```

There is additional tag available for replacing characters:

```
{% replace component "-" " " %}
```

You can combine it with filters:

```
{% replace component|capfirst "-" " " %}
```

There are also additional filter to manipulate with filenames:

```
Directory of a file: {{ filename|dirname }}
File without extension: {{ filename|striptext }}
File in parent dir: {{ filename|parentdir }}
It can be used multiple times: {{ filename|parentdir|parentdir }}
```

...and other Django template features.

### 2.7.6 Importing speed

Fetching VCS repository and importing translations to Weblate can be a lengthy process, depending on size of your translations. Here are some tips:

#### Optimize configuration

The default configuration is useful for testing and debugging Weblate, while for a production setup, you should do some adjustments. Many of them have quite a big impact on performance. Please check [Production setup](#) for more details, especially:

- Configure Celery for executing background tasks (see [Background tasks using Celery](#))
- [Enable caching](#)
- [Use a powerful database engine](#)
- [Disable debug mode](#)

#### Check resource limits

If you are importing huge translations or repositories, you might be hit by resource limitations of your server.

- Check the amount of free memory, having translation files cached by the operating system will greatly improve performance.
- Disk operations might be bottleneck if there is a lot of strings to process—the disk is pushed by both Weblate and the database.
- Additional CPU cores might help improve performance of background tasks (see [Background tasks using Celery](#)).

## Disable unneeded checks

Some quality checks can be quite expensive, and if not needed, can save you some time during import if omitted. See [CHECK\\_LIST](#) for info on configuration.

## 2.7.7 Automatic creation of components

In case your project has dozen of translation files (e.g. for different gettext domains, or parts of Android apps), you might want to import them automatically. This can either be achieved from the command line by using `import_project` or `import_json`, or by installing the *Component discovery* addon.

To use the addon, you first need to create a component for one translation file (choose the one that is the least likely to be renamed or removed in future), and install the addon on this component.

For the management commands, you need to create a project which will contain all components and then run `import_project` or `import_json`.

See also:

*Management commands*, *Component discovery*

## 2.8 Language definitions

To present different translations properly, info about language name, text direction, plural definitions and language code is needed.

### 2.8.1 Parsing language codes

While parsing translations, Weblate attempts to map language code (usually the ISO 639-1 one) to any existing language object.

You can further adjust this mapping at project level by *Language aliases*.

If no exact match can be found, an attempt will be made to best fit it into an existing language. Following steps are tried:

- Case insensitive lookups.
- Normalizing underscores and dashes.
- Looking up built in language aliases.
- Looking up by language name.
- Ignoring the default country code for a given language—choosing `cs` instead of `cs_CZ`.

Should that also fail, a new language definition will be created using the defaults (left to right text direction, one plural). The automatically created language with code `xx_XX` will be named as `xx_XX (generated)`. You might want to change this in the admin interface later, (see *Changing language definitions*) and report it to the issue tracker (see *Contributing to Weblate*), so that the proper definition can be added to the upcoming Weblate release.

---

**Hint:** In case you see something unwanted as a language, you might want to adjust *Language filter* to ignore such file when parsing translations.

---

See also:

*Language code*, *Adding new translations*

## 2.8.2 Changing language definitions

You can change language definitions in the languages interface (`/languages/` URL).

While editing, make sure all fields are correct (especially plurals and text direction), otherwise translators will be unable to properly edit those translations.

## 2.8.3 Built-in language definitions

Definitions for about 600 languages are included in Weblate and the list is extended in every release. Whenever Weblate is upgraded (more specifically whenever **weblate migrate** is executed, see [Generic upgrade instructions](#)) the database of languages is updated to include all language definitions shipped in Weblate.

This feature can be disabled using `UPDATE_LANGUAGES`. You can also enforce updating the database to match Weblate built-in data using `setuplang`.

**See also:**

The language definitions are in the [weblate-language-data repository](#).

## 2.8.4 Ambiguous language codes and macrolanguages

In many cases it is not a good idea to use macro language code for a translation. The typical problematic case might be Kurdish language, which might be written in Arabic or Latin script, depending on actual variant. To get correct behavior in Weblate, it is recommended to use individual language codes only and avoid macro languages.

**See also:**

[Macrolanguages definition](#), [List of macrolanguages](#)

## 2.8.5 Language definitions

Each language consists of following fields:

### Language code

Code identifying the language. Weblate prefers two letter codes as defined by [ISO 639-1](#), but uses [ISO 639-2](#) or [ISO 639-3](#) codes for languages that do not have two letter code. It can also support extended codes as defined by [BCP 47](#).

**See also:**

[Parsing language codes](#), [Adding new translations](#)

### Language name

Visible name of the language. The language names included in Weblate are also being localized depending on user interface language.

## Text direction

Determines whether language is written right to left or left to right. This property is autodetected correctly for most of the languages.

## Plural number

Number of plurals used in the language.

## Plural formula

Gettext compatible plural formula used to determine which plural form is used for given count.

### See also:

[Plurals](#), GNU gettext utilities: [Plural forms](#), [Language Plural Rules by the Unicode Consortium](#)

## 2.8.6 Adding new translations

Changed in version 2.18: In versions prior to 2.18 the behaviour of adding new translations was file format specific.

Weblate can automatically start new translation for all of the file formats.

Some formats expect to start with an empty file and only translated strings to be included (for example [Android string resources](#)), while others expect to have all keys present (for example [GNU gettext](#)). In some situations this really doesn't depend on the format, but rather on the framework you use to handle the translation (for example with [JSON files](#)).

When you specify [Template for new translations](#) in [Component configuration](#), Weblate will use this file to start new translations. Any exiting translations will be removed from the file when doing so.

When [Template for new translations](#) is empty and the file format supports it, an empty file is created where new strings will be added once they are translated.

The [Language code style](#) allows you to customize language code used in generated filenames:

**Default based on the file format** Dependent on file format, for most of them POSIX is used.

**POSIX style using underscore as a separator** Typically used by gettext and related tools, produces language codes like `pt_BR`.

**POSIX style using underscore as a separator, including country code** POSIX style language code including the country code even when not necessary (for example `cs_CZ`).

**BCP style using hyphen as a separator** Typically used on web platforms, produces language codes like `pt-BR`.

**BCP style using hyphen as a separator, including country code** BCP style language code including the country code even when not necessary (for example `cs-CZ`).

**Android style** Only used in Android apps, produces language codes like `pt-rBR`.

**Java style** Used by Java—mostly BCP with legacy codes for Chinese.

Additionally, any mappings defined in [Language aliases](#) are applied in reverse.

---

**Note:** Weblate recognizes any of these when parsing translation files, the above settings only influences how new files are created.

---

### See also:

[Language code](#), [Parsing language codes](#)

## 2.9 Continuous localization

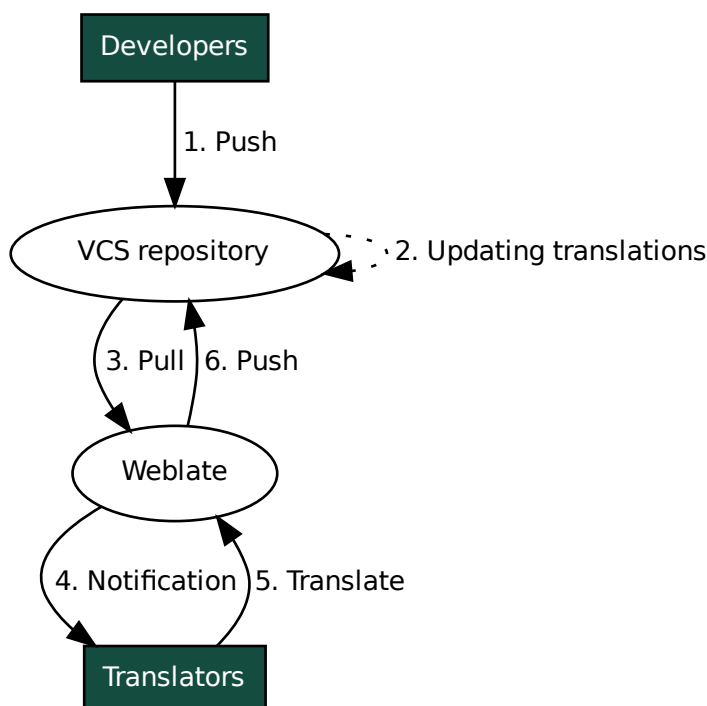
There is infrastructure in place so that your translation closely follows development. This way translators can work on translations the entire time, instead of working through huge amount of new text just prior to release.

### See also:

`/devel/integration` describes basic ways to integrate your development with Weblate.

This is the process:

1. Developers make changes and push them to the VCS repository.
2. Optionally the translation files are updated (this depends on the file format, see [Why does Weblate still show old translation strings when I've updated the template?](#)).
3. Weblate pulls changes from the VCS repository, see [Updating repositories](#).
4. Once Weblate detects changes in translations, translators are notified based on their subscription settings.
5. Translators submit translations using the Weblate web interface, or upload offline changes.
6. Once the translators are finished, Weblate commits the changes to the local repository (see [Lazy commits](#)) and pushes them back if it has permissions to do so (see [Pushing changes from Weblate](#)).



## 2.9.1 Updating repositories

You should set up some way of updating backend repositories from their source.

- Use *Notification hooks* to integrate with most of common code hosting services:
  - *Automatically receiving changes from GitHub*
  - *Automatically receiving changes from GitLab*
  - *Automatically receiving changes from Bitbucket*
  - *Automatically receiving changes from Pagure*
  - *Automatically receiving changes from Azure Repos*
- Manually trigger update either in the repository management or using *Weblate's REST API* or *Weblate Client*
- Enable `AUTO_UPDATE` to automatically update all components on your Weblate instance
- Execute `updategit` (with selection of project or `-all` to update all)

Whenever Weblate updates the repository, the post-update addons will be triggered, see *Addons*.

### Avoiding merge conflicts

The merge conflicts from Weblate arise when same file was changed both in Weblate and outside it. There are two approaches to deal with that - avoid edits outside Weblate or integrate Weblate into your updating process, so that it flushes changes prior to updating the files outside Weblate.

The first approach is easy with monolingual files - you can add new strings within Weblate and leave whole editing of the files there. For bilingual files, there is usually some kind of message extraction process to generate translatable files from the source code. In some cases this can be split into two parts - one for the extraction generates template (for example gettext POT is generated using `xgettext`) and then further process merges it into actual translations (the gettext PO files are updated using `msgmerge`). You can perform the second step within Weblate and it will make sure that all pending changes are included prior to this operation.

The second approach can be achieved by using *Weblate's REST API* to force Weblate to push all pending changes and lock the translation while you are doing changes on your side.

The script for doing updates can look like this:

```
Lock Weblate translation
wlc lock
Push changes from Weblate to upstream repository
wlc push
Pull changes from upstream repository to your local copy
git pull
Update translation files, this example is for Django
./manage.py makemessages --keep-pot -a
git commit -m 'Locale updates' -- locale
Push changes to upstream repository
git push
Tell Weblate to pull changes (not needed if Weblate follows your repo
automatically)
wlc pull
Unlock translations
wlc unlock
```

If you have multiple components sharing same repository, you need to lock them all separately:

```
wlc lock foo/bar
wlc lock foo/baz
wlc lock foo/baj
```

**Note:** The example uses *Weblate Client*, which needs configuration (API keys) to be able to control Weblate remotely. You can also achieve this using any HTTP client instead of *wlc*, e.g. *curl*, see *Weblate's REST API*.

**See also:**

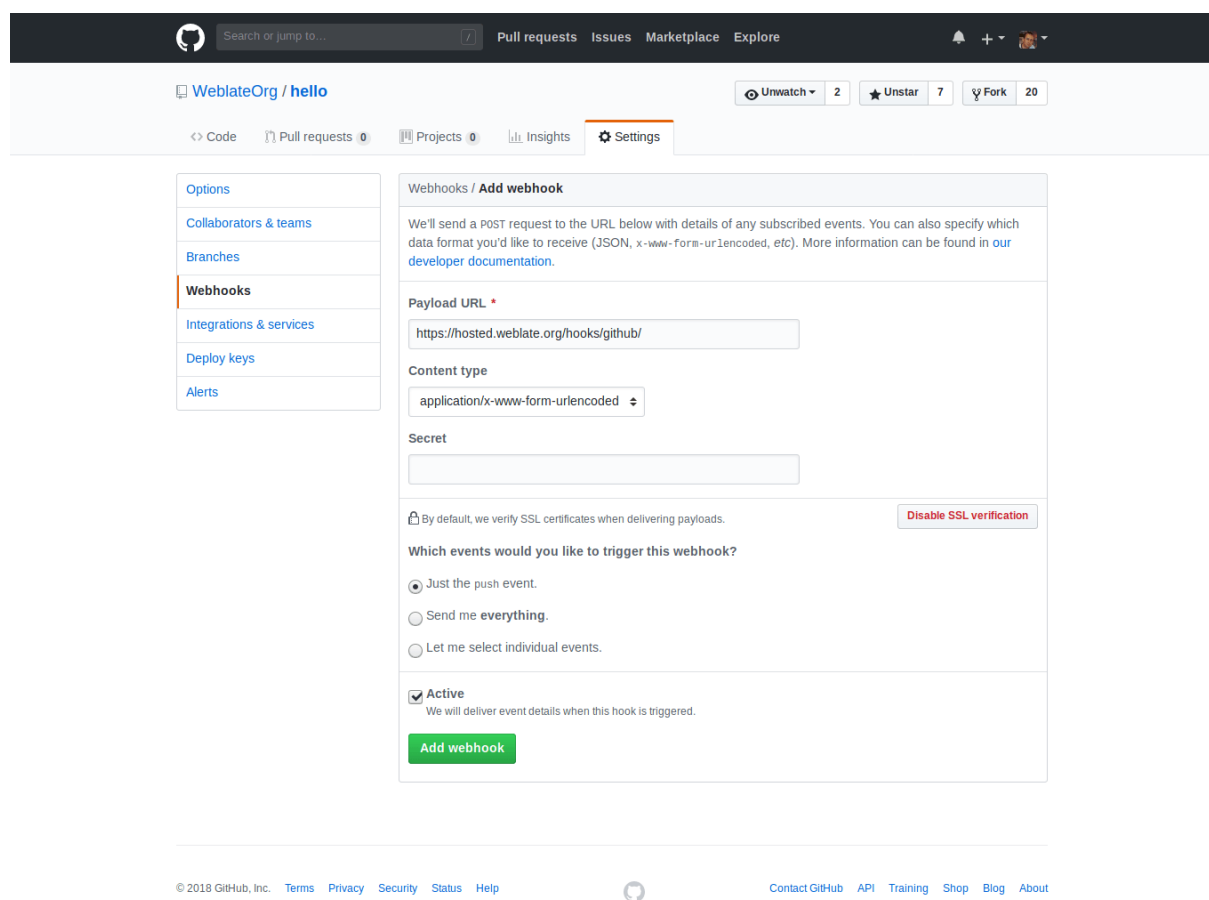
*Weblate Client*

### Automatically receiving changes from GitHub

Weblate comes with native support for GitHub.

If you are using Hosted Weblate, the recommended approach is to install the *Weblate app*, that way you will get the correct setup without having to set much up. It can also be used for pushing changes back.

To receive notifications on every push to a GitHub repository, add the Weblate Webhook in the repository settings (*Webhooks*) as shown on the image below:



The screenshot shows the GitHub repository settings page for 'WebplateOrg / hello'. The 'Webhooks' section is active, displaying the 'Add webhook' form. The form includes a 'Payload URL' field with the value 'https://hosted.weblate.org/hooks/github/'. The 'Content type' is set to 'application/x-www-form-urlencoded'. The 'Secret' field is empty. A checkbox for 'Active' is checked, with the text 'We will deliver event details when this hook is triggered.' below it. The 'Add webhook' button is green. The page also shows a sidebar with navigation links like 'Options', 'Collaborators & teams', 'Branches', 'Webhooks', 'Integrations & services', 'Deploy keys', and 'Alerts'. The footer contains copyright information and links to 'Terms', 'Privacy', 'Security', 'Status', 'Help', 'Contact GitHub', 'API', 'Training', 'Shop', 'Blog', and 'About'.

For the payload URL, append `/hooks/github/` to your Weblate URL, for example for the Hosted Weblate service, this is `https://hosted.weblate.org/hooks/github/`.

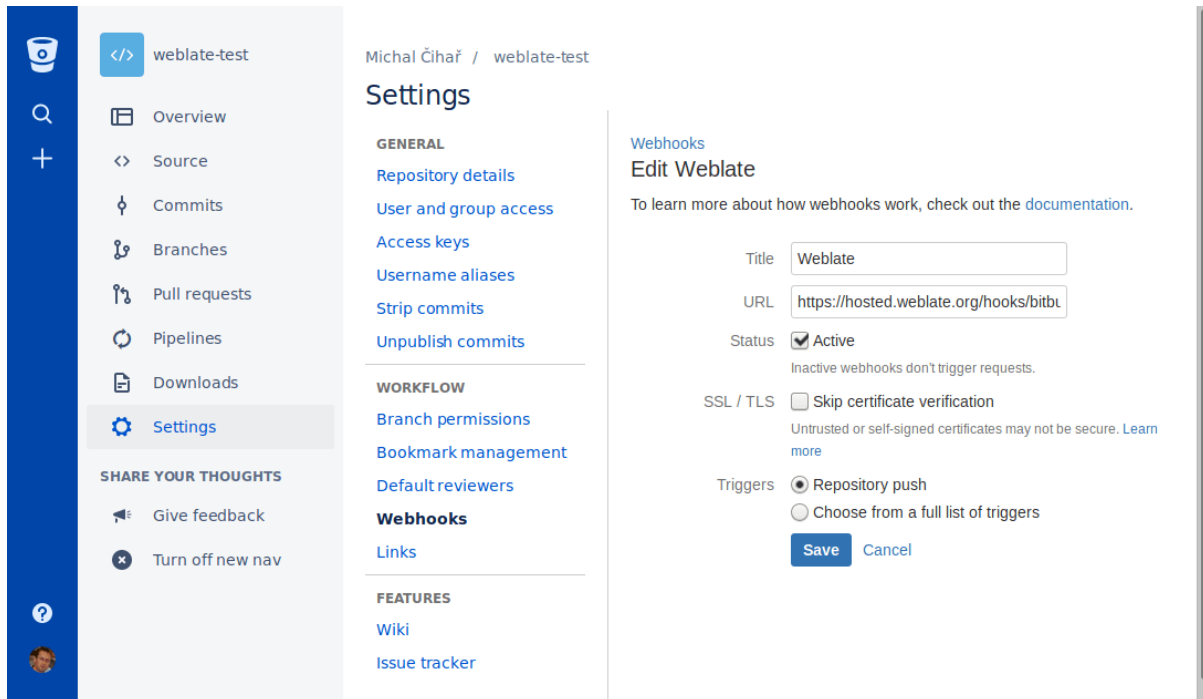
You can leave other values at default settings (Weblate can handle both content types and consumes just the *push* event).

**See also:**

*POST /hooks/github/, Accessing repositories from Hosted Weblate*

## Automatically receiving changes from Bitbucket

Weblate has support for Bitbucket webhooks, add a webhook which triggers upon repository push, with destination to `/hooks/bitbucket/` URL on your Weblate installation (for example `https://hosted.weblate.org/hooks/bitbucket/`).



See also:

*POST /hooks/bitbucket/, Accessing repositories from Hosted Weblate*

## Automatically receiving changes from GitLab

Weblate has support for GitLab hooks, add a project webhook with destination to `/hooks/gitlab/` URL on your Weblate installation (for example `https://hosted.weblate.org/hooks/gitlab/`).

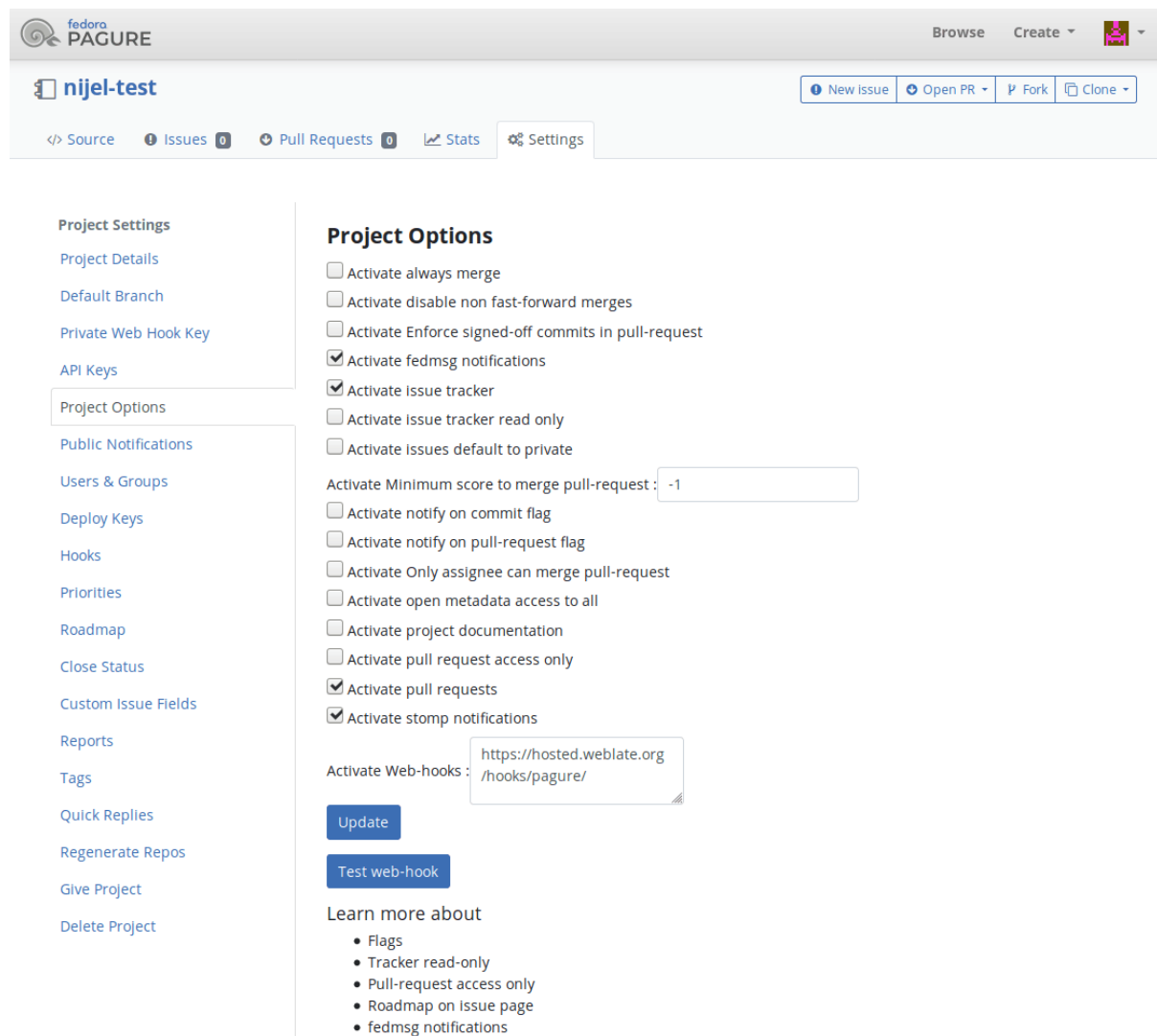
See also:

*POST /hooks/gitlab/, Accessing repositories from Hosted Weblate*

## Automatically receiving changes from Pagure

New in version 3.3.

Weblate has support for Pagure hooks, add a webhook with destination to `/hooks/pagure/` URL on your Weblate installation (for example `https://hosted.weblate.org/hooks/pagure/`). This can be done in *Activate Web-hooks* under *Project options*:



The screenshot shows the Weblate interface for a project named 'nijel-test'. The top navigation bar includes 'Browse', 'Create', and a user profile icon. Below the project name, there are links for 'New Issue', 'Open PR', 'Fork', and 'Clone'. The left sidebar lists various settings categories, with 'Project Options' currently selected. The main content area displays the 'Project Options' settings, which include a list of checkboxes for enabling various features like 'Activate always merge', 'Activate disable non fast-forward merges', 'Activate Enforce signed-off commits in pull-request', 'Activate fedmsg notifications', 'Activate Issue tracker', 'Activate Issue tracker read only', 'Activate Issues default to private', 'Activate Minimum score to merge pull-request', 'Activate notify on commit flag', 'Activate notify on pull-request flag', 'Activate Only assignee can merge pull-request', 'Activate open metadata access to all', 'Activate project documentation', 'Activate pull request access only', 'Activate pull requests', and 'Activate stomp notifications'. The 'Activate pull requests' and 'Activate stomp notifications' options are checked. Below the checkboxes, there is a text input field for 'Activate Web-hooks' with the value 'https://hosted.weblate.org/hooks/pagure/'. There are 'Update' and 'Test web-hook' buttons. At the bottom, there is a 'Learn more about' section with links to 'Flags', 'Tracker read-only', 'Pull-request access only', 'Roadmap on Issue page', and 'fedmsg notifications'.

### See also:

*POST /hooks/pagure/, Accessing repositories from Hosted Weblate*

## Automatically receiving changes from Azure Repos

New in version 3.8.

Weblate has support for Azure Repos web hooks, add a webhook for *Code pushed* event with destination to `/hooks/azure/` URL on your Weblate installation (for example `https://hosted.weblate.org/hooks/azure/`). This can be done in *Service hooks* under *Project settings*.

### See also:

Web hooks in Azure DevOps manual, *POST /hooks/azure/, Accessing repositories from Hosted Weblate*

## Automatically receiving changes from Gitea Repos

New in version 3.9.

Weblate has support for Gitea webhooks, add a *Gitea Webhook* for *Push events* event with destination to `/hooks/gitea/` URL on your Weblate installation (for example `https://hosted.weblate.org/hooks/gitea/`). This can be done in *Webhooks* under repository *Settings*.

See also:

Webhooks in Gitea manual, *POST /hooks/gitea/*, *Accessing repositories from Hosted Weblate*

## Automatically receiving changes from Gitee Repos

New in version 3.9.

Weblate has support for Gitee webhooks, add a *WebHook* for *Push* event with destination to `/hooks/gitee/` URL on your Weblate installation (for example `https://hosted.weblate.org/hooks/gitee/`). This can be done in *WebHooks* under repository *Management*.

See also:

Webhooks in Gitee manual, *POST /hooks/gitee/*, *Accessing repositories from Hosted Weblate*

## Automatically updating repositories nightly

Weblate automatically fetches remote repositories nightly to improve performance when merging changes later. You can optionally turn this into doing nightly merges as well, by enabling *AUTO\_UPDATE*.

## 2.9.2 Pushing changes from Weblate

Each translation component can have a push URL set up (see *Repository push URL*), and in that case Weblate will be able to push change to the remote repository. Weblate can be also be configured to automatically push changes on every commit (this is default, see *Push on commit*). If you do not want changes to be pushed automatically, you can do that manually under *Repository maintenance* or using API via *wlc push*.

The push options differ based on the *Version control integration* used, more details are found in that chapter.

In case you do not want direct pushes by Weblate, there is support for *GitHub*, *GitLab*, *Pagure* pull requests or *Gerrit* reviews, you can activate these by choosing *GitHub*, *GitLab*, *Gerrit* or *Pagure* as *Version control system* in *Component configuration*.

Overall, following options are available with Git, GitHub and GitLab:

| Desired setup                    | Version control system | Repository push URL           | Push branch  |
|----------------------------------|------------------------|-------------------------------|--------------|
| No push                          | <i>Git</i>             | <i>empty</i>                  | <i>empty</i> |
| Push directly                    | <i>Git</i>             | SSH URL                       | <i>empty</i> |
| Push to separate branch          | <i>Git</i>             | SSH URL                       | Branch name  |
| GitHub pull request from fork    | <i>GitHub</i>          | <i>empty</i>                  | <i>empty</i> |
| GitHub pull request from branch  | <i>GitHub</i>          | SSH URL <sup>1</sup>          | Branch name  |
| GitLab merge request from fork   | <i>GitLab</i>          | <i>empty</i>                  | <i>empty</i> |
| GitLab merge request from branch | <i>GitLab</i>          | SSH URL <sup>Page 59, 1</sup> | Branch name  |
| Pagure merge request from fork   | <i>Pagure</i>          | <i>empty</i>                  | <i>empty</i> |
| Pagure merge request from branch | <i>Pagure</i>          | SSH URL <sup>Page 59, 1</sup> | Branch name  |

**Note:** You can also enable automatic pushing of changes after Weblate commits, this can be done in *Push on commit*.

<sup>1</sup> Can be empty in case *Source code repository* supports pushing.

### See also:

See [Accessing repositories](#) for setting up SSH keys, and [Lazy commits](#) for info about when Weblate decides to commit changes.

### Protected branches

If you are using Weblate on protected branch, you can configure it to use pull requests and perform actual review on the translations (what might be problematic for languages you do not know). An alternative approach is to waive this limitation for the Weblate push user.

For example on GitHub this can be done in the repository configuration:

☒ **Require pull request reviews before merging**  
When enabled, all commits must be made to a non-protected branch and submitted via a pull request with the required number of approving reviews and no changes requested before it can be merged into a branch that matches this rule.  

Required approving reviews: 1 ▾


☐ **Dismiss stale pull request approvals when new commits are pushed**  
New reviewable commits pushed to a matching branch will dismiss pull request review approvals.


☐ **Require review from Code Owners**  
Require an approved review in pull requests including files with a designated code owner.

☒ **Restrict who can dismiss pull request reviews**  
Specify people or teams allowed to dismiss pull request reviews.  

Q Search for people or teams

People and teams that can dismiss reviews.

 **Organization and repository administrators**  
These members can always dismiss.

 **weblate**  
Weblate push user ×

---

### 2.9.3 Merge or rebase

By default, Weblate merges the upstream repository into its own. This is the safest way in case you also access the underlying repository by other means. In case you don't need this, you can enable rebasing of changes on upstream, which will produce a history with fewer merge commits.

---

**Note:** Rebasing can cause you trouble in case of complicated merges, so carefully consider whether or not you want to enable them.

---

## 2.9.4 Interacting with others

Weblate makes it easy to interact with others using its API.

**See also:**

*Weblate's REST API*

## 2.9.5 Lazy commits

The behaviour of Weblate is to group commits from the same author into one commit if possible. This greatly reduces the number of commits, however you might need to explicitly tell it to do the commits in case you want to get the VCS repository in sync, e.g. for merge (this is by default allowed for the *Managers* group, see *List of privileges*).

The changes in this mode are committed once any of the following conditions are fulfilled:

- Somebody else changes an already changed string.
- A merge from upstream occurs.
- An explicit commit is requested.
- Change is older than period defined as *Age of changes to commit* on *Component configuration*.

---

**Hint:** Commits are created for every component. So in case you have many components you will still see lot of commits. You might utilize *Squash Git commits* addon in that case.

---

If you want to commit changes more frequently and without checking of age, you can schedule a regular task to perform a commit:

```
CELERY_BEAT_SCHEDULE = {
 # Unconditionally commit all changes every 2 minutes
 "commit": {
 "task": "weblate.trans.tasks.commit_pending",
 # Ommiting hours will honor per component settings,
 # otherwise components with no changes older than this
 # won't be committed
 "kwargs": {"hours": 0},
 # How frequently to execute the job in seconds
 "schedule": 120,
 }
}
```

## 2.9.6 Processing repository with scripts

The way to customize how Weblate interacts with the repository is *Addons*. Consult *Executing scripts from addon* for info on how to execute external scripts through addons.

## 2.9.7 Keeping translations same across components

Once you have multiple translation components, you might want to ensure that the same strings have same translation. This can be achieved at several levels.

## Translation propagation

With translation propagation enabled (what is the default, see *Component configuration*), all new translations are automatically done in all components with matching strings. Such translations are properly credited to currently translating user in all components.

---

**Note:** The translation propagation requires the key to be match for monolingual translation formats, so keep that in mind when creating translation keys.

---

## Consistency check

The *Inconsistent* check fires whenever the strings are different. You can utilize this to review such differences manually and choose the right translation.

## Automatic translation

Automatic translation based on different components can be way to synchronize the translations across components. You can either trigger it manually (see *Automatic translation*) or make it run automatically on repository update using addon (see *Automatic translation*).

## 2.10 Licensing translations

You can specify which license translations are contributed under. This is especially important to do if translations are open to the public, to stipulate what they can be used for.

You should specify *Component configuration* license info. You should avoid requiring a contributor license agreement, though it is possible.

### 2.10.1 License info

Upon specifying license info (license name and URL), this info is shown in the translation info section of the respective *Component configuration*.

Usually this is best place to post licensing info if no explicit consent is required. If your project or translation is not libre you most probably need prior consent.

### 2.10.2 Contributor agreement

If you specify a contributor license agreement, only users who have agreed to it will be able to contribute. This is a clearly visible step when accessing the translation:

Webplate Dashboard Projects Languages Checks

WebplateOrg / Language names translated 95%

Contribution to this translation requires you to agree with a contributor agreement. [View contributor agreement](#)

Translations Info Alerts Search Insights Files Tools Manage Share Watching

| Language           | Translated | Untranslated | Untranslated words | Checks | Suggestions | Comments |
|--------------------|------------|--------------|--------------------|--------|-------------|----------|
| Czech  GPL-3.0     | ✓          |              |                    |        |             |          |
| Hebrew  GPL-3.0    | ✓          |              |                    |        |             |          |
| Hungarian  GPL-3.0 | 81%        | 4            | 5                  |        |             |          |
| English  GPL-3.0   | ✓          |              |                    |        |             |          |

[Start new translation](#)

Powered by Weblate 4.5.2 [About Weblate](#) [Legal](#) [Contact](#) [Documentation](#) [Donate to Weblate](#)

The entered text is formatted into paragraphs and external links can be included. HTML markup can not be used.

### 2.10.3 User licenses

Any user can review all translation licenses of all public projects on the instance from their profile:

Webplate Dashboard Projects Languages Checks

Your profile

Languages Preferences Notifications Account Profile Licenses Audit log API access

**Licenses**

Please pay attention to the licensing info, as this specifies how translations can be used.

By registering you agree to use your name and e-mail in the commits, and provide your contribution under the license defined by each localization project.

You have agreed to the following as a contributor:

- [WebplateOrg/Language names](#)

**Licenses for individual translations**

GNU General Public License v3.0 or later

[WebplateOrg/WebplateOrg](#) [WebplateOrg/Djangojs](#) [WebplateOrg/Django](#) [WebplateOrg/Language names](#)

MIT License

[WebplateOrg/Android](#)

Powered by Weblate 4.5.2 [About Weblate](#) [Legal](#) [Contact](#) [Documentation](#) [Donate to Weblate](#)

## 2.11 Translation process

### 2.11.1 Suggestion voting

Everyone can add suggestions by default, to be accepted by signed in users. Suggestion voting can be used to make use of a string when more than one signed-in user agrees, by setting up the *Component configuration* configuration with *Suggestion voting* to turn on voting, and *Autoaccept suggestions* to set a threshold for accepted suggestions (this includes a vote from the user making the suggestion if it is cast).

---

**Note:** Once automatic acceptance is set up, normal users lose the privilege to directly save translations or accept suggestions. This can be overridden with the *Edit string when suggestions are enforced permission*.

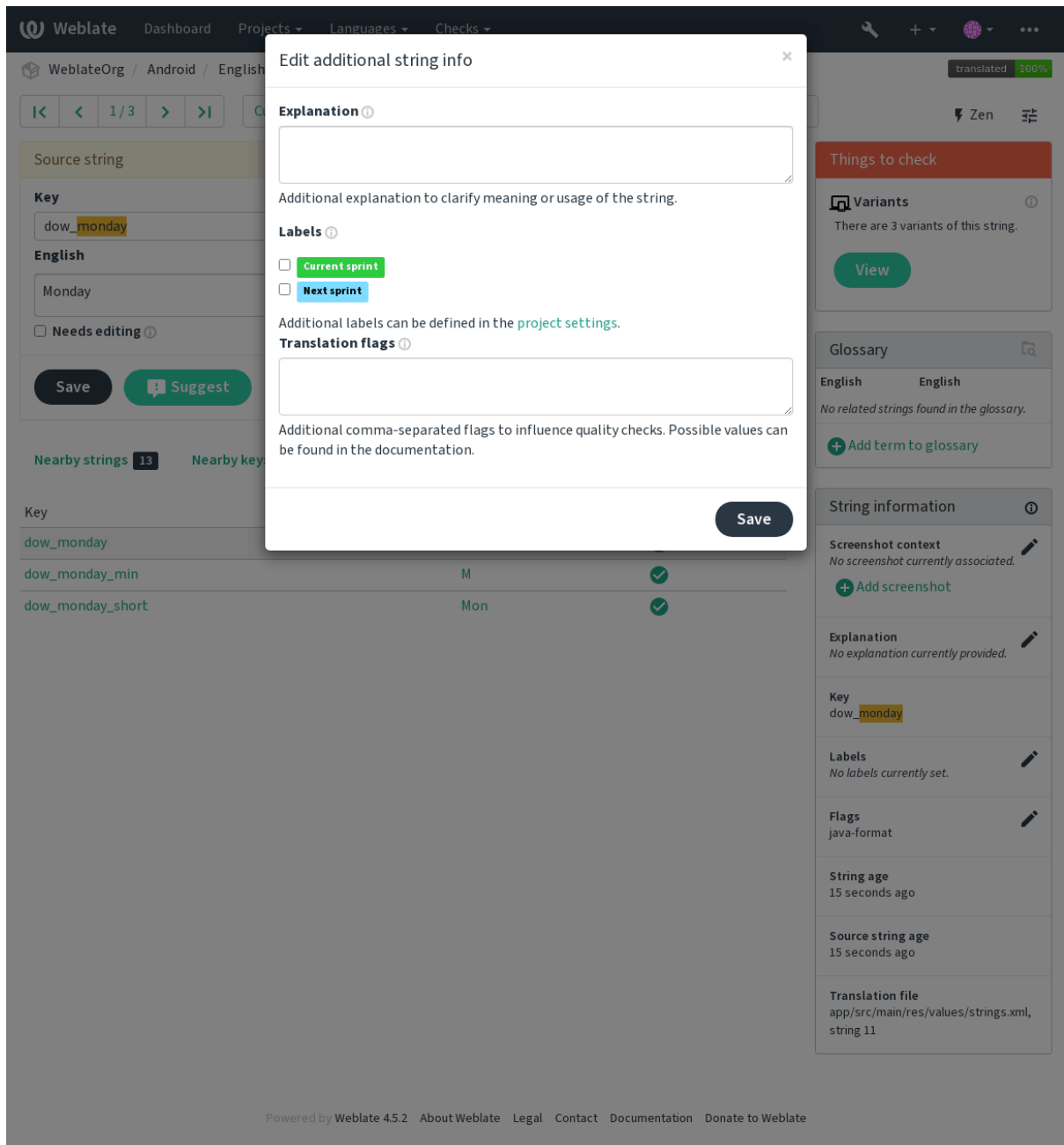
---

You can combine these with *access control* into one of the following setups:

- Users suggest and vote for suggestions and a limited group controls what is accepted. - Turn on voting. - Turn off automatic acceptance. - Don't let users save translations.
- Users suggest and vote for suggestions with automatic acceptance once the defined number of them agree. - Turn on voting. - Set the desired number of votes for automatic acceptance.
- Optional voting for suggestions. (Can optionally be used by users when they are unsure about a translation by making multiple suggestions.) - Only turn on voting.

### 2.11.2 Additional info on source strings

Enhance the translation process by adding additional info to the strings including explanations, string priorities, check flags and visual context. Some of that info may be extracted from the translation files and some may be added by editing the additional string info:



Access this directly from the translation interface by clicking the “Edit” icon next to *Screenshot context* or *Flags*.

Weblate
 Dashboard Projects Languages Checks

WebplateOrg / Django / Czech / Translate
 

translated 96%

<

<<

11 / 26

>>

>

All strings

Position and priority

🔍 Zen

Translation

**Explanation**

English

Automatic translation via machine translation uses active machine translation engines to get the best possible translations and applies them in this project.

Czech

Automatický překlad prostřednictvím strojového překladu používá aktivní enginy strojového překladu pro získání nejlepších možných překladů a použije je na tento projekt.

Needs editing

Save Suggest Skip

Nearby strings

Comments Automatic suggestions Other languages History

| Context                                                                   | English                                                                                                                                                                                                                                                            | Czech                                                                                                                                                                                                                  | State |
|---------------------------------------------------------------------------|--------------------------------------------------------------------------------------------------------------------------------------------------------------------------------------------------------------------------------------------------------------------|------------------------------------------------------------------------------------------------------------------------------------------------------------------------------------------------------------------------|-------|
|                                                                           | Files                                                                                                                                                                                                                                                              | Soubory                                                                                                                                                                                                                |       |
|                                                                           | Automatic translation                                                                                                                                                                                                                                              | Automatický překlad                                                                                                                                                                                                    |       |
|                                                                           | Add new translation string                                                                                                                                                                                                                                         | Add new translation string                                                                                                                                                                                             |       |
|                                                                           | Translation status                                                                                                                                                                                                                                                 | Stav překladu                                                                                                                                                                                                          |       |
|                                                                           | %(count)s word                                                                                                                                                                                                                                                     | %(count)s slovo                                                                                                                                                                                                        |       |
|                                                                           | Other components                                                                                                                                                                                                                                                   | Další součásti                                                                                                                                                                                                         |       |
|                                                                           | Translation file                                                                                                                                                                                                                                                   | Soubor s překladem                                                                                                                                                                                                     |       |
|                                                                           | Download                                                                                                                                                                                                                                                           | Stáhnout                                                                                                                                                                                                               |       |
|                                                                           | Browse all translation changes                                                                                                                                                                                                                                     | Procházet všechny změny v překladu.                                                                                                                                                                                    |       |
|                                                                           | Automatic translation takes existing translations in this project and applies them to the current component. It can be used to push translations to a different branch, to fix inconsistent translations or to translate a new component using translation memory. | Automatický překlad použije stávající překlady v projektu na tuto součást. Může být užitečný pro sloučení překladů z jiné větve, opravu nekonzistentních překladů nebo překlad nové součásti pomocí překladové paměti. |       |
|                                                                           | Automatic translation via machine translation uses active machine translation engines to get the best possible translations and applies them in this project.                                                                                                      | Automatický překlad prostřednictvím strojového překladu používá aktivní enginy strojového překladu pro získání nejlepších možných překladů a použije je na tento projekt.                                              |       |
|                                                                           | You can add new translation string here, it will automatically appear in all translations.                                                                                                                                                                         | Zde můžete přidat nový řetězec k překladu, automaticky se objeví ve všech jazycích.                                                                                                                                    |       |
|                                                                           | The uploaded file will be merged with the current translation. In case you want to overwrite already translated strings, don't forget to enable it.                                                                                                                | Nahrany soubor bude sloučen se stávajícími překlady. Pokud chcete přepsat již přeložené řetězce, nezapomeňte to povolit.                                                                                               |       |
|                                                                           | The uploaded file will be merged with the current translation.                                                                                                                                                                                                     | Nahrany soubor bude sloučen se stávajícími překlady.                                                                                                                                                                   |       |
|                                                                           | The fulltext search might not work properly as the fulltext index for this translation is not yet up to date.                                                                                                                                                      | Fulltextové vyhledávání nemusí fungovat správe, protože fulltextový index pro tento překlad ještě není plně zpracován.                                                                                                 |       |
|                                                                           | Review                                                                                                                                                                                                                                                             | Kontrola                                                                                                                                                                                                               |       |
|                                                                           | Review translations touched by other users.                                                                                                                                                                                                                        | Zkontrolovat překlady od ostatních uživatelů.                                                                                                                                                                          |       |
|                                                                           | Start review                                                                                                                                                                                                                                                       | Začít kontrolu                                                                                                                                                                                                         |       |
|                                                                           | Percent                                                                                                                                                                                                                                                            | Procenta                                                                                                                                                                                                               |       |
|                                                                           | Total                                                                                                                                                                                                                                                              | Celkem                                                                                                                                                                                                                 |       |
|                                                                           | Failing check                                                                                                                                                                                                                                                      | Neúspěšných kontrol                                                                                                                                                                                                    |       |
|                                                                           | Last activity                                                                                                                                                                                                                                                      | Poslední aktivity                                                                                                                                                                                                      |       |
|                                                                           | Last change                                                                                                                                                                                                                                                        | Poslední změna                                                                                                                                                                                                         |       |
|                                                                           | Last author                                                                                                                                                                                                                                                        | Poslední autor                                                                                                                                                                                                         |       |
| Question for a mathematics-based CAPTCHA, the %s is an arithmetic problem | What is %s?                                                                                                                                                                                                                                                        | Kolik to je?                                                                                                                                                                                                           |       |
| The string uses three dots (...) instead of an ellipsis character (...)   |                                                                                                                                                                                                                                                                    |                                                                                                                                                                                                                        |       |

Glossary

English Czech

machine translation strojový překlad

project projekt

Add term to glossary

String information

Screenshot context

No screenshot currently associated.

Add screenshot

Explanation

Help text for automatic translation tool

Labels

No labels currently set.

Flags

No flags currently set.

Source string location

webplate/templates/translation.html:212

String age

3 seconds ago

Source string age

3 seconds ago

Translation file

webplate/locale/cs/LC\_MESSAGES/djan-go.po, string 11

Powered by Weblate 4.5.2 About Weblate Legal Contact Documentation Donate to Weblate

## Strings prioritization

New in version 2.0.

String priority can be changed to offer higher priority strings for translation earlier by using the `priority` flag.

---

**Hint:** This can be used to order the flow of translation in a logical manner.

---

**See also:**

[Quality checks](#)

## Translation flags

New in version 2.4.

Changed in version 3.3: Previously called *Quality checks flags*, it no longer configures only checks.

The default set of translation flags is determined by the translation [Component configuration](#) and the translation file. However, you might want to use it to customize this per source string.

**See also:**

[Quality checks](#)

## Explanation

Changed in version 4.1: In previous versions this has been called *Extra context*.

Use the explanation to clarify scope or usage of the translation. You can use Markdown to include links and other markup.

Visual context for strings

New in version 2.9.

You can upload a screenshot showing a given source string in use within your program. This helps translators understand where it is used, and how it should be translated.

The uploaded screenshot is shown in the translation context sidebar:

Webplate

Dashboard

Projects

Languages

Checks

🔍

+

🌐

⋮

WebplateOrg / Django / Czech / Translate

translated 96%

⏪

⏴

11 / 26

⏵

⏩

All strings

Position and priority

⚡ Zen

⚙

Translation

Explanation

Help text for automatic translation tool

English

Automatic translation via machine translation uses active machine translation engines to get the best possible translations and applies them in this project.

Czech

Automatický překlad prostřednictvím strojového překladu používá aktivní enginy strojového překladu pro získání nejlepších možných překladů a použije je na tento projekt.

Clone source

NBS

⏮

⏪

⏴

⏵

⏭

⏩

⏪

⏮

Needs editing

169/1570 · 157

Save

Suggest

Skip

Nearby strings 26

Comments

Automatic suggestions

Other languages 4

History

Translation memory

Search

| Translation                                                                                                                                                               | Source                                                                                                                                                        | Origin                                                                                                                                               | Similarity |      |               |
|---------------------------------------------------------------------------------------------------------------------------------------------------------------------------|---------------------------------------------------------------------------------------------------------------------------------------------------------------|------------------------------------------------------------------------------------------------------------------------------------------------------|------------|------|---------------|
| Automatický překlad prostřednictvím strojového překladu používá aktivní enginy strojového překladu pro získání nejlepších možných překladů a použije je na tento projekt. | Automatic translation via machine translation uses active machine translation engines to get the best possible translations and applies them in this project. | Webplate Translation Memory (Project: weblateorg/django)<br>Webplate Translation Memory (Shared: weblateorg/django)<br>Webplate (WebplateOrg/Django) |            | Copy | Copy and save |

Glossary

English

Czech

machine translation

strojový překlad

WebplateOrg

project

projekt

WebplateOrg

Add term to glossary

String information

Screenshot context

Add screenshot

Explanation

Help text for automatic translation tool

Labels

No labels currently set.

Flags

No flags currently set.

Source string location

weblate/templates/translation.html:212

String age

11 seconds ago

Source string age

12 seconds ago

Translation file


weblate/locale/cs/LC\_MESSAGES/django.po, string 11

Powered by Weblate 4.5.2 About Weblate Legal Contact Documentation Donate to Weblate

In addition to *Additional info on source strings*, screenshots have a separate management interface under the *Tools* menu. Upload screenshots, assign them to source strings manually, or use optical character recognition to do so. Once a screenshot is uploaded, this interface handles management and source string association:

252

Chapter 2. Administrator docs

 Weblate
 Dashboard Projects Languages Checks

WeblateOrg / Django / Screenshots / Automatic translation

Screenshot has been uploaded, you can now assign it to source strings.

### Assigned source strings


| Source string                                                            | Context | Location | Assigned screenshots | Actions |
|--------------------------------------------------------------------------|---------|----------|----------------------|---------|
| No source strings are currently assigned!                                |         |          |                      |         |
| Screenshot is shown to add visual context for all listed source strings. |         |          |                      |         |


### Assign source strings


| Source string                         | Context | Location | Assigned screenshots | Actions |
|---------------------------------------|---------|----------|----------------------|---------|
| No new matching source strings found. |         |          |                      |         |


### Image

**Source string**

Hello, world! 

**One**  
 Orangutan has %d banana. 

**Other**  
 Orangutan has %d bananas. 

Try Weblate at <http://demo.weblate.org/>! 

Thank you for using Weblate.

Screenshot is shown to add visual context for all listed source strings.

### Edit screenshot

**Screenshot name**

**Image**


Currently: [screenshots/screenshot.png](#)

Change:

No file chosen

Upload JPEG or PNG images up to 2000x2000 pixels.

### Screenshot details

|                    |                                                                                              |
|--------------------|----------------------------------------------------------------------------------------------|
| <b>Created</b>     | now                                                                                          |
| <b>Uploaded by</b> |  testuser |
| <b>Language</b>    | English                                                                                      |

#### Delete screenshot

Deleting screenshot will remove it from all associated source strings.

## 2.12 Checks and fixups

### 2.12.1 Custom automatic fixups

You can also implement your own automatic fixup in addition to the standard ones and include them in `AUTOFIX_LIST`.

The automatic fixes are powerful, but can also cause damage; be careful when writing one.

For example, the following automatic fixup would replace every occurrence of the string `foo` in a translation with `bar`:

```
#
Copyright © 2012 - 2021 Michal Čihař <michal@cihar.com>
#
This file is part of Weblate <https://weblate.org/>
#
This program is free software: you can redistribute it and/or modify
it under the terms of the GNU General Public License as published by
the Free Software Foundation, either version 3 of the License, or
(at your option) any later version.
#
This program is distributed in the hope that it will be useful,
but WITHOUT ANY WARRANTY; without even the implied warranty of
MERCHANTABILITY or FITNESS FOR A PARTICULAR PURPOSE. See the
GNU General Public License for more details.
#
You should have received a copy of the GNU General Public License
along with this program. If not, see <https://www.gnu.org/licenses/>.
#

from django.utils.translation import gettext_lazy as _

from weblate.trans.autofixes.base import AutoFix

class ReplaceFooWithBar(AutoFix):
 """Replace foo with bar."""

 name = _("Foobar")

 def fix_single_target(self, target, source, unit):
 if "foo" in target:
 return target.replace("foo", "bar"), True
 return target, False
```

To install custom checks, provide a fully-qualified path to the Python class in the `AUTOFIX_LIST`, see *Custom quality checks, addons and auto-fixes*.

### 2.12.2 Customizing behavior using flags

You can fine-tune the behavior of Weblate (mostly checks) for each source string (in source strings review, see *Additional info on source strings*) or in the *Component configuration (Translation flags)*. Some file formats also allow to specify flags directly in the format (see *Supported file formats*).

The flags are comma-separated, the parameters are separated with colon. You can use quotes to include whitespace or special chars in the string. For example:

```
placeholders:"special:value":"other value", regex:.*
```

Here is a list of flags currently accepted:

**rst-text** Treat a text as an reStructuredText document, affects *Unchanged translation*.

**md-text** Treat text as a Markdown document.

**dos-eol** Uses DOS end-of-line markers instead of Unix ones (`\r\n` instead of `\n`).

**url** The string should consist of only a URL.

**safe-html** The string should be HTML safe, see *Unsafe HTML*.

**read-only** The string is read-only and should not be edited in Weblate, see *Read only strings*.

**priority:N** Priority of the string. Higher priority strings are presented first for translation. The default priority is 100, the higher priority a string has, the earlier it is offered for translation.

**max-length:N** Limit the maximal length for a string to N characters, see *Maximum length of translation*.

**xml-text** Treat text as XML document, affects *XML syntax* and *XML markup*.

**font-family:NAME** Define font-family for rendering checks, see *Managing fonts*.

**font-weight:WEIGHT** Define font-weight for rendering checks, see *Managing fonts*.

**font-size:SIZE** Define font-size for rendering checks, see *Managing fonts*.

**font-spacing:SPACING** Define letter spacing for rendering checks, see *Managing fonts*.

**placeholders:NAME:NAME2:...** Placeholder strings expected in translation, see *Placeholders*.

**replacements:FROM:TO:FROM2:TO2...** Replacements to perform when checking resulting text parameters (for example in *Maximum size of translation* or *Maximum length of translation*). The typical use case for this is to expand placeables to ensure that the text fits even with long values, for example: `replacements:%s:"John Doe"`.

**variants:SOURCE** Mark this string as a variant of string with matching source. See variants.

**regex:REGEX** Regular expression to match translation, see *Regular expression*.

**forbidden** Indicates forbidden translation in a glossary, see *Forbidden translations*.

**python-format, c-format, php-format, python-brace-format, javascript-format, c-sharp-format, java-format** Treats all strings like format strings, affects *Formatted strings*, *Formatted strings*, *Formatted strings*, *Formatted strings*, *Formatted strings*, *Formatted strings*, *Formatted strings*, *Formatted strings*, *Formatted strings*, *Formatted strings*, *Unchanged translation*.

**strict-same** Make “Unchanged translation” avoid using built-in words blacklist, see *Unchanged translation*.

**check-glossary** Enable the “Does not follow glossary” quality check.

**ignore-bbcode** Skip the “BBcode markup” quality check.

**ignore-duplicate** Skip the “Consecutive duplicated words” quality check.

**ignore-check-glossary** Skip the “Does not follow glossary” quality check.

**ignore-double-space** Skip the “Double space” quality check.

**ignore-angularjs-format** Skip the “AngularJS interpolation string” quality check.

**ignore-c-format** Skip the “C format” quality check.

**ignore-c-sharp-format** Skip the “C# format” quality check.

**ignore-es-format** Skip the “ECMAScript template literals” quality check.

**ignore-i18next-interpolation** Skip the “i18next interpolation” quality check.

**ignore-java-format** Skip the “Java format” quality check.

**ignore-java-messageformat** Skip the “Java MessageFormat” quality check.

**ignore-javascript-format** Skip the “JavaScript format” quality check.

**ignore-lua-format** Skip the “Lua format” quality check.

**ignore-percent-placeholders** Skip the “Percent placeholders” quality check.

**ignore-perl-format** Skip the “Perl format” quality check.

**ignore-php-format** Skip the “PHP format” quality check.

**ignore-python-brace-format** Skip the “Python brace format” quality check.

**ignore-python-format** Skip the “Python format” quality check.

**ignore-qt-format** Skip the “Qt format” quality check.

**ignore-qt-plural-format** Skip the “Qt plural format” quality check.

**ignore-ruby-format** Skip the “Ruby format” quality check.

**ignore-vue-format** Skip the “Vue I18n formatting” quality check.

**ignore-translated** Skip the “Has been translated” quality check.

**ignore-inconsistent** Skip the “Inconsistent” quality check.

**ignore-kashida** Skip the “Kashida letter used” quality check.

**ignore-md-link** Skip the “Markdown links” quality check.

**ignore-md-reflink** Skip the “Markdown references” quality check.

**ignore-md-syntax** Skip the “Markdown syntax” quality check.

**ignore-max-length** Skip the “Maximum length of translation” quality check.

**ignore-max-size** Skip the “Maximum size of translation” quality check.

**ignore-escaped-newline** Skip the “Mismatched n” quality check.

**ignore-end-colon** Skip the “Mismatched colon” quality check.

**ignore-end-ellipsis** Skip the “Mismatched ellipsis” quality check.

**ignore-end-exclamation** Skip the “Mismatched exclamation mark” quality check.

**ignore-end-stop** Skip the “Mismatched full stop” quality check.

**ignore-end-question** Skip the “Mismatched question mark” quality check.

**ignore-end-semicolon** Skip the “Mismatched semicolon” quality check.

**ignore-newline-count** Skip the “Mismatching line breaks” quality check.

**ignore-plurals** Skip the “Missing plurals” quality check.

**ignore-placeholders** Skip the “Placeholders” quality check.

**ignore-punctuation-spacing** Skip the “Punctuation spacing” quality check.

**ignore-regex** Skip the “Regular expression” quality check.

**ignore-same-plurals** Skip the “Same plurals” quality check.

**ignore-begin-newline** Skip the “Starting newline” quality check.

**ignore-begin-space** Skip the “Starting spaces” quality check.

**ignore-end-newline** Skip the “Trailing newline” quality check.

**ignore-end-space** Skip the “Trailing space” quality check.

**ignore-same** Skip the “Unchanged translation” quality check.

**ignore-safe-html** Skip the “Unsafe HTML” quality check.

**ignore-url** Skip the “URL” quality check.

**ignore-xml-tags** Skip the “XML markup” quality check.

**ignore-xml-invalid** Skip the “XML syntax” quality check.

**ignore-zero-width-space** Skip the “Zero-width space” quality check.

**ignore-ellipsis** Skip the “Ellipsis” quality check.

**ignore-long-untranslated** Skip the “Long untranslated” quality check.

**ignore-multiple-failures** Skip the “Multiple failing checks” quality check.

**ignore-unnamed-format** Skip the “Multiple unnamed variables” quality check.

**ignore-optional-plural** Skip the “Unpluralised” quality check.

---

**Note:** Generally the rule is named `ignore-*` for any check, using its identifier, so you can use this even for your custom checks.

---

These flags are understood both in *Component configuration* settings, per source string settings and in the translation file itself (for example in GNU gettext).

### 2.12.3 Enforcing checks

New in version 3.11.

You can configure a list of checks which can not be ignored by setting *Enforced checks* in *Component configuration*. Each listed check can not be ignored in the user interface and any string failing this check is marked as *Needs editing* (see *Translation states*).

### 2.12.4 Managing fonts

New in version 3.7.

---

**Hint:** Fonts uploaded into Weblate are used purely for purposes of the *Maximum size of translation* check, they do not have an effect in Weblate user interface.

---

The *Maximum size of translation* check used to calculate dimensions of the rendered text needs font to be loaded into Weblate and selected using a translation flag (see *Customizing behavior using flags*).

Weblate font management tool in *Fonts* under the *Manage* menu of your translation project provides interface to upload and manage fonts. TrueType or OpenType fonts can be uploaded, set up font-groups and use those in the check.

The font-groups allow you to define different fonts for different languages, which is typically needed for non-latin languages:

Weblate
Dashboard
Projects
Languages
Checks

WeblateOrg / Font groups / default-font

Font group

|              |                      |                             |        |
|--------------|----------------------|-----------------------------|--------|
| Name         | default-font         |                             |        |
| Default font | Source Sans Pro Bold |                             |        |
| Japanese     | language override    | Droid Sans Fallback Regular | Remove |
| Korean       | language override    | Droid Sans Fallback Regular | Remove |

Delete

Add language override

Language

Font

Save

Edit font group

Font group name

default-font

Identifier you will use in checks to select this font group. Avoid whitespaces and special characters.


Default font


Source Sans Pro Bold

Default font is used unless per language override matches.

Save

The font-groups are identified by name, which can not contain whitespace or special characters, so that it can be easily used in the check definition:

 Weblate
 Dashboard Projects Languages Checks

 WeblateOrg / Fonts

Font groups
 Fonts

| Group name   | Default font         | Language overrides                                                           |      |
|--------------|----------------------|------------------------------------------------------------------------------|------|
| default-font | Source Sans Pro Bold | Japanese: Droid Sans Fallback Regular<br>Korean: Droid Sans Fallback Regular | Edit |

Add font group


**Font group name**  
  
 Identifier you will use in checks to select this font group. Avoid whitespaces and special characters.


**Default font**  
  
 Default font is used unless per language override matches.


Save

Powered by Weblate 4.5.2
 [About Weblate](#)
[Legal](#)
[Contact](#)
[Documentation](#)
[Donate to Weblate](#)

Font-family and style is automatically recognized after uploading them:

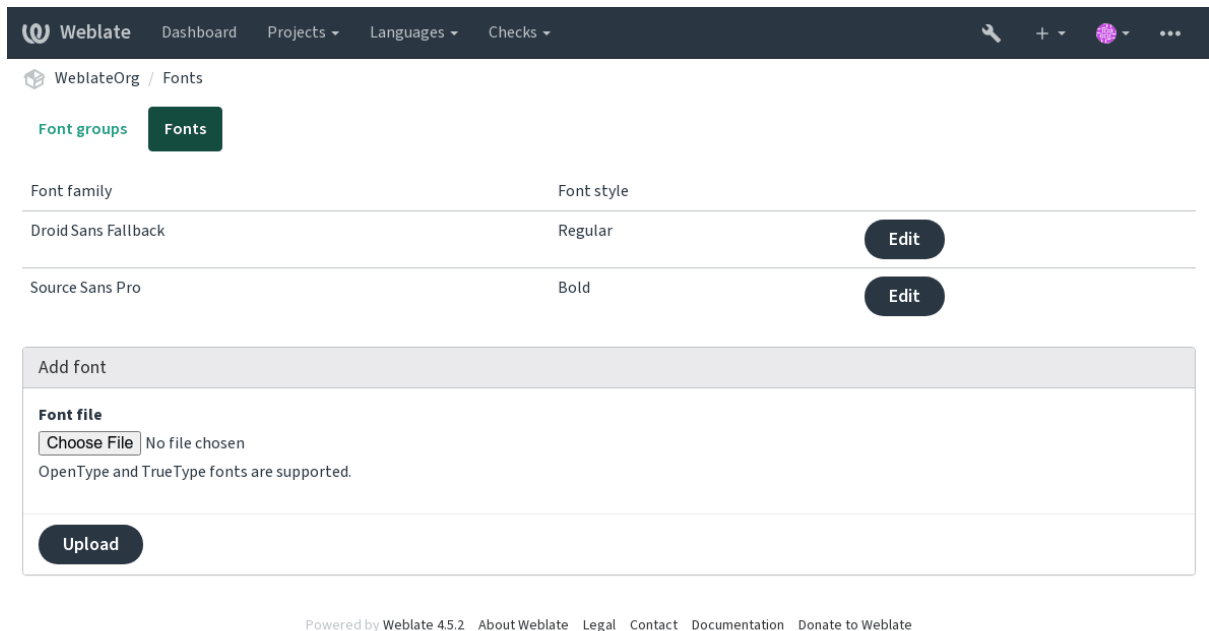
 Weblate
 Dashboard Projects Languages Checks

 WeblateOrg / Fonts / Droid Sans Fallback Regular

| Font                  |                                                                                              |
|-----------------------|----------------------------------------------------------------------------------------------|
| <b>Font family</b>    | Droid Sans Fallback                                                                          |
| <b>Font style</b>     | Regular                                                                                      |
| <b>File size</b>      | 3939852                                                                                      |
| <b>Created</b>        | now                                                                                          |
| <b>Uploaded by</b>    |  testuser |
| <b>Used in groups</b> |                                                                                              |
| Delete                |                                                                                              |

Powered by Weblate 4.5.2
 [About Weblate](#)
[Legal](#)
[Contact](#)
[Documentation](#)
[Donate to Weblate](#)

You can have a number of fonts loaded into Weblate:



To use the fonts for checking the string length, pass it the appropriate flags (see [Customizing behavior using flags](#)). You will probably need the following ones:

**max-size:500** Defines maximal width.

**font-family:ubuntu** Defines font group to use by specifying its identifier.

**font-size:22** Defines font size.

## 2.12.5 Writing own checks

A wide range of quality checks are built-in, (see [Quality checks](#)), though they might not cover everything you want to check. The list of performed checks can be adjusted using [CHECK\\_LIST](#), and you can also add custom checks.

1. Subclass the `weblate.checks.Check`
2. Set a few attributes.
3. Implement either the `check` (if you want to deal with plurals in your code) or the `check_single` method (which does it for you).

Some examples:

To install custom checks, provide a fully-qualified path to the Python class in the [CHECK\\_LIST](#), see [Custom quality checks, addons and auto-fixes](#).

### Checking translation text does not contain “foo”

This is a pretty simple check which just checks whether the translation is missing the string “foo”.

```
#
Copyright © 2012 - 2021 Michal Čihař <michal@cihar.com>
#
This file is part of Weblate <https://weblate.org/>
#
This program is free software: you can redistribute it and/or modify
it under the terms of the GNU General Public License as published by
the Free Software Foundation, either version 3 of the License, or
(at your option) any later version.
```

(continues on next page)

(continued from previous page)

```
#
This program is distributed in the hope that it will be useful,
but WITHOUT ANY WARRANTY; without even the implied warranty of
MERCHANTABILITY or FITNESS FOR A PARTICULAR PURPOSE. See the
GNU General Public License for more details.
#
You should have received a copy of the GNU General Public License
along with this program. If not, see <https://www.gnu.org/licenses/>.
#
"""Simple quality check example."""

from django.utils.translation import gettext_lazy as _

from weblate.checks.base import TargetCheck

class FooCheck(TargetCheck):

 # Used as identifier for check, should be unique
 # Has to be shorter than 50 characters
 check_id = "foo"

 # Short name used to display failing check
 name = _("Foo check")

 # Description for failing check
 description = _("Your translation is foo")

 # Real check code
 def check_single(self, source, target, unit):
 return "foo" in target
```

## Checking that Czech translation text plurals differ

Check using language info to verify the two plural forms in Czech language are not same.

```
#
Copyright © 2012 - 2021 Michal Čihař <michal@cihar.com>
#
This file is part of Weblate <https://weblate.org/>
#
This program is free software: you can redistribute it and/or modify
it under the terms of the GNU General Public License as published by
the Free Software Foundation, either version 3 of the License, or
(at your option) any later version.
#
This program is distributed in the hope that it will be useful,
but WITHOUT ANY WARRANTY; without even the implied warranty of
MERCHANTABILITY or FITNESS FOR A PARTICULAR PURPOSE. See the
GNU General Public License for more details.
#
You should have received a copy of the GNU General Public License
along with this program. If not, see <https://www.gnu.org/licenses/>.
#
"""Quality check example for Czech plurals."""

from django.utils.translation import gettext_lazy as _

from weblate.checks.base import TargetCheck
```

(continues on next page)

(continued from previous page)

```
class PluralCzechCheck(TargetCheck):

 # Used as identifier for check, should be unique
 # Has to be shorter than 50 characters
 check_id = "foo"

 # Short name used to display failing check
 name = _("Foo check")

 # Description for failing check
 description = _("Your translation is foo")

 # Real check code
 def check_target_unit(self, sources, targets, unit):
 if self.is_language(unit, ("cs",)):
 return targets[1] == targets[2]
 return False

 def check_single(self, source, target, unit):
 """We don't check target strings here."""
 return False
```

## 2.13 Machine translation

Built-in support for several machine translation services and can be turned on by the administrator using `MT_SERVICES` for each one. They come subject to their terms of use, so ensure you are allowed to use them how you want.

The source language can be configured at [Project configuration](#).

### 2.13.1 amaGama

Special installation of `tmserver` run by the authors of Virtaal.

Turn on this service by adding `weblate.machinery.tmserver.AmagamaTranslation` to `MT_SERVICES`.

**See also:**

[Installing amaGama, Amagama, amaGama Translation Memory](#)

### 2.13.2 Apertium

A libre software machine translation platform providing translations to a limited set of languages.

The recommended way to use Apertium is to run your own Apertium-APy server.

Turn on this service by adding `weblate.machinery.apertium.ApertiumAPYTranslation` to `MT_SERVICES` and set `MT_APERTIUM_APY`.

**See also:**

[MT\\_APERTIUM\\_APY](#), [Apertium website](#), [Apertium APy documentation](#)

### 2.13.3 AWS

New in version 3.1.

Amazon Translate is a neural machine translation service for translating text to and from English across a breadth of supported languages.

1. Turn on this service by adding `weblate.machinery.aws.AWSTranslation` to `MT_SERVICES`.
2. Install the *boto3* module.
3. Configure Weblate.

**See also:**

`MT_AWS_REGION`, `MT_AWS_ACCESS_KEY_ID`, `MT_AWS_SECRET_ACCESS_KEY` [Amazon Translate Documentation](#)

### 2.13.4 Baidu API machine translation

New in version 3.2.

Machine translation service provided by Baidu.

This service uses an API and you need to obtain an ID and API key from Baidu to use it.

Turn on this service by adding `weblate.machinery.baidu.BaiduTranslation` to `MT_SERVICES` and set `MT_BAIDU_ID` and `MT_BAIDU_SECRET`.

**See also:**

`MT_BAIDU_ID`, `MT_BAIDU_SECRET` [Baidu Translate API](#)

### 2.13.5 DeepL

New in version 2.20.

DeepL is paid service providing good machine translation for a few languages. You need to purchase *DeepL API* subscription or you can use legacy *DeepL Pro (classic)* plan.

Turn on this service by adding `weblate.machinery.deepl.DeepLTranslation` to `MT_SERVICES` and set `MT_DEEPL_KEY`.

---

**Hint:** In case you have subscription for CAT tools, you are supposed to use “v1 API” instead of default “v2” used by Weblate (it is not really an API version in this case). You can toggle this by `MT_DEEPL_API_VERSION`.

---

**See also:**

`MT_DEEPL_KEY`, `MT_DEEPL_API_VERSION`, [DeepL website](#), [DeepL pricing](#), [DeepL API documentation](#)

### 2.13.6 Glosbe

Free dictionary and translation memory for almost every living language.

The API is gratis to use, but subject to the used data source license. There is a limit of calls that may be done from one IP in a set period of time, to prevent abuse.

Turn on this service by adding `weblate.machinery.glosbe.GlosbeTranslation` to `MT_SERVICES`.

**See also:**

[Glosbe website](#)

### 2.13.7 Google Translate

Machine translation service provided by Google.

This service uses the Google Translation API, and you need to obtain an API key and turn on billing in the Google API console.

To turn on this service, add `weblate.machinery.google.GoogleTranslation` to `MT_SERVICES` and set `MT_GOOGLE_KEY`.

**See also:**

`MT_GOOGLE_KEY`, [Google translate documentation](#)

### 2.13.8 Google Translate API V3 (Advanced)

Machine translation service provided by Google Cloud services.

This service differs from the former one in how it authenticates. To enable service, add `weblate.machinery.google.v3.GoogleV3Translation` to `MT_SERVICES` and set

- `MT_GOOGLE_CREDENTIALS`
- `MT_GOOGLE_PROJECT`

If `location` fails, you may also need to specify `MT_GOOGLE_LOCATION`.

**See also:**

`MT_GOOGLE_CREDENTIALS`, `MT_GOOGLE_PROJECT`, `MT_GOOGLE_LOCATION` [Google translate documentation](#)

### 2.13.9 Microsoft Cognitive Services Translator

New in version 2.10.

Machine translation service provided by Microsoft in Azure portal as a one of Cognitive Services.

Weblate implements Translator API V3.

To enable this service, add `weblate.machinery.microsoft.MicrosoftCognitiveTranslation` to `MT_SERVICES` and set `MT_MICROSOFT_COGNITIVE_KEY`.

#### Translator Text API V2

The key you use with Translator API V2 can be used with API 3.

#### Translator Text API V3

You need to register at Azure portal and use the key you obtain there. With new Azure keys, you also need to set `MT_MICROSOFT_REGION` to locale of your service.

**See also:**

`MT_MICROSOFT_COGNITIVE_KEY`, `MT_MICROSOFT_REGION`, [Cognitive Services - Text Translation API](#), [Microsoft Azure Portal](#)

### 2.13.10 Microsoft Terminology Service

New in version 2.19.

The Microsoft Terminology Service API allows you to programmatically access the terminology, definitions and user interface (UI) strings available in the Language Portal through a web service.

Turn this service on by adding `weblate.machinery.microsoftterminology.MicrosoftTerminologyService` to `MT_SERVICES`.

**See also:**

[Microsoft Terminology Service API](#)

### 2.13.11 ModernMT

New in version 4.2.

Turn this service on by adding `weblate.machinery.modernmt.ModernMTTranslation` to `MT_SERVICES` and configure `MT_MODERNMT_KEY`.

**See also:**

[ModernMT API](#), `MT_MODERNMT_KEY`, `MT_MODERNMT_URL`

### 2.13.12 MyMemory

Huge translation memory with machine translation.

Free, anonymous usage is currently limited to 100 requests/day, or to 1000 requests/day when you provide a contact e-mail address in `MT_MYMEMORY_EMAIL`. You can also ask them for more.

Turn on this service by adding `weblate.machinery.mymemory.MyMemoryTranslation` to `MT_SERVICES` and set `MT_MYMEMORY_EMAIL`.

**See also:**

`MT_MYMEMORY_EMAIL`, `MT_MYMEMORY_USER`, `MT_MYMEMORY_KEY`, [MyMemory website](#)

### 2.13.13 NetEase Sight API machine translation

New in version 3.3.

Machine translation service provided by Netease.

This service uses an API, and you need to obtain key and secret from NetEase.

Turn on this service by adding `weblate.machinery.youdao.NeteaseSightTranslation` to `MT_SERVICES` and set `MT_NETEASE_KEY` and `MT_NETEASE_SECRET`.

**See also:**

`MT_NETEASE_KEY`, `MT_NETEASE_SECRET` [Netease Sight Translation Platform](#)

### 2.13.14 tmserver

You can run your own translation memory server by using the one bundled with Translate-toolkit and let Weblate talk to it. You can also use it with an amaGama server, which is an enhanced version of tmserver.

1. First you will want to import some data to the translation memory:
2. Turn on this service by adding `weblate.machinery.tmserver.TMServerTranslation` to `MT_SERVICES`.

```
build_tmdb -d /var/lib/tm/db -s en -t cs locale/cs/LC_MESSAGES/django.po
build_tmdb -d /var/lib/tm/db -s en -t de locale/de/LC_MESSAGES/django.po
build_tmdb -d /var/lib/tm/db -s en -t fr locale/fr/LC_MESSAGES/django.po
```

3. Start tmserver to listen to your requests:

```
tmserver -d /var/lib/tm/db
```

4. Configure Weblate to talk to it:

```
MT_TMSERVER = "http://localhost:8888/tmserver/"
```

**See also:**

[MT\\_TMSERVER](#), [tmserver](#) [Installing amaGama](#), [Amagama](#), [Amagama Translation Memory](#)

### 2.13.15 Yandex Translate

Machine translation service provided by Yandex.

This service uses a Translation API, and you need to obtain an API key from Yandex.

Turn on this service by adding `weblate.machinery.yandex.YandexTranslation` to `MT_SERVICES`, and set `MT_YANDEX_KEY`.

**See also:**

[MT\\_YANDEX\\_KEY](#), [Yandex Translate API](#), [Powered by Yandex.Translate](#)

### 2.13.16 Youdao Zhiyun API machine translation

New in version 3.2.

Machine translation service provided by Youdao.

This service uses an API, and you need to obtain an ID and an API key from Youdao.

Turn on this service by adding `weblate.machinery.youdao.YoudaoTranslation` to `MT_SERVICES` and set `MT_YOUDAO_ID` and `MT_YOUDAO_SECRET`.

**See also:**

[MT\\_YOUDAO\\_ID](#), [MT\\_YOUDAO\\_SECRET](#) [Youdao Zhiyun Natural Language Translation Service](#)

### 2.13.17 Weblate

Weblate can be the source of machine translations as well. It is based on the Woosh fulltext engine, and provides both exact and inexact matches.

Turn on these services by adding `weblate.machinery.weblatetm.WeblateTranslation` to `MT_SERVICES`.

### 2.13.18 Weblate Translation Memory

New in version 2.20.

The *Translation Memory* can be used as a source for machine translation suggestions as well.

Turn on these services by adding `weblate.memory.machine.WeblateMemory` to the `MT_SERVICES`. This service is turned on by default.

### 2.13.19 SAP Translation Hub

Machine translation service provided by SAP.

You need to have a SAP account (and enabled the SAP Translation Hub in the SAP Cloud Platform) to use this service.

Turn on this service by adding `weblate.machinery.saptranslationhub.SAPTranslationHub` to `MT_SERVICES` and set the appropriate access to either sandbox or the productive API.

---

**Note:** To access the Sandbox API, you need to set `MT_SAP_BASE_URL` and `MT_SAP_SANDBOX_APIKEY`.

To access the productive API, you need to set `MT_SAP_BASE_URL`, `MT_SAP_USERNAME` and `MT_SAP_PASSWORD`.

---

**See also:**

`MT_SAP_BASE_URL`, `MT_SAP_SANDBOX_APIKEY`, `MT_SAP_USERNAME`, `MT_SAP_PASSWORD`, `MT_SAP_USE_MT` SAP Translation Hub API

### 2.13.20 Custom machine translation

You can also implement your own machine translation services using a few lines of Python code. This example implements machine translation in a fixed list of languages using dictionary Python module:

```
#
Copyright © 2012 - 2021 Michal Čihař <michal@cihar.com>
#
This file is part of Weblate <https://weblate.org/>
#
This program is free software: you can redistribute it and/or modify
it under the terms of the GNU General Public License as published by
the Free Software Foundation, either version 3 of the License, or
(at your option) any later version.
#
This program is distributed in the hope that it will be useful,
but WITHOUT ANY WARRANTY; without even the implied warranty of
MERCHANTABILITY or FITNESS FOR A PARTICULAR PURPOSE. See the
GNU General Public License for more details.
#
You should have received a copy of the GNU General Public License
```

(continues on next page)

(continued from previous page)

```
along with this program. If not, see <https://www.gnu.org/licenses/>.
#
"""Machine translation example."""

import dictionary

from weblate.machinery.base import MachineTranslation

class SampleTranslation(MachineTranslation):
 """Sample machine translation interface."""

 name = "Sample"

 def download_languages(self):
 """Return list of languages your machine translation supports."""
 return {"cs"}


 def download_translations(
 self,
 source,
 language,
 text: str,
 unit,
 user,
 search: bool,
 threshold: int = 75,
):
 """Return tuple with translations."""
 for t in dictionary.translate(text):
 yield {"text": t, "quality": 100, "service": self.name, "source": text}
```


You can list own class in `MT_SERVICES` and Weblate will start using that.

## 2.14 Addons

New in version 2.19.

Addons provide ways to customize and automate the translation workflow. Admins can add and manage addons from the *Manage* ↓ *Addons* menu of each respective translation component.


Dashboard
Projects ▾
Languages ▾
Checks ▾
🔧
+
🌐
...


Language names
Addons

Installed addons ⓘ

There are no addons currently installed.

Available addons ⓘ

|                                              |                 |         |
|----------------------------------------------|-----------------|---------|
| 🔗 Automatic translation ⓘ                    |                 | Install |
| 🔗 Language consistency ⓘ                     | project wide    | Install |
| 🔍 Component discovery ⓘ                      | repository wide | Install |
| ⚙️ Bulk edit ⓘ                               |                 | Install |
| 📊 Statistics generator ⓘ                     |                 | Install |
| 🔗 Pseudolocale generation ⓘ                  |                 | Install |
| ⚙️ Contributors in comment ⓘ                 |                 | Install |
| 🔗 Customize gettext output ⓘ                 |                 | Install |
| ⚙️ Generate MO files ⓘ                       |                 | Install |
| ⚙️ Update PO files to match POT (msgmerge) ⓘ |                 | Install |
| ✂️ Squash Git commits ⓘ                      | repository wide | Install |
| 🗑️ Stale comment removal ⓘ                   | project wide    | Install |
| 🗑️ Stale suggestion removal ⓘ                | project wide    | Install |

Some addons will ask for additional configuration during installation.

Powered by Weblate 4.5.2 [About Weblate](#) [Legal](#) [Contact](#) [Documentation](#) [Donate to Weblate](#)

## 2.14.1 Built-in addons

### Automatic translation

New in version 3.9.

Automatically translates strings using machine translation or other components.

It is triggered:

- When new strings appear in a component.
- Once in a month for every component, this can be configured using `BACKGROUND_TASKS`.

See also:

*Automatic translation, Keeping translations same across components*

### JavaScript localization CDN

New in version 4.2.

Publishes translations into content delivery network for use in JavaScript or HTML localization.

Can be used to localize static HTML pages, or to load localization in the JavaScript code.

Generates a unique URL for your component you can include in HTML pages to localize them. See `weblate-cdn` for more details.

**See also:**

`cdn-addon-config`, `weblate-cdn`, `cdn-addon-extract`, `cdn-addon-html`

### Remove blank strings

New in version 4.4.

Removes strings without a translation from translation files.

Use this to not have any empty strings in translation files (for example if your localization library displays them as missing instead of falling back to the source string).

**See also:**

*Does Weblate update translation files besides translations?*

### Cleanup translation files

Update all translation files to match the monolingual base file. For most file formats, this means removing stale translation keys no longer present in the base file.

**See also:**

*Does Weblate update translation files besides translations?*

### Language consistency

Ensures all components within a project have translations for every added translated language by creating empty translations in languages that have unadded components.

Missing languages are checked once every 24 hours, and when new languages are added in Weblate.

Unlike most others, this addon affects the whole project.

---

**Hint:** Auto-translate the newly added strings with *Automatic translation*.

---

### Component discovery

Automatically adds or removes project components based on file changes in the version control system.

Triggered each time the VCS is updated, and otherwise similar to the `import_project` management command. This way you can track multiple translation components within one VCS.

The matching is done using regular expressions enabling complex configuration, but some knowledge is required to do so. Some examples for common use cases can be found in the addon help section.

Once you hit *Save*, a preview of matching components will be presented, from where you can check whether the configuration actually matches your needs:

Weblate
 Dashboard Projects Languages Checks

WeblateOrg / Language names / Addons / Component discovery

Configure addon ⓘ

- Please review and confirm the matched components.

| Component                             | Matched files                                                                                                                                      |
|---------------------------------------|----------------------------------------------------------------------------------------------------------------------------------------------------|
| Following components would be created |                                                                                                                                                    |
| Djangojs                              | weblate/locale/hu/LC_MESSAGES/djangojs.po (hu)<br>weblate/locale/he/LC_MESSAGES/djangojs.po (he)<br>weblate/locale/cs/LC_MESSAGES/djangojs.po (cs) |
| Django                                | weblate/locale/cs/LC_MESSAGES/django.po (cs)<br>weblate/locale/hu/LC_MESSAGES/django.po (hu)<br>weblate/locale/he/LC_MESSAGES/django.po (he)       |

☐ I confirm the above matches look correct

**Regular expression to match translation files against**

weblate/locale/(?P<language>[^\s]\*)/LC\_MESSAGES/(?P<component>[^\s]\*)\.po

**File format**

gettext PO file

**Customize the component name**

{{ component|title }}

**Define the monolingual base filename**

Leave empty for bilingual translation files.

**Define the base file for new translations**

weblate/locale/{{ component }}.pot

Filename of file used for creating new translations. For gettext choose .pot file.

**Language filter**

^(cs|he|hu)\$

Regular expression to filter translation files against when scanning for filemask.

☒ Clone addons from the main component to the newly created ones

☐ Remove components for inexistant files

The regular expression to match translation files has to contain two named groups to match component and language, some examples:

| Regular expression                                                         | Example matched files                                                                                                                                | Description                                                          |
|----------------------------------------------------------------------------|------------------------------------------------------------------------------------------------------------------------------------------------------|----------------------------------------------------------------------|
| (?P<language>[^\s]*)/(?P<component>[^\s]*)\.po                             | cs/application.po<br>cs/website.po<br>de/application.po<br>de/website.po                                                                             | One folder per language containing translation files for components. |
| locale/(?P<language>[^\s]*)/LC_MESSAGES/(?P<component>[^\s]*)\.po          | locale/cs/LC_MESSAGES/application.po<br>locale/cs/LC_MESSAGES/website.po<br>locale/de/LC_MESSAGES/application.po<br>locale/de/LC_MESSAGES/website.po | Usual structure for storing gettext PO files.                        |
| src/locale/(?P<component>[^\s]*)\. (?P<language>[^\s]*)\.po                | src/locale/application.cs.po<br>src/locale/website.cs.po<br>src/locale/application.de.po<br>src/locale/website.de.po                                 | Using both component and language name within filename.              |
| locale/(?P<language>[^\s]*)/(?P<component>[^\s]*)/(?P<language>[^\s]*)\.po | locale/cs/application/cs.po<br>locale/cs/website/cs.po<br>locale/de/application/de.po<br>locale/de/website/de.po                                     | Using language in both path and filename.                            |
| res/values-(?P<language>[^\s]*)/strings-(?P<component>[^\s]*)\.xml         | res/values-cs/strings-about.xml<br>res/values-cs/strings-help.xml<br>res/values-de/strings-about.xml<br>res/values-de/strings-help.xml               | Android resource strings, split into several files.                  |

You can use Django template markup in both component name and the monolingual base filename, for example:

`{{ component }}`  
 Component filename match  
`{{ component|title }}`  
 Component filename with upper case first letter

Save

Powered by Weblate 4.5.2 About Weblate Legal Contact Documentation Donate to Weblate

---

**Hint:** Component discovery addon uses *Weblate internal URLs*. It's a convenient way to share VCS setup between multiple components. Linked components use the local repository of the main component set up by filling `weblate://project/main-component` into the *Source code repository* field (in *Manage* ↓ *Settings* ↓ *Version control system*) of each respective component. This saves time with configuration and system resources too.

---

**See also:**

*Template markup*

### Bulk edit

New in version 3.11.

Bulk edit flags, labels, or states of strings.

Automate labeling by starting out with the search query `NOT has:label` and add labels till all strings have all required labels. Other automated operations for Weblate metadata can also be done.

**Examples:**

Table 4: Label new strings automatically

|               |                            |
|---------------|----------------------------|
| Search query  | <code>NOT has:label</code> |
| Labels to add | <code>recent</code>        |

Table 5: Marking all App store metadata files changelog entries read-only

|                          |                                              |
|--------------------------|----------------------------------------------|
| Search query             | <code>language:en AND key:changelogs/</code> |
| Translation flags to add | <code>read-only</code>                       |

**See also:**

*Bulk edit*, *Customizing behavior using flags*, *labels*

### Flag unchanged translations as “Needs editing”

New in version 3.1.

Whenever a new translatable string is imported from the VCS and it matches a source string, it is flagged as needing editing in Weblate. Especially useful for file formats that include source strings for untranslated strings.

---

**Hint:** You might also want to tighten the *Unchanged translation* check by adding `strict-same` flag to *Translation flags*.

---

**See also:**

*Translation states*

### Flag new source strings as “Needs editing”

Whenever a new source string is imported from the VCS, it is flagged as needing editing in Weblate. This way you can easily filter and edit source strings written by the developers.

**See also:**

*Translation states*

### Flag new translations as “Needs editing”

Whenever a new translatable string is imported from the VCS, it is flagged as needing editing in Weblate. This way you can easily filter and edit translations created by the developers.

**See also:**

*Translation states*

### Statistics generator

Generates a file containing detailed info about the translation status.

You can use a Django template in both filename and content, see *Template markup* for a detailed markup description.

For example generating a summary file for each translation:

**Name of generated file** `locale/{{ language_code }}.json`

**Content**

```
{
 "language": "{{ language_code }}",
 "strings": "{{ stats.all }}",
 "translated": "{{ stats.translated }}",
 "last_changed": "{{ stats.last_changed }}",
 "last_author": "{{ stats.last_author }}"
}
```

**See also:**

*Template markup*

### Pseudolocale generation

Generates a translation by adding prefix and suffix to source strings automatically.

Pseudolocales are useful to find strings that are not prepared for localization. This is done by altering all translatable source strings to make it easy to spot unaltered strings when running the application in the pseudolocale language.

Finding strings whose localized counterparts might not fit the layout is also possible.

---

**Hint:** You can use real languages for testing, but there are dedicated pseudolocales available in Weblate - *en\_XA* and *ar\_XB*.

---

### Contributors in comment

Updates the comment part of the PO file header to include contributor names and years of contributions.

The PO file header will look like this:

```
Michal Čihař <michal@cihar.com>, 2012, 2018, 2019, 2020.
Pavel Borecki <pavel@example.com>, 2018, 2019.
Filip Hron <filip@example.com>, 2018, 2019.
anonymous <noreply@weblate.org>, 2019.
```

### Update ALL\_LINGUAS variable in the “configure” file

Updates the ALL\_LINGUAS variable in `configure`, `configure.in` or any `configure.ac` files, when a new translation is added.

### Customize gettext output

Allows customization of gettext output behavior, for example line wrapping.

It offers the following options:

- Wrap lines at 77 characters and at newlines
- Only wrap lines at newlines
- No line wrapping

---

**Note:** By default gettext wraps lines at 77 characters and at newlines. With the `--no-wrap` parameter, wrapping is only done at newlines.

---

### Update LINGUAS file

Updates the LINGUAS file when a new translation is added.

### Generate MO files

Automatically generates a MO file for every changed PO file.

The location of the generated MO file can be customized and the field for it uses *Template markup*.

### Update PO files to match POT (msgmerge)

Updates all PO files (as configured by *File mask*) to match the POT file (as configured by *Template for new translations*) using **msgmerge**.

Triggered whenever new changes are pulled from the upstream repository. Most msgmerge command-line options can be set up through the addon configuration.

**See also:**

*Does Weblate update translation files besides translations?*

## Squash Git commits

Squash Git commits prior to pushing changes.

Git commits can be squashed prior to pushing changes in one of the following modes:

New in version 3.4.

- All commits into one
- Per language
- Per file

New in version 3.5.

- Per author

Original commit messages are kept, but authorship is lost unless *Per author* is selected, or the commit message is customized to include it.

New in version 4.1.

The original commit messages can optionally be overridden with a custom commit message.

Trailers (commit lines like `Co-authored-by: ...`) can optionally be removed from the original commit messages and appended to the end of the squashed commit message. This also generates proper `Co-authored-by: credit` for every translator.

## Customize JSON output

Allows adjusting JSON output behavior, for example indentation or sorting.

## Formats the Java properties file

Sorts the Java properties file.

## Stale comment removal

New in version 3.7.

Set a timeframe for removal of comments.

This can be useful to remove old comments which might have become outdated. Use with care as comments getting old does not mean they have lost their importance.

## Stale suggestion removal

New in version 3.7.

Set a timeframe for removal of suggestions.

Can be very useful in connection with suggestion voting (see [Peer review](#)) to remove suggestions which don't receive enough positive votes in a given timeframe.

### Update RESX files

New in version 3.9.

Update all translation files to match the monolingual upstream base file. Unused strings are removed, and new ones added as copies of the source string.

---

**Hint:** Use *Cleanup translation files* if you only want to remove stale translation keys.

---

#### See also:

*Does Weblate update translation files besides translations?*

### Customize YAML output

New in version 3.10.2.

Allows adjusting YAML output behavior, for example line-length or newlines.

## 2.14.2 Customizing list of addons

The list of addons is configured by `WEBLATE_ADDONS`. To add another addon, simply include the absolute class name in this setting.

## 2.14.3 Writing addon

You can write your own addons too, create a subclass of `weblate.addons.base.BaseAddon` to define the addon metadata, and then implement a callback to do the processing.

#### See also:

*Developing addons*

## 2.14.4 Executing scripts from addon

Addons can also be used to execute external scripts. This used to be integrated in Weblate, but now you have to write some code to wrap your script with an addon.

```
#
Copyright © 2012 - 2021 Michal Čihař <michal@cihar.com>
#
This file is part of Weblate <https://weblate.org/>
#
This program is free software: you can redistribute it and/or modify
it under the terms of the GNU General Public License as published by
the Free Software Foundation, either version 3 of the License, or
(at your option) any later version.
#
This program is distributed in the hope that it will be useful,
but WITHOUT ANY WARRANTY; without even the implied warranty of
MERCHANTABILITY or FITNESS FOR A PARTICULAR PURPOSE. See the
GNU General Public License for more details.
#
You should have received a copy of the GNU General Public License
along with this program. If not, see <https://www.gnu.org/licenses/>.
#
"""Example pre commit script."""
```

(continues on next page)

(continued from previous page)

```

from django.utils.translation import gettext_lazy as _

from weblate.addons.events import EVENT_PRE_COMMIT
from weblate.addons.scripts import BaseScriptAddon

class ExamplePreAddon(BaseScriptAddon):
 # Event used to trigger the script
 events = (EVENT_PRE_COMMIT,)
 # Name of the addon, has to be unique
 name = "weblate.example.pre"
 # Verbose name and long description
 verbose = _("Execute script before commit")
 description = _("This addon executes a script.")

 # Script to execute
 script = "/bin/true"
 # File to add in commit (for pre commit event)
 # does not have to be set
 add_file = "po/{{ language_code }}.po"

```

For installation instructions see *Custom quality checks, addons and auto-fixes*.

The script is executed with the current directory set to the root of the VCS repository for any given component.

Additionally, the following environment variables are available:

**WL\_VCS**

Version control system used.

**WL\_REPO**

Upstream repository URL.

**WL\_PATH**

Absolute path to VCS repository.

**WL\_BRANCH**

New in version 2.11.

Repository branch configured in the current component.

**WL\_FILEMASK**

Filemask for current component.

**WL\_TEMPLATE**

Filename of template for monolingual translations (can be empty).

**WL\_NEW\_BASE**

New in version 2.14.

Filename of the file used for creating new translations (can be empty).

**WL\_FILE\_FORMAT**

File format used in current component.

**WL\_LANGUAGE**

Language of currently processed translation (not available for component-level hooks).

**WL\_PREVIOUS\_HEAD**

Previous HEAD after update (only available after running the post-update hook).

**WL\_COMPONENT\_SLUG**

New in version 3.9.

Component slug used to construct URL.

### **WL\_PROJECT\_SLUG**

New in version 3.9.

Project slug used to construct URL.

### **WL\_COMPONENT\_NAME**

New in version 3.9.

Component name.

### **WL\_PROJECT\_NAME**

New in version 3.9.

Project name.

### **WL\_COMPONENT\_URL**

New in version 3.9.

Component URL.

### **WL\_ENGAGE\_URL**

New in version 3.9.

Project engage URL.

### **See also:**

*[Component configuration](#)*

## Post-update repository processing

Can be used to update translation files when the VCS upstream source changes. To achieve this, please remember Weblate only sees files committed to the VCS, so you need to commit changes as a part of the script.

For example with Gulp you can do it using following code:

```
#!/bin/sh
gulp --gulpfile gulp-i18n-extract.js
git commit -m 'Update source strings' src/languages/en.lang.json
```

## Pre-commit processing of translations

Use the commit script to automatically change a translation before it is committed to the repository.

It is passed as a single parameter consisting of the filename of a current translation.

## 2.15 Translation Memory

New in version 2.20.

Weblate comes with a built-in translation memory consisting of the following:

- Manually imported translation memory (see *[User interface](#)*).
- Automatically stored translations performed in Weblate (depending on *[Translation memory scopes](#)*).
- Automatically imported past translations.

Content in the translation memory can be applied one of two ways:

- Manually, *[Automatic suggestions](#)* view while translating.
- Automatically, by translating strings using *[Automatic translation](#)*, or *[Automatic translation](#)* addon.

For installation tips, see *[Weblate Translation Memory](#)*, which is turned on by default.

### 2.15.1 Translation memory scopes

New in version 3.2: In earlier versions translation memory could be only loaded from a file corresponding to the current imported translation memory scope.

The translation memory scopes are there to allow both privacy and sharing of translations, to suit the desired behavior.

#### Imported translation memory

Importing arbitrary translation memory data using the `import_memory` command makes memory content available to all users and projects.

#### Per user translation memory

Stores all user translations automatically in the personal translation memory of each respective user.

#### Per project translation memory

All translations within a project are automatically stored in a project translation memory only available for this project.

#### Shared translation memory

All translation within projects with shared translation memory turned on are stored in a shared translation memory available to all projects.

Please consider carefully whether to turn this feature on for shared Weblate installations, as it can have severe implications:

- The translations can be used by anybody else.
- This might lead to disclosing secret information.

### 2.15.2 Managing translation memory

#### User interface

New in version 3.2.

In the basic user interface you can manage per user and per project translation memories. It can be used to download, wipe or import translation memory.

---

**Hint:** Translation memory in JSON can be imported into Weblate, TMX is provided for interoperability with other tools.

---

#### See also:

*Weblate Translation Memory Schema*

testuser / Translation memory

Translation memory status ⓘ

|                         |   |                  |                 |        |
|-------------------------|---|------------------|-----------------|--------|
| Number of your entries  | 0 | Download as JSON | Download as TMX | Delete |
| Total number of entries | 0 |                  |                 |        |

Import translation memory

File

Choose File No file chosen

You can upload a TMX or JSON file.

Upload

Powered by Weblate 4.5.2 About Weblate Legal Contact Documentation Donate to Weblate

### Management interface

There are several management commands to manipulate the translation memory content. These operate on the translation memory as whole, unfiltered by scopes (unless requested by parameters):

*dump\_memory* Exports the memory into JSON

*import\_memory* Imports TMX or JSON files into the translation memory

## 2.16 Configuration

All settings are stored in `settings.py` (as is usual for Django).

---

**Note:** After changing any of these settings, you need to restart Weblate - both WSGI and Celery processes.

In case it is run as `mod_wsgi`, you need to restart Apache to reload the configuration.

---

### See also:

Please also check [Django's documentation](#) for parameters configuring Django itself.

### 2.16.1 AKISMET\_API\_KEY

Weblate can use Akismet to check incoming anonymous suggestions for spam. Visit [akismet.com](https://akismet.com) to purchase an API key and associate it with a site.

### 2.16.2 ANONYMOUS\_USER\_NAME

Username of users that are not signed in.

**See also:**

*Access control*

### 2.16.3 AUDITLOG\_EXPIRY

New in version 3.6.

How many days Weblate should keep audit logs, which contain info about account activity.

Defaults to 180 days.

### 2.16.4 AUTH\_LOCK\_ATTEMPTS

New in version 2.14.

Maximum number of failed authentication attempts before rate limiting is applied.

This is currently applied in the following locations:

- Logins. Deletes the account password, preventing the user from signing in without requesting a new password.
- Password resets. Prevents new e-mails from being sent, avoiding spamming users with too many password reset attempts.

Defaults to 10.

**See also:**

*Rate limiting,*

### 2.16.5 AUTO\_UPDATE

New in version 3.2.

Changed in version 3.11: The original on/off option was changed to differentiate which strings are accepted.

Updates all repositories on a daily basis.

---

**Hint:** Useful if you are not using *Notification hooks* to update Weblate repositories automatically.

---



---

**Note:** On/off options exist in addition to string selection for backward compatibility.

---

Options are:

**"none"** No daily updates.

**"remote" also False** Only update remotes.

**"full" also True** Update remotes and merge working copy.

---

**Note:** This requires that *Background tasks using Celery* is working, and will take effect after it is restarted.

---

## 2.16.6 AVATAR\_URL\_PREFIX

Prefix for constructing avatar URLs as: `${AVATAR_URL_PREFIX}/avatar/${MAIL_HASH}?${PARAMS}`. The following services are known to work:

**Gravatar (default), as per <https://gravatar.com/>** `AVATAR_URL_PREFIX` = `'https://www.gravatar.com/'`

**Libravatar, as per <https://www.libravatar.org/>** `AVATAR_URL_PREFIX` = `'https://www.libravatar.org/'`

See also:

*Avatar caching*, *ENABLE\_AVATARS*, *Avatars*

## 2.16.7 AUTH\_TOKEN\_VALID

New in version 2.14.

How long the authentication token and temporary password from password reset e-mails is valid for. Set in number of seconds, defaulting to 172800 (2 days).

## 2.16.8 AUTH\_PASSWORD\_DAYS

New in version 2.15.

How many days using the same password should be allowed.

---

**Note:** Password changes made prior to Weblate 2.15 will not be accounted for in this policy.

---

Defaults to 180 days.

## 2.16.9 AUTOFIX\_LIST

List of automatic fixes to apply when saving a string.

---

**Note:** Provide a fully-qualified path to the Python class that implementing the autofixer interface.

---

Available fixes:

**`weblate.trans.autofixes.whitespace.SameBookendingWhitespace`** Matches whitespace at the start and end of the string to the source.

**`weblate.trans.autofixes.chars.ReplaceTrailingDotsWithEllipsis`** Replaces trailing dots (...) if the source string has a corresponding ellipsis (...).

**`weblate.trans.autofixes.chars.RemoveZeroSpace`** Removes zero-width space characters if the source does not contain any.

**`weblate.trans.autofixes.chars.RemoveControlChars`** Removes control characters if the source does not contain any.

**`weblate.trans.autofixes.html.BleachHTML`** Removes unsafe HTML markup from strings flagged as `safe-html` (see *Unsafe HTML*).

You can select which ones to use:

```
AUTOFIX_LIST = (
 "weblate.trans.autofixes.whitespace.SameBookendingWhitespace",
 "weblate.trans.autofixes.chars.ReplaceTrailingDotsWithEllipsis",
)
```

**See also:**

*Automatic fixups, Custom automatic fixups*

## 2.16.10 BACKGROUND\_TASKS

New in version 4.5.2.

Defines how often lengthy maintenance tasks should be triggered for a component.

Right now this controls:

- *Automatic translation* addon
- *Checks and fixups* recalculation

Possible choices:

- monthly (this is the default)
- weekly
- daily
- never

---

**Note:** Increasing the frequency is not recommended when Weblate contains thousands of components.

---

## 2.16.11 BASE\_DIR

Base directory where Weblate sources are located. Used to derive several other paths by default:

- *DATA\_DIR*

Default value: Top level directory of Weblate sources.

## 2.16.12 BASIC\_LANGUAGES

New in version 4.4.

List of languages to offer users for starting new translation. When not specified built in list is used which includes all commonly used languages, but without country specific variants.

This only limits non privileged users to add unwanted languages. The project admins are still presented with full selection of languages defined in Weblate.

---

**Note:** This does not define new languages for Weblate, it only filters existing ones in the database.

---

**Example:**

```
BASIC_LANGUAGES = {"cs", "it", "ja", "en"}
```

**See also:**

*Language definitions*

### 2.16.13 CSP\_SCRIPT\_SRC, CSP\_IMG\_SRC, CSP\_CONNECT\_SRC, CSP\_STYLE\_SRC, CSP\_FONT\_SRC

Customize Content-Security-Policy header for Weblate. The header is automatically generated based on enabled integrations with third-party services (Matomo, Google Analytics, Sentry, ...).

All these default to empty list.

**Example:**

```
Enable Cloudflare Javascript optimizations
CSP_SCRIPT_SRC = ["ajax.cloudflare.com"]
```

**See also:**

*Content security policy*, Content Security Policy (CSP)

### 2.16.14 CHECK\_LIST

List of quality checks to perform on a translation.

---

**Note:** Provide a fully-qualified path to the Python class implementing the check interface.

---

Adjust the list of checks to include ones relevant to you.

All built-in *Quality checks* are turned on by default, from where you can change these settings. By default they are commented out in *Sample configuration* so that default values are used. New checks then carried out for each new Weblate version.

You can turn off all checks:

```
CHECK_LIST = ()
```

You can turn on only a few:

```
CHECK_LIST = (
 "weblate.checks.chars.BeginNewlineCheck",
 "weblate.checks.chars.EndNewlineCheck",
 "weblate.checks.chars.MaxLengthCheck",
)
```

---

**Note:** Changing this setting only affects newly changed translations, existing checks will still be stored in the database. To also apply changes to the stored translations, run *updatechecks*.

---

**See also:**

*Quality checks*, *Customizing behavior using flags*

### 2.16.15 COMMENT\_CLEANUP\_DAYS

New in version 3.6.

Delete comments after a given number of days. Defaults to `None`, meaning no deletion at all.

### 2.16.16 COMMIT\_PENDING\_HOURS

New in version 2.10.

Number of hours between committing pending changes by way of the background task.

**See also:**

*Component configuration, Age of changes to commit, Running maintenance tasks, `commit_pending`*

### 2.16.17 DATA\_DIR

The folder Weblate stores all data in. It contains links to VCS repositories, a fulltext index and various configuration files for external tools.

The following subdirectories usually exist:

**home** Home directory used for invoking scripts.

**ssh** SSH keys and configuration.

**static** Default location for static Django files, specified by `STATIC_ROOT`. See *Serving static files*.

**media** Default location for Django media files, specified by `MEDIA_ROOT`. Contains uploaded screenshots.

**vcs** Version control repositories for translations.

**backups** Daily backup data, please check *Dumped data for backups* for details.

**celery** Celery scheduler data, see *Background tasks using Celery*.

**fonts:** User-uploaded fonts, see *Managing fonts*.

---

**Note:** This directory has to be writable by Weblate. Running it as uWSGI means the `www-data` user should have write access to it.

The easiest way to achieve this is to make the user the owner of the directory:

```
sudo chown www-data:www-data -R $DATA_DIR
```

---

Defaults to `$BASE_DIR/data`.

**See also:**

*BASE\_DIR, Filesystem permissions, Backing up and moving Weblate*

### 2.16.18 DATABASE\_BACKUP

New in version 3.1.

Whether the database backups should be stored as plain text, compressed or skipped. The authorized values are:

- "plain"
- "compressed"
- "none"

**See also:**

*Backing up and moving Weblate*

### 2.16.19 DEFAULT\_ACCESS\_CONTROL

New in version 3.3.

The default access control setting for new projects:

**0** *Public*

**1** *Protected*

**100** *Private*

**200** *Custom*

Use *Custom* if you are managing ACL manually, which means not relying on the internal Weblate management.

**See also:**

*Project access control, Access control*

### 2.16.20 DEFAULT\_AUTO\_WATCH

New in version 4.5.

Configures whether *Automatically watch projects on contribution* should be turned on for new users. Defaults to `True`.

**See also:**

*Notifications*

### 2.16.21 DEFAULT\_RESTRICTED\_COMPONENT

New in version 4.1.

The default value for component restriction.

**See also:**

*Restricted access, Scope of groups*

## 2.16.22 DEFAULT\_ADD\_MESSAGE, DEFAULT\_ADDON\_MESSAGE, DE- FAULT\_COMMIT\_MESSAGE, DEFAULT\_DELETE\_MESSAGE, DE- FAULT\_MERGE\_MESSAGE

Default commit messages for different operations, please check *Component configuration* for details.

**See also:**

*Template markup, Component configuration, Commit, add, delete, merge and addon messages*

## 2.16.23 DEFAULT\_ADDONS

Default addons to install on every created component.

---

**Note:** This setting affects only newly created components.

---

Example:

```
DEFAULT_ADDONS = {
 # Addon with no parameters
 "weblate.flags.target_edit": {},
 # Addon with parameters
 "weblate.autotranslate.autotranslate": {
 "mode": "suggest",
 "filter_type": "todo",
 "auto_source": "mt",
 "component": "",
 "engines": ["weblate-translation-memory"],
 "threshold": "80",
 },
}
```

**See also:**

*install\_addon, WEBLATE\_ADDONS*

## 2.16.24 DEFAULT\_COMMITER\_EMAIL

New in version 2.4.

Committer e-mail address defaulting to `noreply@weblate.org`.

**See also:**

*DEFAULT\_COMMITER\_NAME*

## 2.16.25 DEFAULT\_COMMITER\_NAME

New in version 2.4.

Committer name defaulting to `Weblate`.

**See also:**

*DEFAULT\_COMMITER\_EMAIL*

### 2.16.26 DEFAULT\_LANGUAGE

New in version 4.3.2.

Default source language to use for example in *Source language*.

Defaults to *en*. The matching language object needs to exist in the database.

**See also:**

*Language definitions*, *Source language*

### 2.16.27 DEFAULT\_MERGE\_STYLE

New in version 3.4.

Merge style for any new components.

- *rebase* - default
- *merge*

**See also:**

*Component configuration*, *Merge style*

### 2.16.28 DEFAULT\_SHARED\_TM

New in version 3.2.

Configures default value of *Use shared translation memory* and *Contribute to shared translation memory*.

### 2.16.29 DEFAULT\_TRANSLATION\_PROPAGATION

New in version 2.5.

Default setting for translation propagation, defaults to `True`.

**See also:**

*Component configuration*, *Allow translation propagation*

### 2.16.30 DEFAULT\_PULL\_MESSAGE

Title for new pull requests, defaulting to `'Update from Weblate'`.

### 2.16.31 ENABLE\_AVATARS

Whether to turn on Gravatar-based avatars for users. By default this is on.

Avatars are fetched and cached on the server, lowering the risk of leaking private info, speeding up the user experience.

**See also:**

*Avatar caching*, *AVATAR\_URL\_PREFIX*, *Avatars*

### 2.16.32 ENABLE\_HOOKS

Whether to enable anonymous remote hooks.

**See also:**

*Notification hooks*

### 2.16.33 ENABLE\_HTTPS

Whether to send links to Weblate as HTTPS or HTTP. This setting affects sent e-mails and generated absolute URLs.

In the default configuration this is also used for several Django settings related to HTTPS - it enables secure cookies, toggles HSTS or enables redirection to HTTPS URL.

The HTTPS redirection might be problematic in some cases and you might hit issue with infinite redirection in case you are using a reverse proxy doing SSL termination which does not correctly pass protocol headers to Django. Please tweak your reverse proxy configuration to emit `X-Forwarded-Proto` or `Forwarded` headers or configure `SECURE_PROXY_SSL_HEADER` to let Django correctly detect the SSL status.

**See also:**

`SESSION_COOKIE_SECURE`, `CSRF_COOKIE_SECURE`, `SECURE_SSL_REDIRECT`, `SECURE_PROXY_SSL_HEADER` *Set correct site domain*

### 2.16.34 ENABLE\_SHARING

Turn on/off the *Share* menu so users can share translation progress on social networks.

### 2.16.35 GET\_HELP\_URL

New in version 4.5.2.

URL where support for your Weblate instance can be found.

### 2.16.36 GITLAB\_CREDENTIALS

New in version 4.3.

List for credentials for GitLab servers.

---

**Hint:** Use this in case you want Weblate to interact with more of them, for single GitLab endpoint stick with `GITLAB_USERNAME` and `GITLAB_TOKEN`.

---

```
GITLAB_CREDENTIALS = {
 "gitlab.com": {
 "username": "weblate",
 "token": "your-api-token",
 },
 "gitlab.example.com": {
 "username": "weblate",
 "token": "another-api-token",
 },
}
```

### 2.16.37 GITLAB\_USERNAME

GitLab username used to send merge requests for translation updates.

**See also:**

*GITLAB\_CREDENTIALS*, *GitLab*

### 2.16.38 GITLAB\_TOKEN

New in version 4.3.

GitLab personal access token used to make API calls for translation updates.

**See also:**

*GITLAB\_CREDENTIALS*, *GitLab*, *GitLab: Personal access token*

### 2.16.39 GITHUB\_CREDENTIALS

New in version 4.3.

List for credentials for GitHub servers.

---

**Hint:** Use this in case you want Weblate to interact with more of them, for single GitHub endpoint stick with *GITHUB\_USERNAME* and *GITHUB\_TOKEN*.

---

```
GITHUB_CREDENTIALS = {
 "api.github.com": {
 "username": "weblate",
 "token": "your-api-token",
 },
 "github.example.com": {
 "username": "weblate",
 "token": "another-api-token",
 },
}
```

### 2.16.40 GITHUB\_USERNAME

GitHub username used to send pull requests for translation updates.

**See also:**

*GITHUB\_CREDENTIALS*, *GitHub*

### 2.16.41 GITHUB\_TOKEN

New in version 4.3.

GitHub personal access token used to make API calls to send pull requests for translation updates.

**See also:**

*GITHUB\_CREDENTIALS*, *GitHub*, *Creating a personal access token*

### 2.16.42 GOOGLE\_ANALYTICS\_ID

Google Analytics ID to turn on monitoring of Weblate using Google Analytics.

### 2.16.43 HIDE\_REPO\_CREDENTIALS

Hide repository credentials from the web interface. In case you have repository URL with user and password, Weblate will hide it when related info is shown to users.

For example instead of `https://user:password@git.example.com/repo.git` it will show just `https://git.example.com/repo.git`. It tries to clean up VCS error messages too in a similar manner.

---

**Note:** This is turned on by default.

---

### 2.16.44 HIDE\_VERSION

New in version 4.3.1.

Hides version information from unauthenticated users. This also makes all documentation links point to latest version instead of the documentation matching currently installed version.

Hiding version is recommended security practice in some corporations, but it doesn't prevent attacker to figure out version by probing the behavior.

---

**Note:** This is turned off by default.

---

### 2.16.45 IP\_BEHIND\_REVERSE\_PROXY

New in version 2.14.

Indicates whether Weblate is running behind a reverse proxy.

If set to `True`, Weblate gets IP address from a header defined by `IP_PROXY_HEADER`.

**Warning:** Ensure you are actually using a reverse proxy and that it sets this header, otherwise users will be able to fake the IP address.

---

**Note:** This is not on by default.

---

**See also:**

*Running behind reverse proxy, Rate limiting, `IP_PROXY_HEADER`, `IP_PROXY_OFFSET`*

## 2.16.46 IP\_PROXY\_HEADER

New in version 2.14.

Indicates which header Weblate should obtain the IP address from when `IP_BEHIND_REVERSE_PROXY` is turned on.

Defaults to `HTTP_X_FORWARDED_FOR`.

**See also:**

*Running behind reverse proxy*, *Rate limiting*, `SECURE_PROXY_SSL_HEADER`, `IP_BEHIND_REVERSE_PROXY`, `IP_PROXY_OFFSET`

## 2.16.47 IP\_PROXY\_OFFSET

New in version 2.14.

Indicates which part of `IP_PROXY_HEADER` is used as client IP address.

Depending on your setup, this header might consist of several IP addresses, (for example `X-Forwarded-For: a, b, client-ip`) and you can configure which address from the header is used as client IP address here.

**Warning:** Setting this affects the security of your installation, you should only configure it to use trusted proxies for determining IP address.

Defaults to 0.

**See also:**

*Running behind reverse proxy*, *Rate limiting*, `SECURE_PROXY_SSL_HEADER`, `IP_BEHIND_REVERSE_PROXY`, `IP_PROXY_HEADER`

## 2.16.48 LEGAL\_URL

New in version 3.5.

URL where your Weblate instance shows its legal documents.

---

**Hint:** Useful if you host your legal documents outside Weblate for embedding them inside Weblate, please check *Legal* for details.

---

Example:

```
LEGAL_URL = "https://weblate.org/terms/"
```

## 2.16.49 LICENSE\_EXTRA

Additional licenses to include in the license choices.

---

**Note:** Each license definition should be tuple of its short name, a long name and an URL.

---

For example:

```

LICENSE_EXTRA = [
 (
 "AGPL-3.0",
 "GNU Affero General Public License v3.0",
 "https://www.gnu.org/licenses/agpl-3.0-standalone.html",
),
]

```

### 2.16.50 LICENSE\_FILTER

Changed in version 4.3: Setting this to blank value now disables license alert.

Filter list of licenses to show. This also disables the license alert when set to empty.

---

**Note:** This filter uses the short license names.

---

For example:

```

LICENSE_FILTER = {"AGPL-3.0", "GPL-3.0-or-later"}

```

Following disables the license alert:

```

LICENSE_FILTER = set()

```

**See also:**

alerts

### 2.16.51 LICENSE\_REQUIRED

Defines whether the license attribute in *Component configuration* is required.

---

**Note:** This is off by default.

---

### 2.16.52 LIMIT\_TRANSLATION\_LENGTH\_BY\_SOURCE\_LENGTH

Whether the length of a given translation should be limited. The restriction is the length of the source string \* 10 characters.

---

**Hint:** Set this to `False` to allow longer translations (up to 10.000 characters) irrespective of source string length.

---



---

**Note:** Defaults to `True`.

---

### 2.16.53 LOCALIZE\_CDN\_URL and LOCALIZE\_CDN\_PATH

These settings configure the *JavaScript localization CDN* addon. `LOCALIZE_CDN_URL` defines root URL where the localization CDN is available and `LOCALIZE_CDN_PATH` defines path where Weblate should store generated files which will be served at the `LOCALIZE_CDN_URL`.

---

**Hint:** On Hosted Weblate, this uses `https://weblate-cdn.com/`.

---

**See also:**

*JavaScript localization CDN*

### 2.16.54 LOGIN\_REQUIRED\_URLS

A list of URLs you want to require logging into. (Besides the standard rules built into Weblate).

---

**Hint:** This allows you to password protect a whole installation using:

```
LOGIN_REQUIRED_URLS = (r"/(.*)$",)
REST_FRAMEWORK["DEFAULT_PERMISSION_CLASSES"] = [
 "rest_framework.permissions.IsAuthenticated"
]
```

---

**Hint:** It is desirable to lock down API access as well, as shown in the above example.

---

**See also:**

*REQUIRE\_LOGIN*

### 2.16.55 LOGIN\_REQUIRED\_URLS\_EXCEPTIONS

List of exceptions for `LOGIN_REQUIRED_URLS`. If not specified, users are allowed to access the sign in page.

Some of exceptions you might want to include:

```
LOGIN_REQUIRED_URLS_EXCEPTIONS = (
 r"/accounts/(.*)$", # Required for sign in
 r"/static/(.*)$", # Required for development mode
 r"/widgets/(.*)$", # Allowing public access to widgets
 r"/data/(.*)$", # Allowing public access to data exports
 r"/hooks/(.*)$", # Allowing public access to notification hooks
 r"/api/(.*)$", # Allowing access to API
 r"/js/i18n/$", # JavaScript localization
)
```

## 2.16.56 MATOMO\_SITE\_ID

ID of a site in Matomo (formerly Piwik) you want to track.

---

**Note:** This integration does not support the Matomo Tag Manager.

---

**See also:**

*MATOMO\_URL*

## 2.16.57 MATOMO\_URL

Full URL (including trailing slash) of a Matomo (formerly Piwik) installation you want to use to track Weblate use. Please check <<https://matomo.org/>> for more details.

---

**Hint:** This integration does not support the Matomo Tag Manager.

---

For example:

```
MATOMO_SITE_ID = 1
MATOMO_URL = "https://example.matomo.cloud/"
```

**See also:**

*MATOMO\_SITE\_ID*

## 2.16.58 MT\_SERVICES

Changed in version 3.0: The setting was renamed from MACHINE\_TRANSLATION\_SERVICES to MT\_SERVICES to be consistent with other machine translation settings.

List of enabled machine translation services to use.

---

**Note:** Many of the services need additional configuration like API keys, please check their documentation *Machine translation* for more details.

---

```
MT_SERVICES = (
 "weblate.machinery.apertium.ApertiumAPYTranslation",
 "weblate.machinery.deepl.DeepLTranslation",
 "weblate.machinery.glosbe.GlosbeTranslation",
 "weblate.machinery.google.GoogleTranslation",
 "weblate.machinery.microsoft.MicrosoftCognitiveTranslation",
 "weblate.machinery.microsoftterminology.MicrosoftTerminologyService",
 "weblate.machinery.mymemory.MyMemoryTranslation",
 "weblate.machinery.tmserver.AmagamaTranslation",
 "weblate.machinery.tmserver.TMServerTranslation",
 "weblate.machinery.yandex.YandexTranslation",
 "weblate.machinery.weblatetm.WeblateTranslation",
 "weblate.machinery.saptranslationhub.SAPTranslationHub",
 "weblate.memory.machine.WeblateMemory",
)
```

**See also:**

*Machine translation, Automatic suggestions*

### 2.16.59 MT\_APERTIUM\_APY

URL of the Apertium-APy server, <https://wiki.apertium.org/wiki/Apertium-apy>

**See also:**

*Apertium, Machine translation, Automatic suggestions*

### 2.16.60 MT\_AWS\_ACCESS\_KEY\_ID

Access key ID for Amazon Translate.

**See also:**

*AWS, Machine translation, Automatic suggestions*

### 2.16.61 MT\_AWS\_SECRET\_ACCESS\_KEY

API secret key for Amazon Translate.

**See also:**

*AWS, Machine translation, Automatic suggestions*

### 2.16.62 MT\_AWS\_REGION

Region name to use for Amazon Translate.

**See also:**

*AWS, Machine translation, Automatic suggestions*

### 2.16.63 MT\_Baidu\_ID

Client ID for the Baidu Zhiyun API, you can register at <https://api.fanyi.baidu.com/api/trans/product/index>

**See also:**

*Baidu API machine translation, Machine translation, Automatic suggestions*

### 2.16.64 MT\_Baidu\_SECRET

Client secret for the Baidu Zhiyun API, you can register at <https://api.fanyi.baidu.com/api/trans/product/index>

**See also:**

*Baidu API machine translation, Machine translation, Automatic suggestions*

### 2.16.65 MT\_DEEPL\_API\_VERSION

New in version 4.1.1.

API version to use with DeepL service. The version limits scope of usage:

**v1** Is meant for CAT tools and is usable with user-based subscription.

**v2** Is meant for API usage and the subscription is usage based.

Previously Weblate was classified as a CAT tool by DeepL, so it was supposed to use the v1 API, but now is supposed to use the v2 API. Therefore it defaults to v2, and you can change it to v1 in case you have an existing CAT subscription and want Weblate to use that.

**See also:**

*DeepL, Machine translation, Automatic suggestions*

### 2.16.66 MT\_DEEPL\_KEY

API key for the DeepL API, you can register at <https://www.deepl.com/pro.html>

**See also:**

*DeepL, Machine translation, Automatic suggestions*

### 2.16.67 MT\_GOOGLE\_KEY

API key for Google Translate API v2, you can register at <https://cloud.google.com/translate/docs>

**See also:**

*Google Translate, Machine translation, Automatic suggestions*

### 2.16.68 MT\_GOOGLE\_CREDENTIALS

API v3 JSON credentials file obtained in the Google cloud console. Please provide a full OS path. Credentials are per service-account affiliated with certain project. Please check <https://cloud.google.com/docs/authentication/getting-started> for more details.

### 2.16.69 MT\_GOOGLE\_PROJECT

Google Cloud API v3 project id with activated translation service and billing activated. Please check <https://cloud.google.com/appengine/docs/standard/nodejs/building-app/creating-project> for more details

### 2.16.70 MT\_GOOGLE\_LOCATION

API v3 Google Cloud App Engine may be specific to a location. Change accordingly if the default `global` fallback does not work for you.

Please check <https://cloud.google.com/appengine/docs/locations> for more details

**See also:**

*Google Translate API V3 (Advanced)*

### 2.16.71 MT\_MICROSOFT\_BASE\_URL

Region base URL domain as defined in the “Base URLs” section.

Defaults to `api.cognitive.microsofttranslator.com` for Azure Global.

For Azure China, please use `api.translator.azure.cn`.

### 2.16.72 MT\_MICROSOFT\_COGNITIVE\_KEY

Client key for the Microsoft Cognitive Services Translator API.

**See also:**

*Microsoft Cognitive Services Translator, Machine translation, Automatic suggestions, Cognitive Services - Text Translation API, Microsoft Azure Portal*

### 2.16.73 MT\_MICROSOFT\_REGION

Region prefix as defined in the “[Authenticating with a Multi-service resource](#)” section.

### 2.16.74 MT\_MICROSOFT\_ENDPOINT\_URL

Region endpoint URL domain for access token as defined in the “[Authenticating with an access token](#)” section.

Defaults to `api.cognitive.microsoft.com` for Azure Global.

For Azure China, please use your endpoint from the Azure Portal.

### 2.16.75 MT\_MODERNMT\_KEY

API key for the ModernMT machine translation engine.

**See also:**

*ModernMT `MT_MODERNMT_URL`*

### 2.16.76 MT\_MODERNMT\_URL

URL of ModernMT. It defaults to `https://api.modernmt.com/` for the cloud service.

**See also:**

*ModernMT `MT_MODERNMT_KEY`*

### 2.16.77 MT\_MYMEMORY\_EMAIL

MyMemory identification e-mail address. It permits 1000 requests per day.

**See also:**

*MyMemory, Machine translation, Automatic suggestions, MyMemory: API technical specifications*

### 2.16.78 MT\_MYMEMORY\_KEY

MyMemory access key for private translation memory, use it with `MT_MYMEMORY_USER`.

**See also:**

*MyMemory, Machine translation, Automatic suggestions, MyMemory: API key generator*

### 2.16.79 MT\_MYMEMORY\_USER

MyMemory user ID for private translation memory, use it with `MT_MYMEMORY_KEY`.

**See also:**

*MyMemory, Machine translation, Automatic suggestions, MyMemory: API key generator*

### 2.16.80 MT\_NETEASE\_KEY

App key for NetEase Sight API, you can register at <https://sight.youdao.com/>

**See also:**

*NetEase Sight API machine translation, Machine translation, Automatic suggestions*

### 2.16.81 MT\_NETEASE\_SECRET

App secret for the NetEase Sight API, you can register at <https://sight.youdao.com/>

**See also:**

*NetEase Sight API machine translation, Machine translation, Automatic suggestions*

### 2.16.82 MT\_TMSERVER

URL where tmserver is running.

**See also:**

*tmserver, Machine translation, Automatic suggestions, tmserver*

### 2.16.83 MT\_YANDEX\_KEY

API key for the Yandex Translate API, you can register at <https://yandex.com/dev/translate/>

**See also:**

*Yandex Translate, Machine translation, Automatic suggestions*

### 2.16.84 MT\_YOUDAO\_ID

Client ID for the Youdao Zhiyun API, you can register at <https://ai.youdao.com/product-fanyi-text.s>.

**See also:**

*Youdao Zhiyun API machine translation, Machine translation, Automatic suggestions*

### 2.16.85 MT\_YOUDAO\_SECRET

Client secret for the Youdao Zhiyun API, you can register at <https://ai.youdao.com/product-fanyi-text.s>.

**See also:**

*Youdao Zhiyun API machine translation, Machine translation, Automatic suggestions*

### 2.16.86 MT\_SAP\_BASE\_URL

API URL to the SAP Translation Hub service.

**See also:**

*SAP Translation Hub, Machine translation, Automatic suggestions*

### 2.16.87 MT\_SAP\_SANDBOX\_APIKEY

API key for sandbox API usage

**See also:**

*SAP Translation Hub, Machine translation, Automatic suggestions*

### 2.16.88 MT\_SAP\_USERNAME

Your SAP username

**See also:**

*SAP Translation Hub, Machine translation, Automatic suggestions*

### 2.16.89 MT\_SAP\_PASSWORD

Your SAP password

**See also:**

*SAP Translation Hub, Machine translation, Automatic suggestions*

### 2.16.90 MT\_SAP\_USE\_MT

Whether to also use machine translation services, in addition to the term database. Possible values: True or False

**See also:**

*SAP Translation Hub, Machine translation, Automatic suggestions*

### 2.16.91 NEARBY\_MESSAGES

How many strings to show around the currently translated string. This is just a default value, users can adjust this in *User profile*.

### 2.16.92 PAGURE\_CREDENTIALS

New in version 4.3.2.

List for credentials for Pagure servers.

---

**Hint:** Use this in case you want Weblate to interact with more of them, for single Pagure endpoint stick with *PAGURE\_USERNAME* and *PAGURE\_TOKEN*.

---

```
PAGURE_CREDENTIALS = {
 "pagure.io": {
 "username": "weblate",
 "token": "your-api-token",
 },
 "pagure.example.com": {
 "username": "weblate",
 "token": "another-api-token",
 },
}
```

### 2.16.93 PAGURE\_USERNAME

New in version 4.3.2.

Pagure username used to send merge requests for translation updates.

**See also:**

*PAGURE\_CREDENTIALS*, *Pagure*

### 2.16.94 PAGURE\_TOKEN

New in version 4.3.2.

Pagure personal access token used to make API calls for translation updates.

**See also:**

*PAGURE\_CREDENTIALS*, *Pagure*, *Pagure API*

### 2.16.95 RATELIMIT\_ATTEMPTS

New in version 3.2.

Maximum number of authentication attempts before rate limiting is applied.

Defaults to 5.

**See also:**

*Rate limiting*, *RATELIMIT\_WINDOW*, *RATELIMIT\_LOCKOUT*

### 2.16.96 RATELIMIT\_WINDOW

New in version 3.2.

How long authentication is accepted after rate limiting applies.

An amount of seconds defaulting to 300 (5 minutes).

**See also:**

*Rate limiting*, *RATELIMIT\_ATTEMPTS*, *RATELIMIT\_LOCKOUT*

## 2.16.97 RATELIMIT\_LOCKOUT

New in version 3.2.

How long authentication is locked after rate limiting applies.

An amount of seconds defaulting to 600 (10 minutes).

**See also:**

*Rate limiting*, *RATELIMIT\_ATTEMPTS*, *RATELIMIT\_WINDOW*

## 2.16.98 REGISTRATION\_ALLOW\_BACKENDS

New in version 4.1.

List of authentication backends to allow registration from. This only limits new registrations, users can still authenticate and add authentication using all configured authentication backends.

It is recommended to keep *REGISTRATION\_OPEN* enabled while limiting registration backends, otherwise users will be able to register, but Weblate will not show links to register in the user interface.

Example:

```
REGISTRATION_ALLOW_BACKENDS = ["azuread-oauth2", "azuread-tenant-oauth2"]
```

---

**Hint:** The backend names match names used in URL for authentication.

---

**See also:**

*REGISTRATION\_OPEN*, *Authentication*

## 2.16.99 REGISTRATION\_CAPTCHA

A value of either `True` or `False` indicating whether registration of new accounts is protected by CAPTCHA. This setting is optional, and a default of `True` will be assumed if it is not supplied.

If turned on, a CAPTCHA is added to all pages where a users enters their e-mail address:

- New account registration.
- Password recovery.
- Adding e-mail to an account.
- Contact form for users that are not signed in.

## 2.16.100 REGISTRATION\_EMAIL\_MATCH

New in version 2.17.

Allows you to filter which e-mail addresses can register.

Defaults to `.*`, which allows any e-mail address to be registered.

You can use it to restrict registration to a single e-mail domain:

```
REGISTRATION_EMAIL_MATCH = r"^.*@weblate\.org$"
```

### 2.16.101 REGISTRATION\_OPEN

Whether registration of new accounts is currently permitted. This optional setting can remain the default `True`, or changed to `False`.

This setting affects built-in authentication by e-mail address or through the Python Social Auth (you can whitelist certain back-ends using `REGISTRATION_ALLOW_BACKENDS`).

---

**Note:** If using third-party authentication methods such as *LDAP authentication*, it just hides the registration form, but new users might still be able to sign in and create accounts.

---

**See also:**

`REGISTRATION_ALLOW_BACKENDS`, `REGISTRATION_EMAIL_MATCH`, *Authentication*

### 2.16.102 REPOSITORY\_ALERT\_THRESHOLD

New in version 4.0.2.

Threshold for triggering an alert for outdated repositories, or ones that contain too many changes. Defaults to 25.

**See also:**

alerts

### 2.16.103 REQUIRE\_LOGIN

New in version 4.1.

This enables `LOGIN_REQUIRED_URLS` and configures REST framework to require authentication for all API endpoints.

---

**Note:** This is implemented in the *Sample configuration*. For Docker, use `WEBLATE_REQUIRE_LOGIN`.

---

### 2.16.104 SENTRY\_DSN

New in version 3.9.

Sentry DSN to use for *Collecting error reports*.

**See also:**

Django integration for Sentry

### 2.16.105 SESSION\_COOKIE\_AGE\_AUTHENTICATED

New in version 4.3.

Set session expiry for authenticated users. This complements `SESSION_COOKIE_AGE` which is used for unauthenticated users.

**See also:**

`SESSION_COOKIE_AGE`

### 2.16.106 SIMPLIFY\_LANGUAGES

Use simple language codes for default language/country combinations. For example an `fr_FR` translation will use the `fr` language code. This is usually the desired behavior, as it simplifies listing languages for these default combinations.

Turn this off if you want to different translations for each variant.

### 2.16.107 SITE\_DOMAIN

Configures site domain. This is necessary to produce correct absolute links in many scopes (for example activation e-mails, notifications or RSS feeds).

In case Weblate is running on non-standard port, include it here as well.

#### Examples:

```
Production site with domain name
SITE_DOMAIN = "weblate.example.com"

Local development with IP address and port
SITE_DOMAIN = "127.0.0.1:8000"
```

---

**Note:** This setting should only contain the domain name. For configuring protocol, (enabling and enforcing HTTPS) use `ENABLE_HTTPS` and for changing URL, use `URL_PREFIX`.

---

---

**Hint:** On a Docker container, the site domain is configured through `WEBLATE_ALLOWED_HOSTS`.

---

#### See also:

*Set correct site domain, Allowed hosts setup, Correctly configure HTTPS* `WEBLATE_SITE_DOMAIN`, `ENABLE_HTTPS`

### 2.16.108 SITE\_TITLE

Site title to be used for the website and sent e-mails.

### 2.16.109 SPECIAL\_CHARS

Additional characters to include in the visual keyboard, *Visual keyboard*.

The default value is:

```
SPECIAL_CHARS = ("\\t", "\\n", "...")
```

### 2.16.110 SINGLE\_PROJECT

New in version 3.8.

Redirects users directly to a project or component instead of showing the dashboard. You can either set it to `True` and in this case it only works in case there is actually only single project in Weblate. Alternatively set the project slug, and it will redirect unconditionally to this project.

Changed in version 3.11: The setting now also accepts a project slug, to force displaying that single project.

Example:

```
SINGLE_PROJECT = "test"
```

### 2.16.111 STATUS\_URL

The URL where your Weblate instance reports its status.

### 2.16.112 SUGGESTION\_CLEANUP\_DAYS

New in version 3.2.1.

Automatically deletes suggestions after a given number of days. Defaults to `None`, meaning no deletions.

### 2.16.113 UPDATE\_LANGUAGES

New in version 4.3.2.

Controls whether languages database should be updated when running database migration and is enabled by default. This setting has no effect on invocation of `setuplang`.

**See also:**

*Built-in language definitions*

### 2.16.114 URL\_PREFIX

This setting allows you to run Weblate under some path (otherwise it relies on being run from the webserver root).

---

**Note:** To use this setting, you also need to configure your server to strip this prefix. For example with WSGI, this can be achieved by setting `WSGIScriptAlias`.

---

---

**Hint:** The prefix should start with a `/`.

---

Example:

```
URL_PREFIX = "/translations"
```

---

**Note:** This setting does not work with Django's built-in server, you would have to adjust `urls.py` to contain this prefix.

---

### 2.16.115 VCS\_BACKENDS

Configuration of available VCS backends.

---

**Note:** Weblate tries to use all supported back-ends you have the tools for.

---

---

**Hint:** You can limit choices or add custom VCS back-ends by using this.

---

```
VCS_BACKENDS = ("weblate.vcs.git.GitRepository",)
```

**See also:**

*Version control integration*

## 2.16.116 VCS\_CLONE\_DEPTH

New in version 3.10.2.

Configures how deep cloning of repositories Weblate should do.

---

**Note:** Currently this is only supported in [Git](#). By default Weblate does shallow clones of the repositories to make cloning faster and save disk space. Depending on your usage (for example when using custom [Addons](#)), you might want to increase the depth or turn off shallow clones completely by setting this to 0.

---

---

**Hint:** In case you get fatal: protocol error: expected old/new/ref, got 'shallow <commit hash>' error when pushing from Weblate, turn off shallow clones completely by setting:

---

```
VCS_CLONE_DEPTH = 0
```

## 2.16.117 WEBLATE\_ADDONS

List of addons available for use. To use them, they have to be enabled for a given translation component. By default this includes all built-in addons, when extending the list you will probably want to keep existing ones enabled, for example:

```
WEBLATE_ADDONS = (
 # Built-in addons
 "weblate.addons.gettext.GenerateMoAddon",
 "weblate.addons.gettext.UpdateLinguasAddon",
 "weblate.addons.gettext.UpdateConfigureAddon",
 "weblate.addons.gettext.MsgmergeAddon",
 "weblate.addons.gettext.GettextCustomizeAddon",
 "weblate.addons.gettext.GettextAuthorComments",
 "weblate.addons.cleanup.CleanupAddon",
 "weblate.addons.consistency.LanguaugeConsistencyAddon",
 "weblate.addons.discovery.DiscoveryAddon",
 "weblate.addons.flags.SourceEditAddon",
 "weblate.addons.flags.TargetEditAddon",
 "weblate.addons.flags.SameEditAddon",
 "weblate.addons.flags.BulkEditAddon",
 "weblate.addons.generate.GenerateFileAddon",
 "weblate.addons.json.JSONCustomizeAddon",
 "weblate.addons.properties.PropertiesSortAddon",
 "weblate.addons.git.GitSquashAddon",
 "weblate.addons.removal.RemoveComments",
 "weblate.addons.removal.RemoveSuggestions",
 "weblate.addons.resx.ResxUpdateAddon",
 "weblate.addons.autotranslate.AutoTranslateAddon",
 "weblate.addons.yaml.YAMLCustomizeAddon",
 "weblate.addons.cdn.CDNJSAddon",
 # Addon you want to include
 "weblate.addons.example.ExampleAddon",
)
```

---

**Note:** Removing the addon from the list does not uninstall it from the components. Weblate will crash in that case. Please uninstall addon from all components prior to removing it from this list.

---

**See also:**

*Addons, `DEFAULT_ADDONS`*

## 2.16.118 WEBLATE\_EXPORTERS

New in version 4.2.

List of a available exporters offering downloading translations or glossaries in various file formats.

**See also:**

*Supported file formats*

## 2.16.119 WEBLATE\_FORMATS

New in version 3.0.

List of file formats available for use.

---

**Note:** The default list already has the common formats.

---

**See also:**

*Supported file formats*

## 2.16.120 WEBLATE\_GPG\_IDENTITY

New in version 3.1.

Identity used by Weblate to sign Git commits, for example:

```
WEBLATE_GPG_IDENTITY = "Weblate <weblate@example.com>"
```

The Weblate GPG keyring is searched for a matching key (home/ .gnupg under `DATA_DIR`). If not found, a key is generated, please check *Signing Git commits with GnuPG* for more details.

**See also:**

*Signing Git commits with GnuPG*

## 2.16.121 WEBSITE\_REQUIRED

Defines whether *Project website* has to be specified when creating a project. Turned on by default as that suits public server setups.

## 2.17 Sample configuration

The following example is shipped as `weblate/settings_example.py` with Weblate:

```
#
Copyright © 2012 - 2021 Michal Čihař <michal@cihar.com>
#
This file is part of Weblate <https://weblate.org/>
#
This program is free software: you can redistribute it and/or modify
it under the terms of the GNU General Public License as published by
the Free Software Foundation, either version 3 of the License, or
(at your option) any later version.
#
This program is distributed in the hope that it will be useful,
but WITHOUT ANY WARRANTY; without even the implied warranty of
MERCHANTABILITY or FITNESS FOR A PARTICULAR PURPOSE. See the
GNU General Public License for more details.
#
You should have received a copy of the GNU General Public License
along with this program. If not, see <https://www.gnu.org/licenses/>.
#

import os
import platform
from logging.handlers import SysLogHandler

#
Django settings for Weblate project.
#

DEBUG = True

ADMINS = (
 # ("Your Name", "your_email@example.com"),
)

MANAGERS = ADMINS

DATABASES = {
 "default": {
 # Use "postgresql" or "mysql".
 "ENGINE": "django.db.backends.postgresql",
 # Database name.
 "NAME": "weblate",
 # Database user.
 "USER": "weblate",
 # Name of role to alter to set parameters in PostgreSQL,
 # use in case role name is different than user used for authentication.
 # "ALTER_ROLE": "weblate",
 # Database password.
 "PASSWORD": "",
 # Set to empty string for localhost.
 "HOST": "127.0.0.1",
 # Set to empty string for default.
 "PORT": "",
 # Customizations for databases.
 "OPTIONS": {
 # In case of using an older MySQL server,
 # which has MyISAM as a default storage
 # "init_command": "SET storage_engine=INNODB",

```

(continues on next page)

(continued from previous page)

```

 # Uncomment for MySQL older than 5.7:
 # "init_command": "SET sql_mode='STRICT_TRANS_TABLES'",
 # Set emoji capable charset for MySQL:
 # "charset": "utf8mb4",
 # Change connection timeout in case you get MySQL gone away error:
 # "connect_timeout": 28800,
 },
}

}

BASE_DIR = os.path.dirname(os.path.dirname(os.path.abspath(__file__)))

Data directory
DATA_DIR = os.path.join(BASE_DIR, "data")

Local time zone for this installation. Choices can be found here:
http://en.wikipedia.org/wiki/List_of_tz_zones_by_name
although not all choices may be available on all operating systems.
In a Windows environment this must be set to your system time zone.
TIME_ZONE = "UTC"

Language code for this installation. All choices can be found here:
http://www.i18nguy.com/unicode/language-identifiers.html
LANGUAGE_CODE = "en-us"

LANGUAGES = (
 ("ar", "العربية"),
 ("az", "Azərbaycan"),
 ("be", "Беларуская"),
 ("be@latin", "Biełaruskaja"),
 ("bg", "Български"),
 ("br", "Brezhoneg"),
 ("ca", "Català"),
 ("cs", "Čeština"),
 ("da", "Dansk"),
 ("de", "Deutsch"),
 ("en", "English"),
 ("el", "Ελληνικά"),
 ("en-gb", "English (United Kingdom)"),
 ("es", "Español"),
 ("fi", "Suomi"),
 ("fr", "Français"),
 ("gl", "Galego"),
 ("he", "עברית"),
 ("hu", "Magyar"),
 ("hr", "Hrvatski"),
 ("id", "Indonesia"),
 ("is", "Íslenska"),
 ("it", "Italiano"),
 ("ja", "日本語"),
 ("kab", "Tagbaylit"),
 ("kk", "Қазақ тілі"),
 ("ko", "한국어"),
 ("nb", "Norsk bokmål"),
 ("nl", "Nederlands"),
 ("pl", "Polski"),
 ("pt", "Português"),
 ("pt-br", "Português brasileiro"),
 ("ru", "Русский"),
 ("sk", "Slovenčina"),
 ("sl", "Slovenščina"),

```

(continues on next page)

(continued from previous page)

```

 ("sq", "Shqip"),
 ("sr", "Српски"),
 ("sr-latn", "Srpski"),
 ("sv", "Svenska"),
 ("tr", "Türkçe"),
 ("uk", "Українська"),
 ("zh-hans", "中文"),
 ("zh-hant", "繁體"),
)

SITE_ID = 1

If you set this to False, Django will make some optimizations so as not
to load the internationalization machinery.
USE_I18N = True

If you set this to False, Django will not format dates, numbers and
calendars according to the current locale.
USE_L10N = True

If you set this to False, Django will not use timezone-aware datetimes.
USE_TZ = True

Type of automatic primary key, introduced in Django 3.2
DEFAULT_AUTO_FIELD = "django.db.models.AutoField"

URL prefix to use, please see documentation for more details
URL_PREFIX = ""

Absolute filesystem path to the directory that will hold user-uploaded files.
MEDIA_ROOT = os.path.join(DATA_DIR, "media")

URL that handles the media served from MEDIA_ROOT. Make sure to use a
trailing slash.
MEDIA_URL = f"{URL_PREFIX}/media/"

Absolute path to the directory static files should be collected to.
Don't put anything in this directory yourself; store your static files
in apps' "static/" subdirectories and in STATICFILES_DIRS.
STATIC_ROOT = os.path.join(DATA_DIR, "static")

URL prefix for static files.
STATIC_URL = f"{URL_PREFIX}/static/"

Additional locations of static files
STATICFILES_DIRS = (
 # Put strings here, like "/home/html/static" or "C:/www/django/static".
 # Always use forward slashes, even on Windows.
 # Don't forget to use absolute paths, not relative paths.
)

List of finder classes that know how to find static files in
various locations.
STATICFILES_FINDERS = (
 "django.contrib.staticfiles.finders.FileSystemFinder",
 "django.contrib.staticfiles.finders.AppDirectoriesFinder",
 "compressor.finders.CompressorFinder",
)

Make this unique, and don't share it with anybody.
You can generate it using weblate/examples/generate-secret-key

```

(continues on next page)

(continued from previous page)

```

SECRET_KEY = ""

_TEMPLATE_LOADERS = [
 "django.template.loaders.filesystem.Loader",
 "django.template.loaders.app_directories.Loader",
]
if not DEBUG:
 _TEMPLATE_LOADERS = [("django.template.loaders.cached.Loader", _TEMPLATE_
↵LOADERS)]
TEMPLATES = [
 {
 "BACKEND": "django.template.backends.django.DjangoTemplates",
 "OPTIONS": {
 "context_processors": [
 "django.contrib.auth.context_processors.auth",
 "django.template.context_processors.debug",
 "django.template.context_processors.i18n",
 "django.template.context_processors.request",
 "django.template.context_processors.csrf",
 "django.contrib.messages.context_processors.messages",
 "weblate.trans.context_processors.weblate_context",
],
 "loaders": _TEMPLATE_LOADERS,
 },
 },
]

GitHub username for sending pull requests.
Please see the documentation for more details.
GITHUB_USERNAME = None
GITHUB_TOKEN = None

GitLab username for sending merge requests.
Please see the documentation for more details.
GITLAB_USERNAME = None
GITLAB_TOKEN = None

Authentication configuration
AUTHENTICATION_BACKENDS = (
 "social_core.backends.email.EmailAuth",
 # "social_core.backends.google.GoogleOAuth2",
 # "social_core.backends.github.GithubOAuth2",
 # "social_core.backends.bitbucket.BitbucketOAuth",
 # "social_core.backends.suse.OpenSUSEOpenId",
 # "social_core.backends.ubuntu.UbuntuOpenId",
 # "social_core.backends.fedora.FedoraOpenId",
 # "social_core.backends.facebook.FacebookOAuth2",
 "weblate.accounts.auth.WeblateUserBackend",
)

Custom user model
AUTH_USER_MODEL = "weblate_auth.User"

Social auth backends setup
SOCIAL_AUTH_GITHUB_KEY = ""
SOCIAL_AUTH_GITHUB_SECRET = ""
SOCIAL_AUTH_GITHUB_SCOPE = ["user:email"]

SOCIAL_AUTH_BITBUCKET_KEY = ""
SOCIAL_AUTH_BITBUCKET_SECRET = ""

```

(continues on next page)

(continued from previous page)

```

SOCIAL_AUTH_BITBUCKET_VERIFIED_EMAILS_ONLY = True

SOCIAL_AUTH_FACEBOOK_KEY = ""
SOCIAL_AUTH_FACEBOOK_SECRET = ""
SOCIAL_AUTH_FACEBOOK_SCOPE = ["email", "public_profile"]
SOCIAL_AUTH_FACEBOOK_PROFILE_EXTRA_PARAMS = {"fields": "id,name,email"}

SOCIAL_AUTH_GOOGLE_OAUTH2_KEY = ""
SOCIAL_AUTH_GOOGLE_OAUTH2_SECRET = ""

Social auth settings
SOCIAL_AUTH_PIPELINE = (
 "social_core.pipeline.social_auth.social_details",
 "social_core.pipeline.social_auth.social_uid",
 "social_core.pipeline.social_auth.auth_allowed",
 "social_core.pipeline.social_auth.social_user",
 "weblate.accounts.pipeline.store_params",
 "weblate.accounts.pipeline.verify_open",
 "social_core.pipeline.user.get_username",
 "weblate.accounts.pipeline.require_email",
 "social_core.pipeline.mail.mail_validation",
 "weblate.accounts.pipeline.revoke_mail_code",
 "weblate.accounts.pipeline.ensure_valid",
 "weblate.accounts.pipeline.remove_account",
 "social_core.pipeline.social_auth.associate_by_email",
 "weblate.accounts.pipeline.reauthenticate",
 "weblate.accounts.pipeline.verify_username",
 "social_core.pipeline.user.create_user",
 "social_core.pipeline.social_auth.associate_user",
 "social_core.pipeline.social_auth.load_extra_data",
 "weblate.accounts.pipeline.cleanup_next",
 "weblate.accounts.pipeline.user_full_name",
 "weblate.accounts.pipeline.store_email",
 "weblate.accounts.pipeline.notify_connect",
 "weblate.accounts.pipeline.password_reset",
)
SOCIAL_AUTH_DISCONNECT_PIPELINE = (
 "social_core.pipeline.disconnect.allowed_to_disconnect",
 "social_core.pipeline.disconnect.get_entries",
 "social_core.pipeline.disconnect.revoke_tokens",
 "weblate.accounts.pipeline.cycle_session",
 "weblate.accounts.pipeline.adjust_primary_mail",
 "weblate.accounts.pipeline.notify_disconnect",
 "social_core.pipeline.disconnect.disconnect",
 "weblate.accounts.pipeline.cleanup_next",
)

Custom authentication strategy
SOCIAL_AUTH_STRATEGY = "weblate.accounts.strategy.WeblateStrategy"

Raise exceptions so that we can handle them later
SOCIAL_AUTH_RAISE_EXCEPTIONS = True

SOCIAL_AUTH_EMAIL_VALIDATION_FUNCTION = "weblate.accounts.pipeline.send_validation"
SOCIAL_AUTH_EMAIL_VALIDATION_URL = f"{URL_PREFIX}/accounts/email-sent/"
SOCIAL_AUTH_LOGIN_ERROR_URL = f"{URL_PREFIX}/accounts/login/"
SOCIAL_AUTH_EMAIL_FORM_URL = f"{URL_PREFIX}/accounts/email/"
SOCIAL_AUTH_NEW_ASSOCIATION_REDIRECT_URL = f"{URL_PREFIX}/accounts/profile/#account
↪"
SOCIAL_AUTH_PROTECTED_USER_FIELDS = ("email",)
SOCIAL_AUTH_SLUGIFY_USERNAMES = True

```

(continues on next page)

(continued from previous page)

```

SOCIAL_AUTH_SLUGIFY_FUNCTION = "weblate.accounts.pipeline.slugify_username"

Password validation configuration
AUTH_PASSWORD_VALIDATORS = [
 {
 "NAME": "django.contrib.auth.password_validation.
↪UserAttributeSimilarityValidator" # noqa: E501, pylint: disable=line-too-long
 },
 {
 "NAME": "django.contrib.auth.password_validation.MinimumLengthValidator",
 "OPTIONS": {"min_length": 10},
 },
 {"NAME": "django.contrib.auth.password_validation.CommonPasswordValidator"},
 {"NAME": "django.contrib.auth.password_validation.NumericPasswordValidator"},
 {"NAME": "weblate.accounts.password_validation.CharsPasswordValidator"},
 {"NAME": "weblate.accounts.password_validation.PastPasswordsValidator"},
 # Optional password strength validation by django-zxcvbn-password
 # {
 # "NAME": "zxcvbn_password.ZXCVBNValidator",
 # "OPTIONS": {
 # "min_score": 3,
 # "user_attributes": ("username", "email", "full_name")
 # },
 # },
]

Allow new user registrations
REGISTRATION_OPEN = True

Shortcut for login required setting
REQUIRE_LOGIN = False

Middleware
MIDDLEWARE = [
 "weblate.middleware.RedirectMiddleware",
 "weblate.middleware.ProxyMiddleware",
 "django.middleware.security.SecurityMiddleware",
 "django.contrib.sessions.middleware.SessionMiddleware",
 "django.middleware.csrf.CsrfViewMiddleware",
 "weblate.accounts.middleware.AuthenticationMiddleware",
 "django.contrib.messages.middleware.MessageMiddleware",
 "django.middleware.clickjacking.XFrameOptionsMiddleware",
 "social_django.middleware.SocialAuthExceptionMiddleware",
 "weblate.accounts.middleware.RequireLoginMiddleware",
 "weblate.api.middleware.ThrottlingMiddleware",
 "weblate.middleware.SecurityMiddleware",
]

ROOT_URLCONF = "weblate.urls"

Django and Weblate apps
INSTALLED_APPS = [
 # Weblate apps on top to override Django locales and templates
 "weblate.addons",
 "weblate.auth",
 "weblate.checks",
 "weblate.formats",
 "weblate.glossary",
 "weblate.machinery",
 "weblate.trans",
 "weblate.lang",

```

(continues on next page)

(continued from previous page)

```

 "weblate_language_data",
 "weblate.memory",
 "weblate.screenshots",
 "weblate.fonts",
 "weblate.accounts",
 "weblate.configuration",
 "weblate.utils",
 "weblate.vcs",
 "weblate.wladmin",
 "weblate.metrics",
 "weblate",
 # Optional: Git exporter
 "weblate.gitexport",
 # Standard Django modules
 "django.contrib.auth",
 "django.contrib.contenttypes",
 "django.contrib.sessions",
 "django.contrib.messages",
 "django.contrib.staticfiles",
 "django.contrib.admin.apps.SimpleAdminConfig",
 "django.contrib.admindocs",
 "django.contrib.sitemaps",
 "django.contrib.humanize",
 # Third party Django modules
 "social_django",
 "crispy_forms",
 "compressor",
 "rest_framework",
 "rest_framework.authtoken",
 "django_filters",
]

Custom exception reporter to include some details
DEFAULT_EXCEPTION_REPORTER_FILTER = "weblate.trans.debug.
↳ WeblateExceptionReporterFilter"

Default logging of Weblate messages
- to syslog in production (if available)
- otherwise to console
- you can also choose "logfile" to log into separate file
after configuring it below

Detect if we can connect to syslog
HAVE_SYSLOG = False
if platform.system() != "Windows":
 try:
 handler = SysLogHandler(address="/dev/log", facility=SysLogHandler.LOG_
↳ LOCAL2)
 handler.close()
 HAVE_SYSLOG = True
 except OSError:
 HAVE_SYSLOG = False

if DEBUG or not HAVE_SYSLOG:
 DEFAULT_LOG = "console"
else:
 DEFAULT_LOG = "syslog"
DEFAULT_LOGLEVEL = "DEBUG" if DEBUG else "INFO"

A sample logging configuration. The only tangible logging
performed by this configuration is to send an email to

```

(continues on next page)

(continued from previous page)

```

the site admins on every HTTP 500 error when DEBUG=False.
See http://docs.djangoproject.com/en/stable/topics/logging for
more details on how to customize your logging configuration.
LOGGING = {
 "version": 1,
 "disable_existing_loggers": True,
 "filters": {"require_debug_false": {"()": "django.utils.log.RequireDebugFalse"}
 ↪},
 "formatters": {
 "syslog": {"format": "weblate[%(process)d]: %(levelname)s %(message)s"},
 "simple": {"format": "[% (asctime)s: %(levelname)s/%(process)s] %(message)s
 ↪"},
 "logfile": {"format": "%(asctime)s %(levelname)s %(message)s"},
 "django.server": {
 "()": "django.utils.log.ServerFormatter",
 "format": "[% (server_time)s] %(message)s",
 },
 },
 "handlers": {
 "mail_admins": {
 "level": "ERROR",
 "filters": ["require_debug_false"],
 "class": "django.utils.log.AdminEmailHandler",
 "include_html": True,
 },
 "console": {
 "level": "DEBUG",
 "class": "logging.StreamHandler",
 "formatter": "simple",
 },
 "django.server": {
 "level": "INFO",
 "class": "logging.StreamHandler",
 "formatter": "django.server",
 },
 "syslog": {
 "level": "DEBUG",
 "class": "logging.handlers.SysLogHandler",
 "formatter": "syslog",
 "address": "/dev/log",
 "facility": SysLogHandler.LOG_LOCAL2,
 },
 # Logging to a file
 # "logfile": {
 # "level": "DEBUG",
 # "class": "logging.handlers.RotatingFileHandler",
 # "filename": "/var/log/weblate/weblate.log",
 # "maxBytes": 100000,
 # "backupCount": 3,
 # "formatter": "logfile",
 # },
 },
 "loggers": {
 "django.request": {
 "handlers": ["mail_admins", DEFAULT_LOG],
 "level": "ERROR",
 "propagate": True,
 },
 "django.server": {
 "handlers": ["django.server"],
 "level": "INFO",

```

(continues on next page)

(continued from previous page)

```

 "propagate": False,
 },
 # Logging database queries
 # "django.db.backends": {
 # "handlers": [DEFAULT_LOG],
 # "level": "DEBUG",
 # },
 "weblate": {"handlers": [DEFAULT_LOG], "level": DEFAULT_LOGLEVEL},
 # Logging VCS operations
 "weblate.vcs": {"handlers": [DEFAULT_LOG], "level": DEFAULT_LOGLEVEL},
 # Python Social Auth
 "social": {"handlers": [DEFAULT_LOG], "level": DEFAULT_LOGLEVEL},
 # Django Authentication Using LDAP
 "django_auth_ldap": {"handlers": [DEFAULT_LOG], "level": DEFAULT_LOGLEVEL},
 # SAML IdP
 "djangosaml2idp": {"handlers": [DEFAULT_LOG], "level": DEFAULT_LOGLEVEL},
},
}

Remove syslog setup if it's not present
if not HAVE_SYSLOG:
 del LOGGING["handlers"]["syslog"]

List of machine translations
MT_SERVICES = (
 # "weblate.machinery.apertium.ApertiumAPYTranslation",
 # "weblate.machinery.baidu.BaiduTranslation",
 # "weblate.machinery.deepl.DeepLTranslation",
 # "weblate.machinery.glosbe.GlosbeTranslation",
 # "weblate.machinery.google.GoogleTranslation",
 # "weblate.machinery.googlev3.GoogleV3Translation",
 # "weblate.machinery.microsoft.MicrosoftCognitiveTranslation",
 # "weblate.machinery.microsoftterminology.MicrosoftTerminologyService",
 # "weblate.machinery.modernmt.ModernMTTranslation",
 # "weblate.machinery.mymemory.MyMemoryTranslation",
 # "weblate.machinery.netease.NeteaseSightTranslation",
 # "weblate.machinery.tmserver.AmagamaTranslation",
 # "weblate.machinery.tmserver.TMServerTranslation",
 # "weblate.machinery.yandex.YandexTranslation",
 # "weblate.machinery.saptranslationhub.SAPTranslationHub",
 # "weblate.machinery.youdao.YoudaoTranslation",
 "weblate.machinery.weblatetm.WeblateTranslation",
 "weblate.memory.machine.WeblateMemory",
)

Machine translation API keys

URL of the Apertium APY server
MT_APERTIUM_APY = None

DeepL API key
MT_DEEPL_KEY = None

Microsoft Cognitive Services Translator API, register at
https://portal.azure.com/
MT_MICROSOFT_COGNITIVE_KEY = None
MT_MICROSOFT_REGION = None

ModernMT
MT_MODERNMT_KEY = None

```

(continues on next page)

(continued from previous page)

```

MyMemory identification email, see
https://mymemory.translated.net/doc/spec.php
MT_MYMEMORY_EMAIL = None

Optional MyMemory credentials to access private translation memory
MT_MYMEMORY_USER = None
MT_MYMEMORY_KEY = None

Google API key for Google Translate API v2
MT_GOOGLE_KEY = None

Google Translate API3 credentials and project id
MT_GOOGLE_CREDENTIALS = None
MT_GOOGLE_PROJECT = None

Baidu app key and secret
MT_Baidu_ID = None
MT_Baidu_SECRET = None

Youdao Zhiyun app key and secret
MT_YOUDAO_ID = None
MT_YOUDAO_SECRET = None

Netease Sight (Jianwai) app key and secret
MT_NETEASE_KEY = None
MT_NETEASE_SECRET = None

API key for Yandex Translate API
MT_YANDEX_KEY = None

tmserver URL
MT_TMSERVER = None

SAP Translation Hub
MT_SAP_BASE_URL = None
MT_SAP_SANDBOX_APIKEY = None
MT_SAP_USERNAME = None
MT_SAP_PASSWORD = None
MT_SAP_USE_MT = True

Title of site to use
SITE_TITLE = "Weblate"

Site domain
SITE_DOMAIN = ""

Whether site uses https
ENABLE_HTTPS = False

Use HTTPS when creating redirect URLs for social authentication, see
documentation for more details:
https://python-social-auth-docs.readthedocs.io/en/latest/configuration/settings.
↪html#processing-redirects-and-urlopen
SOCIAL_AUTH_REDIRECT_IS_HTTPS = ENABLE_HTTPS

Make CSRF cookie HttpOnly, see documentation for more details:
https://docs.djangoproject.com/en/1.11/ref/settings/#csrf-cookie-httponly
CSRF_COOKIE_HTTPONLY = True
CSRF_COOKIE_SECURE = ENABLE_HTTPS
Store CSRF token in session
CSRF_USE_SESSIONS = True

```

(continues on next page)

(continued from previous page)

```

Customize CSRF failure view
CSRF_FAILURE_VIEW = "weblate.trans.views.error.csrf_failure"
SESSION_COOKIE_SECURE = ENABLE_HTTPS
SESSION_COOKIE_HTTPONLY = True
SSL redirect
SECURE_SSL_REDIRECT = ENABLE_HTTPS
Sent referrrrer only for same origin links
SECURE_REFERRER_POLICY = "same-origin"
SSL redirect URL exemption list
SECURE_REDIRECT_EXEMPT = (r"healthz/$",) # Allowing HTTP access to health check
Session cookie age (in seconds)
SESSION_COOKIE_AGE = 1000
SESSION_COOKIE_AGE_AUTHENTICATED = 1209600
Increase allowed upload size
DATA_UPLOAD_MAX_MEMORY_SIZE = 50000000

Apply session coookie settings to language cookie as ewll
LANGUAGE_COOKIE_SECURE = SESSION_COOKIE_SECURE
LANGUAGE_COOKIE_HTTPONLY = SESSION_COOKIE_HTTPONLY
LANGUAGE_COOKIE_AGE = SESSION_COOKIE_AGE_AUTHENTICATED * 10

Some security headers
SECURE_BROWSER_XSS_FILTER = True
X_FRAME_OPTIONS = "DENY"
SECURE_CONTENT_TYPE_NOSNIFF = True

Optionally enable HSTS
SECURE_HSTS_SECONDS = 31536000 if ENABLE_HTTPS else 0
SECURE_HSTS_PRELOAD = ENABLE_HTTPS
SECURE_HSTS_INCLUDE_SUBDOMAINS = ENABLE_HTTPS

HTTPS detection behind reverse proxy
SECURE_PROXY_SSL_HEADER = None

URL of login
LOGIN_URL = f"{URL_PREFIX}/accounts/login/"

URL of logout
LOGOUT_URL = f"{URL_PREFIX}/accounts/logout/"

Default location for login
LOGIN_REDIRECT_URL = f"{URL_PREFIX}/"

Anonymous user name
ANONYMOUS_USER_NAME = "anonymous"

Reverse proxy settings
IP_PROXY_HEADER = "HTTP_X_FORWARDED_FOR"
IP_BEHIND_REVERSE_PROXY = False
IP_PROXY_OFFSET = 0

Sending HTML in mails
EMAIL_SEND_HTML = True

Subject of emails includes site title
EMAIL_SUBJECT_PREFIX = f"[{SITE_TITLE}] "

Enable remote hooks
ENABLE_HOOKS = True

By default the length of a given translation is limited to the length of

```

(continues on next page)

(continued from previous page)

```

the source string * 10 characters. Set this option to False to allow longer
translations (up to 10.000 characters)
LIMIT_TRANSLATION_LENGTH_BY_SOURCE_LENGTH = True

Use simple language codes for default language/country combinations
SIMPLIFY_LANGUAGES = True

Render forms using bootstrap
CRISPY_TEMPLATE_PACK = "bootstrap3"

List of quality checks
CHECK_LIST = (
"weblate.checks.same.SameCheck",
"weblate.checks.chars.BeginNewlineCheck",
"weblate.checks.chars.EndNewlineCheck",
"weblate.checks.chars.BeginSpaceCheck",
"weblate.checks.chars.EndSpaceCheck",
"weblate.checks.chars.DoubleSpaceCheck",
"weblate.checks.chars.EndStopCheck",
"weblate.checks.chars.EndColonCheck",
"weblate.checks.chars.EndQuestionCheck",
"weblate.checks.chars.EndExclamationCheck",
"weblate.checks.chars.EndEllipsisCheck",
"weblate.checks.chars.EndSemicolonCheck",
"weblate.checks.chars.MaxLengthCheck",
"weblate.checks.chars.KashidaCheck",
"weblate.checks.chars.PunctuationSpacingCheck",
"weblate.checks.format.PythonFormatCheck",
"weblate.checks.format.PythonBraceFormatCheck",
"weblate.checks.format.PHPFormatCheck",
"weblate.checks.format.CFormatCheck",
"weblate.checks.format.PerlFormatCheck",
"weblate.checks.format.JavaScriptFormatCheck",
"weblate.checks.format.LuaFormatCheck",
"weblate.checks.format.SchemeFormatCheck",
"weblate.checks.format.CSharpFormatCheck",
"weblate.checks.format.JavaFormatCheck",
"weblate.checks.format.JavaMessageFormatCheck",
"weblate.checks.format.PercentPlaceholdersCheck",
"weblate.checks.format.VueFormattingCheck",
"weblate.checks.format.I18NextInterpolationCheck",
"weblate.checks.format.ESTemplateLiteralsCheck",
"weblate.checks.angularjs.AngularJSInterpolationCheck",
"weblate.checks.qt.QtFormatCheck",
"weblate.checks.qt.QtPluralCheck",
"weblate.checks.ruby.RubyFormatCheck",
"weblate.checks.consistency.PluralsCheck",
"weblate.checks.consistency.SamePluralsCheck",
"weblate.checks.consistency.ConsistencyCheck",
"weblate.checks.consistency.TranslatedCheck",
"weblate.checks.chars.EscapedNewlineCountingCheck",
"weblate.checks.chars.NewLineCountCheck",
"weblate.checks.markup.BBCodeCheck",
"weblate.checks.chars.ZeroWidthSpaceCheck",
"weblate.checks.render.MaxSizeCheck",
"weblate.checks.markup.XMLValidityCheck",
"weblate.checks.markup.XMLTagsCheck",
"weblate.checks.markup.MarkdownRefLinkCheck",
"weblate.checks.markup.MarkdownLinkCheck",
"weblate.checks.markup.MarkdownSyntaxCheck",
"weblate.checks.markup.URLCheck",

```

(continues on next page)

(continued from previous page)

```

"weblate.checks.markup.SafeHTMLCheck",
"weblate.checks.placeholders.PlaceholderCheck",
"weblate.checks.placeholders.RegexCheck",
"weblate.checks.duplicate.DuplicateCheck",
"weblate.checks.source.OptionalPluralCheck",
"weblate.checks.source.EllipsisCheck",
"weblate.checks.source.MultipleFailingCheck",
"weblate.checks.source.LongUntranslatedCheck",
"weblate.checks.format.MultipleUnnamedFormatsCheck",
"weblate.checks.glossary.GlossaryCheck",
)

List of automatic fixups
AUTOFIX_LIST = (
"weblate.trans.autofixes.whitespace.SameBookendingWhitespace",
"weblate.trans.autofixes.chars.ReplaceTrailingDotsWithEllipsis",
"weblate.trans.autofixes.chars.RemoveZeroSpace",
"weblate.trans.autofixes.chars.RemoveControlChars",
)

List of enabled addons
WEBLATE_ADDONS = (
"weblate.addons.gettext.GenerateMoAddon",
"weblate.addons.gettext.UpdateLinguasAddon",
"weblate.addons.gettext.UpdateConfigureAddon",
"weblate.addons.gettext.MsgmergeAddon",
"weblate.addons.gettext.GettextCustomizeAddon",
"weblate.addons.gettext.GettextAuthorComments",
"weblate.addons.cleanup.CleanupAddon",
"weblate.addons.cleanup.RemoveBlankAddon",
"weblate.addons.consistency.LangaugeConsistencyAddon",
"weblate.addons.discovery.DiscoveryAddon",
"weblate.addons.autotranslate.AutoTranslateAddon",
"weblate.addons.flags.SourceEditAddon",
"weblate.addons.flags.TargetEditAddon",
"weblate.addons.flags.SameEditAddon",
"weblate.addons.flags.BulkEditAddon",
"weblate.addons.generate.GenerateFileAddon",
"weblate.addons.generate.PseudolocaleAddon",
"weblate.addons.json.JSONCustomizeAddon",
"weblate.addons.properties.PropertiesSortAddon",
"weblate.addons.git.GitSquashAddon",
"weblate.addons.removal.RemoveComments",
"weblate.addons.removal.RemoveSuggestions",
"weblate.addons.resx.ResxUpdateAddon",
"weblate.addons.yaml.YAMLCustomizeAddon",
"weblate.addons.cdn.CDNJSAddon",
)

E-mail address that error messages come from.
SERVER_EMAIL = "noreply@example.com"

Default email address to use for various automated correspondence from
the site managers. Used for registration emails.
DEFAULT_FROM_EMAIL = "noreply@example.com"

List of URLs your site is supposed to serve
ALLOWED_HOSTS = ["*"]

Configuration for caching
CACHES = {

```

(continues on next page)

(continued from previous page)

```

"default": {
 "BACKEND": "django_redis.cache.RedisCache",
 "LOCATION": "redis://127.0.0.1:6379/1",
 # If redis is running on same host as Weblate, you might
 # want to use unix sockets instead:
 # "LOCATION": "unix:///var/run/redis/redis.sock?db=1",
 "OPTIONS": {
 "CLIENT_CLASS": "django_redis.client.DefaultClient",
 "PARSER_CLASS": "redis.connection.HiredisParser",
 # If you set password here, adjust CELERY_BROKER_URL as well
 "PASSWORD": None,
 "CONNECTION_POOL_KWARGS": {},
 },
 "KEY_PREFIX": "weblate",
},
"avatar": {
 "BACKEND": "django.core.cache.backends.filebased.FileBasedCache",
 "LOCATION": os.path.join(DATA_DIR, "avatar-cache"),
 "TIMEOUT": 86400,
 "OPTIONS": {"MAX_ENTRIES": 1000},
},
}

Store sessions in cache
SESSION_ENGINE = "django.contrib.sessions.backends.cache"
Store messages in session
MESSAGE_STORAGE = "django.contrib.messages.storage.session.SessionStorage"

REST framework settings for API
REST_FRAMEWORK = {
 # Use Django's standard `django.contrib.auth` permissions,
 # or allow read-only access for unauthenticated users.
 "DEFAULT_PERMISSION_CLASSES": [
 # Require authentication for login required sites
 "rest_framework.permissions.IsAuthenticated"
 if REQUIRE_LOGIN
 else "rest_framework.permissions.IsAuthenticatedOrReadOnly"
],
 "DEFAULT_AUTHENTICATION_CLASSES": (
 "rest_framework.authentication.TokenAuthentication",
 "weblate.api.authentication.BearerAuthentication",
 "rest_framework.authentication.SessionAuthentication",
),
 "DEFAULT_THROTTLE_CLASSES": (
 "weblate.api.throttling.UserRateThrottle",
 "weblate.api.throttling.AnonRateThrottle",
),
 "DEFAULT_THROTTLE_RATES": {"anon": "100/day", "user": "5000/hour"},
 "DEFAULT_PAGINATION_CLASS": ("rest_framework.pagination.PageNumberPagination"),
 "PAGE_SIZE": 20,
 "VIEW_DESCRIPTION_FUNCTION": "weblate.api.views.get_view_description",
 "UNAUTHENTICATED_USER": "weblate.auth.models.get_anonymous",
}

Fonts CDN URL
FONTS_CDN_URL = None

Django compressor offline mode
COMPRESS_OFFLINE = False
COMPRESS_OFFLINE_CONTEXT = [
 {"fonts_cdn_url": FONTS_CDN_URL, "STATIC_URL": STATIC_URL, "LANGUAGE_BIDI":
True},

```

(continues on next page)

(continued from previous page)

```

 {"fonts_cdn_url": FONTS_CDN_URL, "STATIC_URL": STATIC_URL, "LANGUAGE_BIDI": ↵
↵False},
]

Require login for all URLs
if REQUIRE_LOGIN:
 LOGIN_REQUIRED_URLS = (r"/(.*)$",)

In such case you will want to include some of the exceptions
LOGIN_REQUIRED_URLS_EXCEPTIONS = (
rf"{URL_PREFIX}/accounts/(.*)$", # Required for login
rf"{URL_PREFIX}/admin/login/(.*)$", # Required for admin login
rf"{URL_PREFIX}/static/(.*)$", # Required for development mode
rf"{URL_PREFIX}/widgets/(.*)$", # Allowing public access to widgets
rf"{URL_PREFIX}/data/(.*)$", # Allowing public access to data exports
rf"{URL_PREFIX}/hooks/(.*)$", # Allowing public access to notification hooks
rf"{URL_PREFIX}/healthz/$", # Allowing public access to health check
rf"{URL_PREFIX}/api/(.*)$", # Allowing access to API
rf"{URL_PREFIX}/js/i18n/$", # JavaScript localization
rf"{URL_PREFIX}/contact/$", # Optional for contact form
rf"{URL_PREFIX}/legal/(.*)$", # Optional for legal app
)

Silence some of the Django system checks
SILENCED_SYSTEM_CHECKS = [
 # We have modified django.contrib.auth.middleware.AuthenticationMiddleware
 # as weblate.accounts.middleware.AuthenticationMiddleware
 "admin.E408"
]

Celery worker configuration for testing
CELERY_TASK_ALWAYS_EAGER = True
CELERY_BROKER_URL = "memory://"
CELERY_TASK_EAGER_PROPAGATES = True
Celery worker configuration for production
CELERY_TASK_ALWAYS_EAGER = False
CELERY_BROKER_URL = "redis://localhost:6379"
CELERY_RESULT_BACKEND = CELERY_BROKER_URL

Celery settings, it is not recommended to change these
CELERY_WORKER_MAX_MEMORY_PER_CHILD = 200000
CELERY_BEAT_SCHEDULE_FILENAME = os.path.join(DATA_DIR, "celery", "beat-schedule")
CELERY_TASK_ROUTES = {
 "weblate.trans.tasks.auto_translate": {"queue": "translate"},
 "weblate.accounts.tasks.notify_*": {"queue": "notify"},
 "weblate.accounts.tasks.send_mails": {"queue": "notify"},
 "weblate.utils.tasks.settings_backup": {"queue": "backup"},
 "weblate.utils.tasks.database_backup": {"queue": "backup"},
 "weblate.wladmin.tasks.backup": {"queue": "backup"},
 "weblate.wladmin.tasks.backup_service": {"queue": "backup"},
 "weblate.memory.tasks.*": {"queue": "memory"},
}

Enable plain database backups
DATABASE_BACKUP = "plain"

Enable auto updating
AUTO_UPDATE = False

GPG commits signing
WEBLATE_GPG_IDENTITY = None

```

(continues on next page)

(continued from previous page)

```
Third party services integration
MATOMO_SITE_ID = None
MATOMO_URL = None
GOOGLE_ANALYTICS_ID = None
SENTRY_DSN = None
AKISMET_API_KEY = None
```

## 2.18 Management commands

**Note:** Running management commands under a different user than the one running your webserver can result in files getting wrong permissions, please check [Filesystem permissions](#) for more details.

You will find basic management commands (available as `./manage.py` in the Django sources, or as an extended set in a script called **weblate** installable atop Weblate).

### 2.18.1 Invoking management commands

As mentioned before, invocation depends on how you installed Weblate.

If using virtualenv for Weblate, you can either specify the full path to **weblate**, or activate the virtualenv prior to invoking it:

```
Direct invocation
~/weblate-env/bin/weblate

Activating virtualenv adds it to search path
. ~/weblate-env/bin/activate
weblate
```

If you are using source code directly (either from a tarball or Git checkout), the management script is `./manage.py` available in the Weblate sources. To run it:

```
python ./manage.py list_versions
```

If you've installed Weblate using the pip or pip3 installer, or by using the `./setup.py` script, the **weblate** is installed to your path (or virtualenv path), from where you can use it to control Weblate:

```
weblate list_versions
```

For the Docker image, the script is installed like above, and you can run it using **docker exec**:

```
docker exec --user weblate <container> weblate list_versions
```

For **docker-compose** the process is similar, you just have to use **docker-compose exec**:

```
docker-compose exec --user weblate weblate weblate list_versions
```

In case you need to pass it a file, you can temporary add a volume:

```
docker-compose exec --user weblate /tmp:/tmp weblate weblate importusers /tmp/
↪users.json
```

**See also:**

*Installing using Docker, Installing on Debian and Ubuntu, Installing on SUSE and openSUSE, Installing on RedHat, Fedora and CentOS, Installing from sources*

## 2.18.2 add\_suggestions

**weblate add\_suggestions** <project> <component> <language> <file>

New in version 2.5.

Imports a translation from the file to use as a suggestion for the given translation. It skips duplicated translations; only different ones are added.

**--author** USER@EXAMPLE.COM

E-mail of author for the suggestions. This user has to exist prior to importing (you can create one in the admin interface if needed).

Example:

```
weblate --author michal@cihar.com add_suggestions weblate application cs /tmp/
↪ suggestions-cs.po
```

## 2.18.3 auto\_translate

**weblate auto\_translate** <project> <component> <language>

New in version 2.5.

Performs automatic translation based on other component translations.

**--source** PROJECT/COMPONENT

Specifies the component to use as source available for translation. If not specified all components in the project are used.

**--user** USERNAME

Specify username listed as author of the translations. “Anonymous user” is used if not specified.

**--overwrite**

Whether to overwrite existing translations.

**--inconsistent**

Whether to overwrite existing translations that are inconsistent (see *Inconsistent*).

**--add**

Automatically add language if a given translation does not exist.

**--mt** MT

Use machine translation instead of other components as machine translations.

**--threshold** THRESHOLD

Similarity threshold for machine translation, defaults to 80.

Example:

```
weblate auto_translate --user nijel --inconsistent --source weblate/application_
↪ weblate website cs
```

**See also:**

*Automatic translation*

### 2.18.4 celery\_queues

#### **weblate celery\_queues**

New in version 3.7.

Displays length of Celery task queues.

### 2.18.5 checkgit

#### **weblate checkgit <project|project/component>**

Prints current state of the back-end Git repository.

You can either define which project or component to update (for example `weblate/application`), or use `--all` to update all existing components.

### 2.18.6 commitgit

#### **weblate commitgit <project|project/component>**

Commits any possible pending changes to the back-end Git repository.

You can either define which project or component to update (for example `weblate/application`), or use `--all` to update all existing components.

### 2.18.7 commit\_pending

#### **weblate commit\_pending <project|project/component>**

Commits pending changes older than a given age.

You can either define which project or component to update (for example `weblate/application`), or use `--all` to update all existing components.

**--age** HOURS

Age in hours for committing. If not specified the value configured in *Component configuration* is used.

---

**Note:** This is automatically performed in the background by Weblate, so there no real need to invoke this manually, besides forcing an earlier commit than specified by *Component configuration*.

---

**See also:**

*Running maintenance tasks*, `COMMIT_PENDING_HOURS`

### 2.18.8 cleanuptrans

#### **weblate cleanuptrans**

Cleans up orphaned checks and translation suggestions. There is normally no need to run this manually, as the cleanups happen automatically in the background.

**See also:**

*Running maintenance tasks*

### 2.18.9 createadmin

#### **weblate createadmin**

Creates an `admin` account with a random password, unless it is specified.

**--password** PASSWORD

Provides a password on the command-line, to not generate a random one.

**--no-password**

Do not set password, this can be useful with `--update`.

**--username** USERNAME

Use the given name instead of `admin`.

**--email** USER@EXAMPLE.COM

Specify the admin e-mail address.

**--name**

Specify the admin name (visible).

**--update**

Update the existing user (you can use this to change passwords).

Changed in version 2.9: Added parameters `--username`, `--email`, `--name` and `--update`.

### 2.18.10 dump\_memory

#### **weblate dump\_memory**

New in version 2.20.

Export a JSON file containing Weblate Translation Memory content.

**See also:**

*Translation Memory*, *Weblate Translation Memory Schema*

### 2.18.11 dumpuserdata

#### **weblate dumpuserdata <file.json>**

Dumps userdata to a file for later use by *importuserdata*

---

**Hint:** This comes in handy when migrating or merging Weblate instances.

---

### 2.18.12 import\_demo

#### **weblate import\_demo**

New in version 4.1.

Creates a demo project with components based on <https://github.com/WeblateOrg/demo>.

This can be useful when developing Weblate.

### 2.18.13 import\_json

**weblate import\_json** <json-file>

New in version 2.7.

Batch import of components based on JSON data.

The imported JSON file structure pretty much corresponds to the component object (see [GET /api/components/\(string:project\)/\(string:component\)/](#)). You have to include the `name` and `filemask` fields.

**--project** PROJECT

Specifies where the components will be imported from.

**--main-component** COMPONENT

Use the given VCS repository from this component for all of them.

**--ignore**

Skip (already) imported components.

**--update**

Update (already) imported components.

Changed in version 2.9: The parameters `--ignore` and `--update` are there to deal with already imported components.

Example of JSON file:

```
[
 {
 "slug": "po",
 "name": "Gettext PO",
 "file_format": "po",
 "filemask": "po/*.po",
 "new_lang": "none"
 },
 {
 "name": "Android",
 "filemask": "android/values-*/strings.xml",
 "template": "android/values/strings.xml",
 "repo": "weblate://test/test",
 "file_format": "aresource"
 }
]
```

See also:

[import\\_memory](#)

### 2.18.14 import\_memory

**weblate import\_memory** <file>

New in version 2.20.

Imports a TMX or JSON file into the Weblate translation memory.

**--language-map** LANGMAP

Allows mapping languages in the TMX to the Weblate translation memory. The language codes are mapped after normalization usually done by Weblate.

`--language-map en_US:en` will for example import all `en_US` strings as `en` ones.

This can be useful in case your TMX file locales happen not to match what you use in Weblate.

See also:

*Translation Memory, Weblate Translation Memory Schema*

### 2.18.15 import\_project

**weblate import\_project** <project> <gitrepo> <branch> <filemask>

Changed in version 3.0: The `import_project` command is now based on the *Component discovery* addon, leading to some changes in behavior and what parameters are accepted.

Batch imports components into project based on filemask.

<project> names an existing project, into which the components are to be imported.

The <gitrepo> defines the Git repository URL to use, and <branch> signifies the Git branch. To import additional translation components from an existing Weblate component, use a *weblate://<project>/<component>* URL for the <gitrepo>.

The <filemask> defines file discovery for the repository. It can be either be made simple using wildcards, or it can use the full power of regular expressions.

The simple matching uses `**` for component name and `*` for language, for example: `**/*.po`

The regular expression has to contain groups named *component* and *language*. For example: `(?P<language>[^\s]*)(?P<component>[^\s]*)\.po`

The import matches existing components based on files and adds the ones that do not exist. It does not change already existing ones.

**--name-template** TEMPLATE

Customize the name of a component using Django template syntax.

For example: `Documentation: {{ component }}`

**--base-file-template** TEMPLATE

Customize the base file for monolingual translations.

For example: `{{ component }}/res/values/string.xml`

**--new-base-template** TEMPLATE

Customize the base file for addition of new translations.

For example: `{{ component }}/ts/en.ts`

**--file-format** FORMAT

You can also specify the file format to use (see *Supported file formats*), the default is auto-detection.

**--language-regex** REGEX

You can specify language filtering (see *Component configuration*) with this parameter. It has to be a valid regular expression.

**--main-component**

You can specify which component will be chosen as the main one—the one actually containing the VCS repository.

**--license** NAME

Specify the overall, project or component translation license.

**--license-url** URL

Specify the URL where the translation license is to be found.

**--vcs** NAME

In case you need to specify which version control system to use, you can do it here. The default version control is Git.

To give you some examples, let's try importing two projects.

First The Debian Handbook translations, where each language has separate a folder with the translations of each chapter:

```
weblate import_project \
 debian-handbook \
 git://anonscm.debian.org/debian-handbook/debian-handbook.git \
 squeeze/master \
 '*/**.po'
```

Then the Tanaguru tool, where the file format needs be specified, along with the base file template, and how all components and translations are located in single folder:

```
weblate import_project \
 --file-format=properties \
 --base-file-template=web-app/tgol-web-app/src/main/resources/i18n/%s-I18N.
→properties \
 tanaguru \
 https://github.com/Tanaguru/Tanaguru \
 master \
 web-app/tgol-web-app/src/main/resources/i18n/**-I18N*.properties
```

More complex example of parsing of filenames to get the correct component and language out of a filename like `src/security/Numerous_security_holes_in_0.10.1.de.po`:

```
weblate import_project \
 tails \
 git://git.tails.boum.org/tails master \
 'wiki/src/security/(?P<component>.*).\.(?P<language>[^.]*)\.po$'
```

Filtering only translations in a chosen language:

```
./manage import_project \
 --language-regex '^(cs|sk)$' \
 weblate \
 https://github.com/WeblateOrg/weblate.git \
 'weblate/locale/*/LC_MESSAGES/**/*.po'
```

Importing Sphinx documentation split to multiple files:

```
$ weblate import_project --name-template 'Documentation: %s' \
 --file-format po \
 project https://github.com/project/docs.git master \
 'docs/locale/*/LC_MESSAGES/**/*.po'
```

Importing Sphinx documentation split to multiple files and directories:

```
$ weblate import_project --name-template 'Directory 1: %s' \
 --file-format po \
 project https://github.com/project/docs.git master \
 'docs/locale/*/LC_MESSAGES/dir1/**/*.po'
$ weblate import_project --name-template 'Directory 2: %s' \
 --file-format po \
 project https://github.com/project/docs.git master \
 'docs/locale/*/LC_MESSAGES/dir2/**/*.po'
```

**See also:**

More detailed examples can be found in the starting chapter, alternatively you might want to use *import\_json*.

### 2.18.16 importuserdata

**weblate importuserdata** <file.json>

Imports user data from a file created by *dumpuserdata*

### 2.18.17 importusers

**weblate importusers** --check <file.json>

Imports users from JSON dump of the Django auth\_users database.

**--check**

With this option it will just check whether a given file can be imported and report possible conflicts arising from usernames or e-mails.

You can dump users from the existing Django installation using:

```
weblate dumpdata auth.User > users.json
```

### 2.18.18 install\_addon

New in version 3.2.

**weblate install\_addon** --addon ADDON <project|project/component>

Installs an addon to a set of components.

**--addon** ADDON

Name of the addon to install. For example `weblate.gettext.customize`.

**--configuration** CONFIG

JSON encoded configuration of an addon.

**--update**

Update the existing addon configuration.

You can either define which project or component to install the addon in (for example `weblate/application`), or use `--all` to include all existing components.

To install *Customize gettext output* for all components:

```
weblate install_addon --addon weblate.gettext.customize --config '{"width": -1}' --
↪update --all
```

**See also:**

*Addons*

### 2.18.19 list\_languages

**weblate list\_languages** <locale>

Lists supported languages in MediaWiki markup - language codes, English names and localized names.

This is used to generate <[https://wiki.l10n.cz/Slovn%C3%ADk\\_s\\_n%C3%A1zvy\\_jazyk%C5%AF](https://wiki.l10n.cz/Slovn%C3%ADk_s_n%C3%A1zvy_jazyk%C5%AF)>.

### 2.18.20 list\_translators

**weblate list\_translators** <project|project/component>

Lists translators by contributed language for the given project:

```
[French]
Jean Dupont <jean.dupont@example.com>
[English]
John Doe <jd@example.com>
```

**--language-code**

List names by language code instead of language name.

You can either define which project or component to use (for example `weblate/application`), or use `--all` to list translators from all existing components.

### 2.18.21 list\_versions

**weblate list\_versions**

Lists all Weblate dependencies and their versions.

### 2.18.22 loadpo

**weblate loadpo** <project|project/component>

Reloads translations from disk (for example in case you have done some updates in the VCS repository).

**--force**

Force update, even if the files should be up-to-date.

**--lang** LANGUAGE

Limit processing to a single language.

You can either define which project or component to update (for example `weblate/application`), or use `--all` to update all existing components.

---

**Note:** You seldom need to invoke this, Weblate will automatically load changed files for every VCS update. This is needed in case you manually changed an underlying Weblate VCS repository or in some special cases following an upgrade.

---

### 2.18.23 lock\_translation

**weblate lock\_translation** <project|project/component>

Prevents further translation of a component.

---

**Hint:** Useful in case you want to do some maintenance on the underlying repository.

---

You can either define which project or component to update (for example `weblate/application`), or use `--all` to update all existing components.

**See also:**

*`unlock_translation`*

## 2.18.24 move\_language

**weblate move\_language source target**

New in version 3.0.

Allows you to merge language content. This is useful when updating to a new version which contains aliases for previously unknown languages that have been created with the (*generated*) suffix. It moves all content from the *source* language to the *target* one.

Example:

```
weblate move_language cze cs
```

After moving the content, you should check whether there is anything left (this is subject to race conditions when somebody updates the repository meanwhile) and remove the (*generated*) language.

## 2.18.25 pushgit

**weblate pushgit <project|project/component>**

Pushes committed changes to the upstream VCS repository.

**--force-commit**

Force commits any pending changes, prior to pushing.

You can either define which project or component to update (for example `weblate/application`), or use `--all` to update all existing components.

---

**Note:** Weblate pushes changes automatically if *Push on commit* in *Component configuration* is turned on, which is the default.

---

## 2.18.26 unlock\_translation

**weblate unlock\_translation <project|project/component>**

Unlocks a given component, making it available for translation.

---

**Hint:** Useful in case you want to do some maintenance on the underlying repository.

---

You can either define which project or component to update (for example `weblate/application`), or use `--all` to update all existing components.

See also:

[\*lock\\_translation\*](#)

## 2.18.27 setupgroups

**weblate setupgroups**

Configures default groups and optionally assigns all users to that default group.

**--no-privs-update**

Turns off automatic updating of existing groups (only adds new ones).

**--no-projects-update**

Prevents automatic updates of groups for existing projects. This allows adding newly added groups to existing projects, see [\*Project access control\*](#).

See also:

*List of privileges*

## 2.18.28 setuplang

**weblate setuplang**

Updates list of defined languages in Weblate.

**--no-update**

Turns off automatic updates of existing languages (only adds new ones).

## 2.18.29 updatechecks

**weblate updatechecks <project|project/component>**

Updates all checks for all strings.

---

**Hint:** Useful for upgrades which do major changes to checks.

---

You can either define which project or component to update (for example `weblate/application`), or use `--all` to update all existing components.

## 2.18.30 updategit

**weblate updategit <project|project/component>**

Fetches remote VCS repositories and updates the internal cache.

You can either define which project or component to update (for example `weblate/application`), or use `--all` to update all existing components.

---

**Note:** Usually it is better to configure hooks in the repository to trigger *Notification hooks*, instead of regular polling by `updategit`.

---

# 2.19 Announcements

Changed in version 4.0: In prior releases this feature was called whiteboard messages.


Provide info to your translators by posting announcements, site-wide, per project, component, or language.

Announce the purpose, deadlines, status, or specify targets for translation.

The users will receive notification on the announcements for watched projects (unless they opt out).

This can be useful for various things from announcing the purpose of the website to specifying targets for translations.

The announcements can be posted on each level in the *Manage* menu, using *Post announcement*:






 Weblate


Dashboard

Projects ▾

Languages ▾

Checks ▾



 WeblateOrg

translated 90%

Translations will be used only if they reach 60%. 

Components

Languages

Info

Search

Insights ▾

Files ▾

Tools ▾

Manage ▾

Share ▾

 Not watching ▾

Post announcement 

Message

You can use Markdown and mention users by @username.

Category

Info (light blue) ▾

Category defines color used for the message.

Expiry date

mm/dd/yyyy 

The message will be not shown after this date. Use it to announce string freeze and translation deadline for next release.

☒ Notify users

The message is shown for all translations within the project, until its given expiry, or permanently until it is deleted.

Add

Powered by Weblate 4.5.2 [About Weblate](#) [Legal](#) [Contact](#) [Documentation](#) [Donate to Weblate](#)

It can be also added using the admin interface:

Weblate administration
WELCOME, **WEBLATE TEST** / [RETURN TO WEBLATE](#) / [DOCUMENTATION](#) / [CHANGE PASSWORD](#) / [SIGN OUT](#)

Home · Weblate translations · Announcements · Add Announcement

### Add Announcement

Required fields are marked in bold.

**Message:**

Translations will be used only if they reach 60%

You can use Markdown and mention users by @username.

**Project:** WeblateOrg

**Component:**

**Language:**

**Category:** Info (light blue)

Category defines color used for the message.

**Expiry date:** Today

The message will be not shown after this date. Use it to announce string freeze and translation deadline for next release.

☒ Notify users

Save and add another
Save and continue editing
SAVE

The announcements are then shown based on their specified context:

No context specified

Shown on dashboard (landing page).

Project specified

Shown within the project, including all its components and translations.

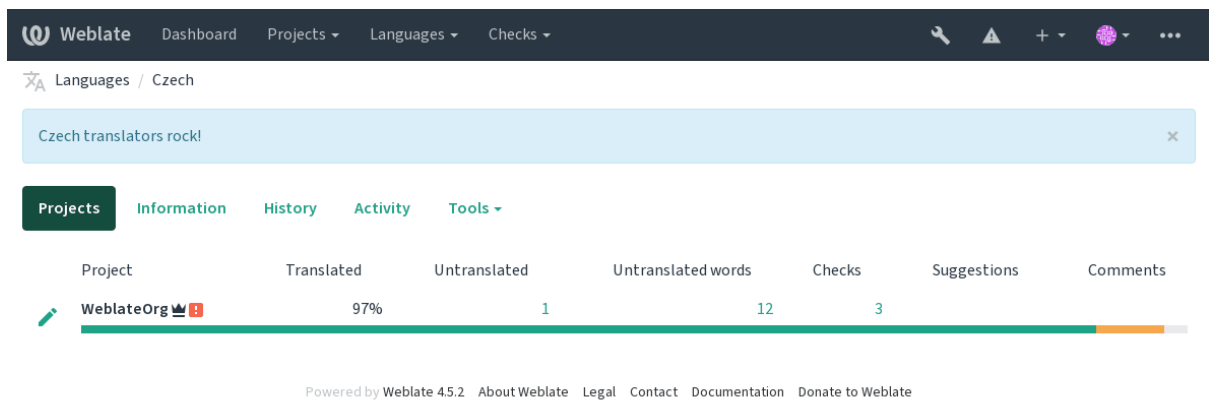
Component specified

Shown for a given component and all its translations.

Language specified

Shown on the language overview and all translations in that language.

This is how it looks on the language overview page:



## 2.20 Component Lists

Specify multiple lists of components to appear as options on the user dashboard, from which users can pick one as their default view. See [Dashboard](#) to learn more.

Changed in version 2.20: A status will be presented for each component list presented on the dashboard.

The names and content of component lists can be specified in the admin interface, in *Component lists* section. Each component list must have a name that is displayed to the user, and a slug representing it in the URL.

Changed in version 2.13: Change dashboard settings for anonymous users from the admin interface, altering what dashboard is presented to unauthenticated users.

### 2.20.1 Automatic component lists

New in version 2.13.

Add components to the list automatically based on their slug by creating *Automatic component list assignment* rules.

- Useful for maintaining component lists for large installations, or in case you want to have one component list with all components on your Weblate installation.

---

**Hint:** Make a component list containing all the components of your Weblate installation.

---

1. Define *Automatic component list assignment* with `^.*$` as regular expression in both the project and the component fields, as shown on this image:

Weblate administration

WELCOME, **WEBLATE TEST**. [RETURN TO WEBLATE](#) / [DOCUMENTATION](#) / [CHANGE PASSWORD](#) / [SIGN OUT](#)

Home › Weblate translations › Component lists › Add Component list

### Add Component list

Required fields are marked in bold.

**Component list name:**   
Display name

**URL slug:**   
Name used in URLs and filenames.

☒ **Show on dashboard**  
When enabled this component list will be shown as a tab on the dashboard

Components:

Available components ⓘ  
Filter  
WeblateOrg/Django  
WeblateOrg/Language names  
WeblateOrg/WeblateOrg  
Choose all ⓘ

Chosen components ⓘ  
Remove all ⓘ

Hold down "Control", or "Command" on a Mac, to select more than one.

AUTOMATIC COMPONENT LIST ASSIGNMENTS

| PROJECT REGULAR EXPRESSION ⓘ       | COMPONENT REGULAR EXPRESSION ⓘ     | DELETE? ⓘ                        |
|------------------------------------|------------------------------------|----------------------------------|
| <input type="text" value="^.*\$"/> | <input type="text" value="^.*\$"/> | <input type="button" value="✕"/> |

[+ Add another Automatic component list assignment](#)

## 2.21 Optional Weblate modules

Several optional modules are available for your setup.

## 2.21.1 Git exporter

New in version 2.10.

Provides you read-only access to the underlying Git repository using HTTP(S).

### Installation

1. Add `weblate.gitexport` to installed apps in `settings.py`:

```
INSTALLED_APPS += ("weblate.gitexport",)
```

2. Export existing repositories by migrating your database after installation:

```
weblate migrate
```

### Usage

The module automatically hooks into Weblate and sets the exported repository URL in the *Component configuration*. The repositories are accessible under the `/git/` part of the Weblate URL, for example `https://example.org/git/weblate/main/`.

Repositories for publicly available projects can be cloned without authentication:

```
git clone 'https://example.org/git/weblate/main/'
```

Access to browse the repositories with restricted access (with *Private access control* or when `REQUIRE_LOGIN` is enabled) requires an API token which can be obtained in your *user profile*:

```
git clone 'https://user:KEY@example.org/git/weblate/main/'
```

---

**Hint:** By default members or *Users* group and anonymous user have access to the repositories for public projects via *Access repository* and *Power user* roles.

---

## 2.21.2 Billing

New in version 2.4.

This is used on [Hosted Weblate](#) to define billing plans, track invoices and usage limits.

### Installation

1. Add `weblate.billing` to installed apps in `settings.py`:

```
INSTALLED_APPS += ("weblate.billing",)
```

2. Run the database migration to optionally install additional database structures for the module:

```
weblate migrate
```

## Usage

After installation you can control billing in the admin interface. Users with billing enabled will get new *Billing* tab in their *User profile*.

The billing module additionally allows project admins to create new projects and components without being superusers (see *Adding translation projects and components*). This is possible when following conditions are met:

- The billing is in its configured limits (any overusage results in blocking of project/component creation) and paid (if its price is non zero)
- The user is admin of existing project with billing or user is owner of billing (the latter is necessary when creating new billing for users to be able to import new projects).

Upon project creation user is able to choose which billing should be charged for the project in case he has access to more of them.

### 2.21.3 Legal

New in version 2.15.

This is used on *Hosted Weblate* to provide required legal documents. It comes provided with blank documents, and you are expected to fill out the following templates in the documents:

**legal/documents/tos.html** Terms of service document

**legal/documents/privacy.html** Privacy policy document

**legal/documents/summary.html** Short overview of the terms of service and privacy policy

---

**Note:** Legal documents for the Hosted Weblate service are available in this Git repository <<https://github.com/WeblateOrg/wllegal/tree/main/wllegal/templates/legal/documents>>.

Most likely these will not be directly usable to you, but might come in handy as a starting point if adjusted to meet your needs.

---

## Installation

1. Add `weblate.legal` to installed apps in `settings.py`:

```
INSTALLED_APPS += ("weblate.legal",)

Optional:

Social auth pipeline to confirm TOS upon registration/subsequent sign in
SOCIAL_AUTH_PIPELINE += ("weblate.legal.pipeline.tos_confirm",)

Middleware to enforce TOS confirmation of signed in users
MIDDLEWARE += [
 "weblate.legal.middleware.RequireTOSMiddleware",
]
```

2. Run the database migration to optionally install additional database structures for the module:

```
weblate migrate
```

3. Edit the legal documents in the `weblate/legal/templates/legal/` folder to match your service.

## Usage

After installation and editing, the legal documents are shown in the Weblate UI.

### 2.21.4 Avatars

Avatars are downloaded and cached server-side to reduce information leaks to the sites serving them by default. The built-in support for fetching avatars from e-mails addresses configured for it can be turned off using `ENABLE_AVATARS`.

Weblate currently supports:

- [Gravatar](#)
- [Libravatar](#)

**See also:**

*Avatar caching*, `AVATAR_URL_PREFIX`, `ENABLE_AVATARS`

### 2.21.5 Spam protection

You can protect against spamming by users by using the [Akismet](#) service.

1. Install the *akismet* Python module (this is already included in the official Docker image).
2. Obtain the Akismet API key.
3. Store it as `AKISMET_API_KEY` or `WEBLATE_AKISMET_API_KEY` in Docker.

Following content is sent to Akismet for checking:

- Suggestions from unauthenticated users
- Project and component descriptions and links

---

**Note:** This (among other things) relies on IP address of the client, please see *Running behind reverse proxy* for properly configuring that.

---

**See also:**

*Running behind reverse proxy*, `AKISMET_API_KEY`, `WEBLATE_AKISMET_API_KEY`

### 2.21.6 Signing Git commits with GnuPG


New in version 3.1.

All commits can be signed by the GnuPG key of the Weblate instance.

1. Turn on `WEBLATE_GPG_IDENTITY`. (Weblate will generate a GnuPG key when needed and will use it to sign all translation commits.)

This feature needs GnuPG 2.1 or newer installed.

You can find the key in the `DATA_DIR` and the public key is shown on the “About” page:


[Weblate](#)
[Dashboard](#)
[Projects](#)
[Languages](#)
[Checks](#)
[Register](#)
[Sign in](#)

[About Weblate](#) / [Weblate keys](#)

[About Weblate](#)
[Statistics](#)
[Keys](#)

SSH key

SSH key not available.

Commit signing

All commits made with Weblate are signed with the GPG key A751BF101950FDC44D6A1258C319C065E63CB73B, for which the corresponding public key is found below.

```

-----BEGIN PGP PUBLIC KEY BLOCK-----

mQGNBGBdyV8BDADB0dSzw+bN2Ctvc8FIEkqVl4IVOrhlwyVrPmEfuR1YSvUn4V7
wQKx0/1IFzj+iCop2LGn7xy96sDRi4nsTGz29ue7vOQZi8DU1zo6i0c0oH4FmE8
Pmsn+NHw2ybsNZXC37Cb/4RFL9uHLdnSdLT0TAyoRCOKCkNAV2i1E3/qTVf5RKj
p3pMsB2MqrRwZbd6qGmUixadC1pyYc848cKp1JOhp6XFvzgWfngDX7f2O1Kkg7
L+ItERFEVudHrdUVUgJwP6lrMdedT1pTJHGYenJ7ZZFVSeTmU+YsIFUxAuctyV5M
pr1isJhMRP0Kgh4dw9vyl///+d1pM/JJ6snMwZbkgRDQErxfaaKAlqg0/S2xgtX
a/dGc7HNuhQY9EMYG0wbleh9d7eW5m9nb8YtEPg2QULCE2Xzlhwc6HlLed7vA3SW
q1a6JylIMoZt6JufEFSES2KW+ks+hgHXzpOn0bZfCfAfzeRwPDkTJuiw6lkrF/nz
3B6qp7rf0om9WJkAEQEAAbQdV2VibGF0ZSA8d2VibGF0ZUBleGFtcGxlLmNvbT6J
Ac4EEwEKADgWlQSnUb8QGVd9xE1qEIJdGcBl5jy3OwUCYF3JXwlbAwULCQGhAgYV
CgkICwIEFgIDAQIeAQIXgAAKCRDDGcBl5jy3O5epDACPKCpqdjMYxTw+27LXRbYH
++amyt3+niiMU4TUdUdUcu1NzGLjqrDvxpJlftUFysLFiab50YIHG1Ad9+7jCOoXC
Md55P2dHgvlr2oQE3HTSIg7ZSPR59CKnBM5TB7bGc/h451HNSNcuT2D2yuGrG7t
iv8hKS0a0BK+mwwC0e2V2uRG5fDdvUJLRIu8KxtC2DS2+mGkRuuFwwXGVs7eRrWJ7

```

Powered by Weblate 4.5.2
 [About Weblate](#)
[Legal](#)
[Contact](#)
[Documentation](#)
[Donate to Weblate](#)

2. Alternatively you can also import existing keys into Weblate, just set `HOME=$DATA_DIR/home` when invoking `gpg`.

**See also:**

`WEBLATE_GPG_IDENTITY`

## 2.21.7 Rate limiting

Changed in version 3.2: The rate limiting now accepts more fine-grained configuration.

Several operations in Weblate are rate limited. At most `RATELIMIT_ATTEMPTS` attempts are allowed within `RATELIMIT_WINDOW` seconds. The user is then blocked for `RATELIMIT_LOCKOUT`. There are also settings specific to scopes, for example `RATELIMIT_CONTACT_ATTEMPTS` or `RATELIMIT_TRANSLATE_ATTEMPTS`. The table below is a full list of available scopes.

The following operations are subject to rate limiting:

| Name                                          | Scope             | Allowed<br>tempts | at- | Ratelimit<br>window | Lockout<br>period |
|-----------------------------------------------|-------------------|-------------------|-----|---------------------|-------------------|
| Registration                                  | REGISTRA-<br>TION | 5                 |     | 300                 | 600               |
| Sending message to admins                     | MESSAGE           | 5                 |     | 300                 | 600               |
| Password authentication on sign in            | LOGIN             | 5                 |     | 300                 | 600               |
| Sitewide search                               | SEARCH            | 6                 |     | 60                  | 60                |
| Translating                                   | TRANSLATE         | 30                |     | 60                  | 600               |
| Adding to glossary                            | GLOSSARY          | 30                |     | 60                  | 600               |
| Starting translation into a new lan-<br>guage | LANGUAGE          | 2                 |     | 300                 | 600               |

If a user fails to log in `AUTH_LOCK_ATTEMPTS` times, password authentication will be turned off on the account until having gone through the process of having its password reset.

The API has separate rate limiting settings, see *API rate limiting*.

**See also:**

*Rate limiting, Running behind reverse proxy, API rate limiting*

### 2.21.8 Fedora Messaging integration

Fedora Messaging is AMQP-based publisher for all changes happening in Weblate. You can hook additional services on changes happening in Weblate using this.

The Fedora Messaging integration is available as a separate Python module `weblate-fedora-messaging`. Please see <[https://github.com/WeblateOrg/fedora\\_messaging/](https://github.com/WeblateOrg/fedora_messaging/)> for setup instructions.

## 2.22 Customizing Weblate

Extend and customize using Django and Python. Contribute your changes upstream so that everybody can benefit. This reduces your maintenance costs; code in Weblate is taken care of when changing internal interfaces or refactoring the code.

**Warning:** Neither internal interfaces nor templates are considered a stable API. Please review your own customizations for every upgrade, the interfaces or their semantics might change without notice.

**See also:**

*Contributing to Weblate*

### 2.22.1 Creating a Python module

If you are not familiar with Python, you might want to look into *Python For Beginners*, explaining the basics and pointing to further tutorials.

To write some custom Python code (called a module), a place to store it is needed, either in the system path (usually something like `/usr/lib/python3.7/site-packages/`) or in the Weblate directory, which is also added to the interpreter search path.

Better yet, turn your customization into a proper Python package:

1. Create a folder for your package (we will use `weblate_customization`).
2. Within it, create a `setup.py` file to describe the package:

```
from setuptools import setup

setup(
 name="weblate_customization",
 version="0.0.1",
 author="Your name",
 author_email="yourname@example.com",
 description="Sample Custom check for Weblate.",
 license="GPLv3+",
 keywords="Weblate check example",
 packages=["weblate_customization"],
)
```

3. Create a folder for the Python module (also called `weblate_customization`) for the customization code.
4. Within it, create a `__init__.py` file to make sure Python can import the module.

5. This package can now be installed using `pip install -e`. More info to be found in “Editable” Installs.
6. Once installed, the module can be used in the Weblate configuration (for example `weblate_customization.checks.FooCheck`).

Your module structure should look like this:

```
weblate_customization
├── setup.py
└── weblate_customization
 ├── __init__.py
 ├── addons.py
 └── checks.py
```

You can find an example of customizing Weblate at <<https://github.com/WeblateOrg/customize-example>>, it covers all the topics described below.

## 2.22.2 Changing the logo

1. Create a simple Django app containing the static files you want to overwrite (see *Creating a Python module*).

Branding appears in the following files:

**icons/weblate.svg** Logo shown in the navigation bar.

**logo-\*.png** Web icons depending on screen resolution and web-browser.

**favicon.ico** Web icon used by legacy browsers.

**weblate-\*.png** Avatars for bots or anonymous users. Some web-browsers use these as shortcut icons.

**email-logo.png** Used in notifications e-mails.

2. Add it to `INSTALLED_APPS`:

```
INSTALLED_APPS = (
 # Add your customization as first
 "weblate_customization",
 # Weblate apps are here...
)
```

3. Run `weblate collectstatic --noinput`, to collect static files served to clients.

**See also:**

Managing static files (e.g. images, JavaScript, CSS), *Serving static files*

## 2.22.3 Custom quality checks, addons and auto-fixes

To install your code for *Custom automatic fixups*, *Writing own checks* or *Writing addon* in Weblate:

1. Place the files into your Python module containing the Weblate customization (see *Creating a Python module*).
2. Add its fully-qualified path to the Python class in the dedicated settings (`WEBLATE_ADDONS`, `CHECK_LIST` or `AUTOFIX_LIST`):

```
Checks
CHECK_LIST += ("weblate_customization.checks.FooCheck",)

Autofixes
AUTOFIX_LIST += ("weblate_customization.autofix.FooFixer",)

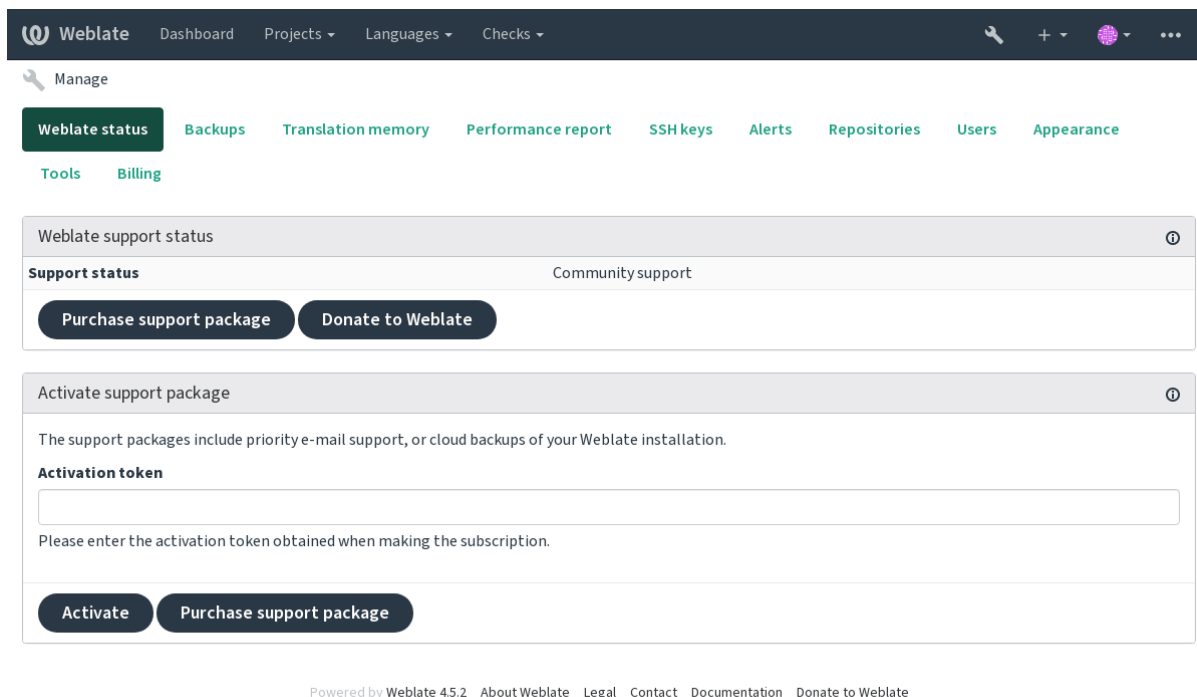
Addons
WEBLATE_ADDONS += ("weblate_customization.addons.ExamplePreAddon",)
```

See also:

*Custom automatic fixups, Writing own checks, Writing addon, Executing scripts from addon*

## 2.23 Management interface

The management interface offer administration settings under the `/manage/` URL. It is available for users signed in with admin privileges, accessible by using the wrench icon top right:



It includes basic overview of your Weblate:

- Support status, see *Getting support for Weblate*
- Backups, see *Backing up and moving Weblate*
- Shared translation memory, see *Translation Memory*
- Performance report to review Weblate health and length of Celery queues
- SSH keys management, see *SSH repositories*
- Alerts overview for all components, see alerts

### 2.23.1 The Django admin interface

**Warning:** Will be removed in the future, as its use is discouraged—most features can be managed directly in Weblate.

Here you can manage objects stored in the database, such as users, translations and other settings:

## Weblate administration

WELCOME **WEBLATE TEST** / [RETURN TO WEBLATE](#) / [DOCUMENTATION](#) / [CHANGE PASSWORD](#) / [SIGN OUT](#)

## Site administration

| REPORTS                |                       |                        |
|------------------------|-----------------------|------------------------|
| Weblate support status |                       |                        |
| Status of repositories |                       |                        |
| SSH keys               |                       |                        |
| Performance report     |                       |                        |
| Translation memory     |                       |                        |
| ACCOUNTS               |                       |                        |
| Audit logs             | <a href="#">+ Add</a> | <a href="#">Change</a> |
| Profiles               | <a href="#">+ Add</a> | <a href="#">Change</a> |
| Verified emails        | <a href="#">+ Add</a> | <a href="#">Change</a> |
| AUTH TOKEN             |                       |                        |
| Tokens                 | <a href="#">+ Add</a> | <a href="#">Change</a> |
| AUTHENTICATION         |                       |                        |
| Groups                 | <a href="#">+ Add</a> | <a href="#">Change</a> |
| Roles                  | <a href="#">+ Add</a> | <a href="#">Change</a> |
| Users                  | <a href="#">+ Add</a> | <a href="#">Change</a> |
| BILLING                |                       |                        |
| Billings               | <a href="#">+ Add</a> | <a href="#">Change</a> |
| Invoices               | <a href="#">+ Add</a> | <a href="#">Change</a> |
| Plans                  | <a href="#">+ Add</a> | <a href="#">Change</a> |
| FONTS                  |                       |                        |
| Font groups            | <a href="#">+ Add</a> | <a href="#">Change</a> |
| Fonts                  | <a href="#">+ Add</a> | <a href="#">Change</a> |
| LEGAL                  |                       |                        |
| Agreements             | <a href="#">+ Add</a> | <a href="#">Change</a> |
| PYTHON SOCIAL AUTH     |                       |                        |
| Associations           | <a href="#">+ Add</a> | <a href="#">Change</a> |
| Nonces                 | <a href="#">+ Add</a> | <a href="#">Change</a> |
| User social auths      | <a href="#">+ Add</a> | <a href="#">Change</a> |
| SCREENSHOTS            |                       |                        |
| Screenshots            | <a href="#">+ Add</a> | <a href="#">Change</a> |
| TRANSLATION MEMORY     |                       |                        |
| Memorys                | <a href="#">+ Add</a> | <a href="#">Change</a> |
| WEBLATE CONFIGURATION  |                       |                        |
| Settings               | <a href="#">+ Add</a> | <a href="#">Change</a> |
| WEBLATE LANGUAGES      |                       |                        |
| Languages              | <a href="#">+ Add</a> | <a href="#">Change</a> |
| WEBLATE TRANSLATIONS   |                       |                        |
| Announcements          | <a href="#">+ Add</a> | <a href="#">Change</a> |
| Component lists        | <a href="#">+ Add</a> | <a href="#">Change</a> |
| Components             | <a href="#">+ Add</a> | <a href="#">Change</a> |
| Contributor agreements | <a href="#">+ Add</a> | <a href="#">Change</a> |
| Projects               | <a href="#">+ Add</a> | <a href="#">Change</a> |

## Recent actions

## My actions

None available

In the *Reports* section, you can check the status of your site, tweak it for *Production setup*, or manage SSH keys used to access *Accessing repositories*.

Manage database objects under any of the sections. The most interesting one is probably *Weblate translations*, where you can manage translatable projects, see *Project configuration* and *Component configuration*.

*Weblate languages* holds language definitions, explained further in *Language definitions*.

### Adding a project

Adding a project serves as container for all components. Usually you create one project for one piece of software, or book (See *Project configuration* for info on individual parameters):

Weblate administration

WELCOME, **WEBLATE TEST** · [RETURN TO WEBLATE](#) / [DOCUMENTATION](#) / [CHANGE PASSWORD](#) / [SIGN OUT](#)

Home · Weblate translations · Projects · Add Project

Add Project

Required fields are marked in bold.

Project name:

WebplateOrg

Display name

URL slug:

weblateorg

Name used in URLs and filenames.

Project website:

https://weblate.org/

Main website of translated project.

Translation instructions:

https://weblate.org/contribute/

You can use Markdown and mention users by @username.

☒ Set "Language-Team" header

Lets Weblate update the "Language-Team" file header of your project.

☒ Use shared translation memory

Uses the pool of shared translations between projects.

☒ Contribute to shared translation memory

Contributes to the pool of shared translations between projects.

Access control:

Protected

How to restrict access to this project is detailed in the documentation.

☐ Enable reviews

Requires dedicated reviewers to approve translations.

☐ Enable source reviews

Requires dedicated reviewers to approve source strings.

☒ Enable hooks

Whether to allow updating this repository by remote hooks.

Language aliases:

Comma-separated list of language code mappings, for example: en\_GB:en,en\_US:en

Save and add another

Save and continue editing

SAVE

### See also:

*Project configuration*

## Bilingual components

Once you have added a project, translation components can be added to it. (See *Component configuration* for info regarding individual parameters):

Webiate administration

WELCOME WEBLATE TEST RETURN TO WEBLATE DOCUMENTATION CHANGE PASSWORD LOG OUT

[Home](#) [Webiate translations](#) [Components](#) [Add component](#)

Add Component

CREATE NEW DOCUMENTATION

Required fields are marked in bold.

Component name:

Language names

Language names

URL slug:

language-names

Name used in URL, a-z and dashes.

Project:

WebiateOrg

Version control system:

Git

Choose version control system to use to access your repository containing translations. You can also choose additional integration with third party providers to submit merge requests.

Source code repository:

https://github.com/WeblateOrg/demo.git

URL of a repository you wish to use (optional component to share it with other components)

Repository push URL:

URL of a push repository pointing to remote if it exists.

Repository browser:

https://github.com/WeblateOrg/demo/tree/master/branches/development

URL to repository browser page (defaults to source, Bitbucket and Github for Bitbucket and Github, no defaults otherwise)

Expected repository URL:

URL of repository where users can fetch changes from Weblate

Source string bug reporting address:

Email address for reports on source strings. Leave empty for no emails.

Repository branch:

Repository branch to translate

Push branch:

Branch for pushing changes, leave empty to use repository branch

Flavor:

weblate-templates/bozuka/1.0.0-RELEASE-0.0

Base of files to translate, changes to repository file, use " instead of language code, for example "demo" or "bozuka/1.0.0-RELEASE-0.0" (language)

Monolingual base language file:

Contents of translation base file, containing all strings and their sources. It is recommended for monolingual translation formats.

☒ Git base file

Whether users will be able to edit the base file for monolingual translations.

Intermediate language file:

Contents of intermediate translation file. To most cases this is a translation file provided by developers which could also contain actual source strings.

Template for new translation:

weblate-templates/bozuka/template

Filename of the used for creating new translations. For gettext choose pot file.

File format:

gettext PO file

Filename of the used for creating new translations. For gettext choose pot file.

☐ Locked

Locked component will not get any translation updates.

☒ Allow translation propagation

Whether translation updates in other components will cause automatic translation in this one.

☒ Turn on suggestions

Whether to allow translation suggestions or not.

☐ Suggestion voting

Users can only vote for suggestions and can't make direct translations.

Autoaccept suggestions:

0

Automatically accept suggestions with this number of votes, use 0 to turn it off.

Translation flags:

Additional content associated flags to enhance quality checks. Possible values can be found in the documentation.

Enforced checks:

List of checks which can not be ignored.

Translation license:

GNU General Public License v3.0 or later

Contributor agreement:

User agreement which needs to be approved before a user can translate this component.

Adding new translation:

Create new language file

New translation created for existing translations.

Language code style:

Default based on file format

Custom language code used to generate the filename for translations created by Weblate.

☐ Merge strings

Whether adding new incoming strings from Weblate. If your strings are extracted from the source code or managed externally you probably want to keep it disabled.

Merge style:

Replace

How incoming Weblate should merge the upstream repository or replace changes with it.

Control message when translating:

Translated using Weblate {language\_name} {  
Currently translated at {state.translated.percent}% ({state.translated} of {state.all} strings)  
Translation {project\_name} {component\_name} {  
TranslationURL} {url}

You can use translation language for review info, please consult the documentation for more details.

Control message when adding translation:

Added translation using Weblate {language\_name} {

You can use translation language for review info, please consult the documentation for more details.

Control message when removing translation:

Deleted translation using Weblate {language\_name} {

You can use translation language for review info, please consult the documentation for more details.

Control message when merging translation:

Merge branch {component\_name,branch} into Weblate.

You can use translation language for review info, please consult the documentation for more details.

Control message when adding makes a change:

Update translation files  
Updated by {username} {username} {hook in Weblate.  
Translation {project\_name} {component\_name} {  
TranslationURL} {url}

You can use translation language for review info, please consult the documentation for more details.

☒ Push on commit

Whether the repository should be pushed upstream on every commit.

Age of changes to commit:

24

How many hours after which any pending changes will be submitted to the VCS.

☒ Lock on error

Whether the component should be locked on repository errors.

Source language:

English

Language used for source strings in all components.

Language filter:

1234567890

Regular expression used to filter translation files when creating the flavor.

Variant regular expression:

Regular expression used to determine variants of a string.

Priority:

Medium

Components with higher priority are offered first to translators.

☐ Restricted component

Personal access to the component is only given explicitly given permission.

Share in projects:

WebiateOrg

Choose additional projects where this component will be listed. Hold down "Control" or "Command" on a Mac, to select more than one.

☐ Use as a glossary

Obscure color:

Silver

Save and add another

Save and edit translation settings

Save

**See also:**

*Component configuration, Bilingual and monolingual formats*

**Monolingual components**

For easier translation of these, provide a template file containing the mapping of message IDs to its respective source language (usually English). (See *Component configuration* for info regarding individual parameters):

Webiate administration

WELCOME WEBLATE USER | RETURN TO WEBLATE | DOCUMENTATION | CHANGE PASSWORD | LOG OUT

Home | Webiate translations | Components | Add component

Add Component

Required fields are marked as bold.

Component name:

Android

URL slug:

android

Name used in URLs and filenames.

Project:

WebiateOrg

Version control system:

git

Version control system to use to access your repository containing translations. You can also choose additional integration with third party providers to submit merge requests.

Source code repository:

webiate://webiateorg/language-names

URL of a repository, use webiate://project/component to share it with other components.

Repository push URL:

URL of a push repository, pointing to format of %s.

Repository browser:

Link to repository browser, use (github) for Github, (bitbucket) and (bitbucket) for Bitbucket and (bitbucket) for Bitbucket.

Expected repository URL:

URL of repository where users can fetch changes from Weblate.

Source stringing bug reporting address:

E-mail address for reports on errors in source strings. Leave empty for no emails.

Repository branch:

Repository branch to translate.

Push branch:

Branch for pushing changes. Have empty to use repository branch.

Format:

app/src/main/res/values-%strings.xml

Path of files to translate, relative to repository root, use % instead of language code, for example path/to/res/values/%strings.xml.

Monolingual base language file:

app/src/main/res/values-%strings.xml

Elements of translation base file, containing all strings and their context. It is recommended for monolingual translation formats.

Get base file

Whether users will be able to edit the base file for monolingual translation.

Intermediate language file:

Elements of intermediate translation file. It must exist this is a translation file provided by developers and is used when creating actual source strings.

Template for new translations:

Elements of file used for creating new translations. For gettext choose pot file.

File format:

Android String Resource

Locked

Locked component will not get any translation updates.

Allow translation propagation

Whether translation updates in other components will cause automatic translation in this one.

Turn on suggestions

Whether to allow translation suggestions or not.

Suggestion voting

Users can only vote for suggestions and can't make direct translations.

Autosuggest suggestions:

0

Automatically suggest suggestions with this number of votes, use 0 to turn it off.

Translation flags:

Additional comments/flags to reference quality checks. Possible values can be found in the documentation.

Enforced checks:

List of checks which can not be ignored.

Translation license:

MIT License

Contributor agreement:

User agreement which needs to be approved before a user can translate this component.

Add new translation

Create new language file

How to handle requests for creating new translations.

Language code style:

Default based on the file format

Custom language code used to generate the filename for translations created by Weblate.

Manage strings

Whether to allow adding/removing strings from Weblate. If your strings are extracted from the source code or managed externally you probably want to keep it disabled.

Merge style:

Release

Defines whether Weblate should merge the upstream repository or release changes into it.

Current message when handling

Translated using Weblate (% language, %name (%))  
Currently translated at (% state, %percent, %percent % of (% state, all (% strings))  
Translation (% project, %name (%)) component, %name (%)  
Translated (% state, % of (%))

You can use template language for various URLs, please consult the documentation for more details.

Current message when adding translation

Add/translate using Weblate (% language, %name (%))

You can use template language for various URLs, please consult the documentation for more details.

Current message when removing translation

Deleted translation using Weblate (% language, %name (%))

You can use template language for various URLs, please consult the documentation for more details.

Current message when merging translation

Merge branch (% component, %branch (%)) into Weblate.

You can use template language for various URLs, please consult the documentation for more details.

Current message when adding makes a change

Update translation file  
Updated by (% user, (% track to Weblate)  
Translation (% project, %name (%)) component, %name (%)  
Translated (% state, % of (%))

You can use template language for various URLs, please consult the documentation for more details.

Push on commit

Whether to push changes (should be controlled agreement) on every commit.

Age of changes to commit:

24

Time in hours after which any pending changes will be committed to the VCS.

Lock on error

Whether the component should be locked on repository errors.

Source language:

English

Language used for source strings in all components.

Language filter:

en

Regular expression used to filter translation files when searching for formats.

Variables regular expression:

Regular expression used to determine variables of a string.

Priority:

Medium

Component and higher priority are affected first to translators.

Restricted component

Restrict access to the component to only those explicitly given permission.

Share to projects:

WebiateOrg

Choose additional projects where this component will be listed. Hold down "Control" or "Command" on a Mac to select more than one.

Use as a glossary

Glossary order:

Iter

Click and edit another

Save and continue editing

Save

See also:

*Component configuration, Bilingual and monolingual formats*

## 2.24 Getting support for Weblate

Weblate is copylefted libre software with community support. Subscribers receive priority support at no extra charge. Prepaid help packages are available for everyone. You can find more info about current support offerings at <https://weblate.org/support/>.

### 2.24.1 Integrating support

New in version 3.8.

Purchased support packages can optionally be integrated into your Weblate [subscription management](#) interface, from where you will find a link to it. Basic instance details about your installation are also reported back to Weblate this way.

The screenshot shows the Weblate web interface. At the top is a dark navigation bar with the Weblate logo, 'Dashboard', 'Projects', 'Languages', and 'Checks' menus. Below this is a 'Manage' section with a list of links: 'Weblate status' (highlighted), 'Backups', 'Translation memory', 'Performance report', 'SSH keys', 'Alerts', 'Repositories', 'Users', and 'Appearance'. Under 'Tools' and 'Billing' are also visible. The main content area has two sections. The first, 'Weblate support status', shows 'Support status' as 'Community support' and includes buttons for 'Purchase support package' and 'Donate to Weblate'. The second section, 'Activate support package', explains that support packages include priority e-mail support or cloud backups. It features an 'Activation token' input field with a placeholder text: 'Please enter the activation token obtained when making the subscription.' Below the input field are buttons for 'Activate' and 'Purchase support package'. At the bottom of the page, a footer line reads: 'Powered by Weblate 4.5.2 About Weblate Legal Contact Documentation Donate to Weblate'.

### 2.24.2 Data submitted to the Weblate

- URL where your Weblate instance is configured
- Your site title
- The Weblate version you are running
- Tallies of some objects in your Weblate database (projects, components, languages, source strings and users)
- The public SSH key of your instance

Additionally, when *Discover Weblate* is turned on:

- List of public projects (name, URL and website)

No other data is submitted.

## 2.24.3 Integration services

- See if your support package is still valid
- *Weblate provisioned backup storage*
- *Discover Weblate*

---

**Hint:** Purchased support packages are already activated upon purchase, and can be used without integrating them.

---

## 2.24.4 Discover Weblate

New in version 4.5.2.

---

**Note:** This feature is currently in early beta.

---

Discover Weblate is an opt-in service that makes it easier for users to find Weblate servers and communities. Users can browse registered services on <https://weblate.org/discover/>, and find there projects to contribute.

### Getting listed

---

**Hint:** Participating in Discover Weblate makes Weblate submit some information about your server, please see *Data submitted to the Weblate*.

---

To list your server with an active support subscription (see *Integrating support*) in Discover Weblate all you need to do is turn this on in the management panel:

The screenshot shows the Weblate management interface. At the top is a navigation bar with 'Weblate', 'Dashboard', 'Projects', 'Languages', and 'Checks'. Below this is a 'Manage' section with a sidebar containing 'Weblate status', 'Backups', 'Translation memory', 'Performance report', 'SSH keys', 'Alerts', 'Repositories', 'Users', and 'Appearance'. The 'Weblate status' section is active, showing 'Tools' and 'Billing' tabs. The main content area displays the 'Weblate support status' with a table:

|                         |                                                                            |
|-------------------------|----------------------------------------------------------------------------|
| <b>Support status</b>   | Community support                                                          |
| <b>Discover Weblate</b> | Your Weblate is not listed on weblate.org <a href="#">Browse discovery</a> |

Below the table are three buttons: 'Manage support package', 'Purchase support package', and 'Donate to Weblate'. Below this is the 'Activate support package' section, which includes a description: 'The support packages include priority e-mail support, or cloud backups of your Weblate installation.' It also has an 'Activation token' input field and a note: 'Please enter the activation token obtained when making the subscription.' At the bottom of this section are 'Activate' and 'Purchase support package' buttons.

Powered by Weblate 4.5.2 [About Weblate](#) [Legal](#) [Contact](#) [Documentation](#) [Donate to Weblate](#)

Listing your server without a support subscription in Discover Weblate:

1. Register yourself at <https://weblate.org/user/>
2. Register your Weblate server in the discovery database at <https://weblate.org/subscription/discovery/>
3. Confirm the service activation in your Weblate and turn on the discovery listing in your Weblate management page using *Enable discovery* button:

The screenshot shows the Weblate management interface. At the top, there's a navigation bar with 'Weblate' logo and links to 'Dashboard', 'Projects', 'Languages', and 'Checks'. Below this is a 'Manage' section with various tabs: 'Weblate status' (selected), 'Backups', 'Translation memory', 'Performance report', 'SSH keys', 'Alerts', 'Repositories', 'Users', and 'Appearance'. Under 'Tools' and 'Billing' are also visible. The main content area is divided into two sections. The first section, 'Weblate support status', shows 'Support status' as 'Community support'. Under 'Discover Weblate', it states 'Your Weblate is not listed on weblate.org' with a green 'Browse discovery' link and a dark 'Enable discovery' button. Below this are three buttons: 'Manage support package', 'Purchase support package', and 'Donate to Weblate'. The second section, 'Activate support package', explains that support packages include priority e-mail support or cloud backups. It has an 'Activation token' input field with a placeholder and a note: 'Please enter the activation token obtained when making the subscription.' Below this are 'Activate' and 'Purchase support package' buttons. At the bottom, a footer line reads: 'Powered by Weblate 4.5.2 About Weblate Legal Contact Documentation Donate to Weblate'.

## Customizing listing

You can customize the listing by providing a text and image (570 x 260 pixels) at <https://weblate.org/user/>.

## 2.25 Legal documents

**Note:** Herein you will find various legal information you might need to operate Weblate in certain legal jurisdictions. It is provided as a means of guidance, without any warranty of accuracy or correctness. It is ultimately your responsibility to ensure that your use of Weblate complies with all applicable laws and regulations.

### 2.25.1 ITAR and other export controls

Weblate can be run within your own datacenter or virtual private cloud. As such, it can be used to store ITAR or other export-controlled information, however, end users are responsible for ensuring such compliance.

The Hosted Weblate service has not been audited for compliance with ITAR or other export controls, and does not currently offer the ability to restrict translations access by country.

## 2.25.2 US encryption controls

Weblate does not contain any cryptographic code, but might be subject export controls as it uses third party components utilizing cryptography for authentication, data-integrity and -confidentiality.

Most likely Weblate would be classified as ECCN 5D002 or 5D992 and, as publicly available libre software, it should not be subject to EAR (see [Encryption items NOT Subject to the EAR](#)).

Software components used by Weblate (listing only components related to cryptographic function):

**Python** See [https://wiki.python.org/moin/PythonSoftwareFoundationLicenseFaq#Is\\_Python\\_subject\\_to\\_export\\_laws.3F](https://wiki.python.org/moin/PythonSoftwareFoundationLicenseFaq#Is_Python_subject_to_export_laws.3F)

**GnuPG** Optionally used by Weblate

**Git** Optionally used by Weblate

**curl** Used by Git

**OpenSSL** Used by Python and cURL

The strength of encryption keys depends on the configuration of Weblate and the third party components it interacts with, but in any decent setup it will include all export restricted cryptographic functions:

- In excess of 56 bits for a symmetric algorithm
- Factorisation of integers in excess of 512 bits for an asymmetric algorithm
- Computation of discrete logarithms in a multiplicative group of a finite field of size greater than 512 bits for an asymmetric algorithm
- Discrete logarithms in a group different than above in excess of 112 bits for an asymmetric algorithm

Weblate doesn't have any cryptographic activation feature, but it can be configured in a way where no cryptography code would be involved. The cryptographic features include:

- Accessing remote servers using secure protocols (HTTPS)
- Generating signatures for code commits (PGP)

**See also:**

[Export Controls \(EAR\) on Open Source Software](#)

## CONTRIBUTOR DOCS

### 3.1 Contributing to Weblate

There are dozens of ways to improve Weblate. You can choose the one you feel comfortable with, be it coding, graphics design, documentation, sponsorship, or an idea:

- *Reporting issues in Weblate*
- *Starting contributing code to Weblate*
- *Translating Weblate*
- *Contribute to Weblate documentation*
- *Weblate discussions*
- *Funding Weblate development*

#### 3.1.1 Translating Weblate

Weblate is continually being [translated](#) using Weblate itself. Feel free to take your part in the effort of making Weblate available in as many human languages as possible. It brings Weblate closer to its users!

If you find a possible mistake in the source string, you can mark it with a comment in the Weblate editor. This way, it can be discussed and corrected. If you're certain, you can also click on the link in the *Source string location* section and submit a PR with your correction.

#### 3.1.2 Contribute to Weblate documentation

You are welcome to improve the documentation page of your choice. Do it easily by clicking the *Edit on GitHub* button in the top-right corner of the page.

Please respect these guidelines while writing:

1. Don't remove part of the documentation if it's valid.
2. Use clear and easily-understandable language. You are writing tech docs, not a poem. Not all docs readers are native speakers, be thoughtful.
3. Don't be afraid to ask if you are not certain. If you have to ask about some feature while editing, don't change its docs before you have the answer. This means: You change or ask. Don't do both at the same time.
4. Verify your changes by performing described actions while following the docs.
5. Send PR with changes in small chunks to make it easier and quicker to review and merge.
6. If you want to rewrite and change the structure of a big article, do it in two steps:
  1. Rewrite

2. Once the rewrite is reviewed, polished, and merged, change the structure of the paragraphs in another PR.

---

**Hint:** You can [translate the docs](#).

---

### 3.1.3 Weblate discussions

If you have an idea and not sure if it's suitable for an issue, don't worry. You can join the community in [GitHub discussions](#).

### 3.1.4 Funding Weblate development

You can boost Weblate's development on the [donate page](#). Funds collected there are used to enable gratis hosting for libre software projects and further development of Weblate. Please check the [donate page](#) for options, such as funding goals and the rewards you get as a proud funder.

#### Backers who have funded Weblate

List of Weblate supporters:

- Yashiro Ccs
- Cheng-Chia Tseng
- Timon Reinhard
- [Cassidy James](#)
- Loic Dachary
- Marozed
- <https://freedombox.org/>
- GNU Solidario (GNU Health)
- [BallotReady](#)
- Richard Nespithal

Do you want to be in the list? Please see options on the [Donate to Weblate](#).

## 3.2 Starting contributing code to Weblate

Understand the Weblate source code by going through *Weblate source code*, *Weblate frontend* and *Weblate internals*.

### 3.2.1 Starting with the codebase

Familiarize yourself with the Weblate codebase, by having a go at the bugs labelled [good first issue](#).

### 3.2.2 Running Weblate locally

The most comfortable approach to get started with Weblate development is to follow *Installing from sources*. It will get you a virtualenv with editable Weblate sources.

1. Clone the Weblate source code:

```
git clone https://github.com/WeblateOrg/weblate.git
cd weblate
```

2. Create a virtualenv:

```
virtualenv .venv
.venv/bin/activate
```

3. Install Weblate (for this you need some system dependencies, see *Installing from sources*):

```
pip install -e .
```

3. Install all dependencies useful for development:

```
pip install -r requirements-dev.txt
```

4. Start a development server:

```
weblate runserver
```

5. Depending on your configuration, you might also want to start Celery workers:

```
./weblate/examples/celery start
```

6. To run a test (see *Local testing* for more details):

```
. scripts/test-database
./manage.py test
```

**See also:**

*Installing from sources*

### 3.2.3 Running Weblate locally in Docker

If you have Docker and docker-compose installed, you can spin up the development environment by simply running:

```
./rundev.sh
```

It will create a development Docker image and start it. Weblate is running on `<http://127.0.0.1:8080/>` and you can sign in as the user `admin` using `admin` as the password. The new installation is empty, so you might want to continue with *Adding translation projects and components*.

The `Dockerfile` and `docker-compose.yml` for this are located in the `dev-docker` directory.

The script also accepts some parameters, to execute tests, run it with the `test` parameter and then specify any `test` parameters, for example:

```
./rundev.sh test --failfast weblate.trans
```

---

**Note:** Be careful that your Docker containers are up and running before running the tests. You can check that by running the `docker ps` command.

---

To display the logs:

```
./rundev.sh logs
```

To stop the background containers, run:

```
./rundev.sh stop
```

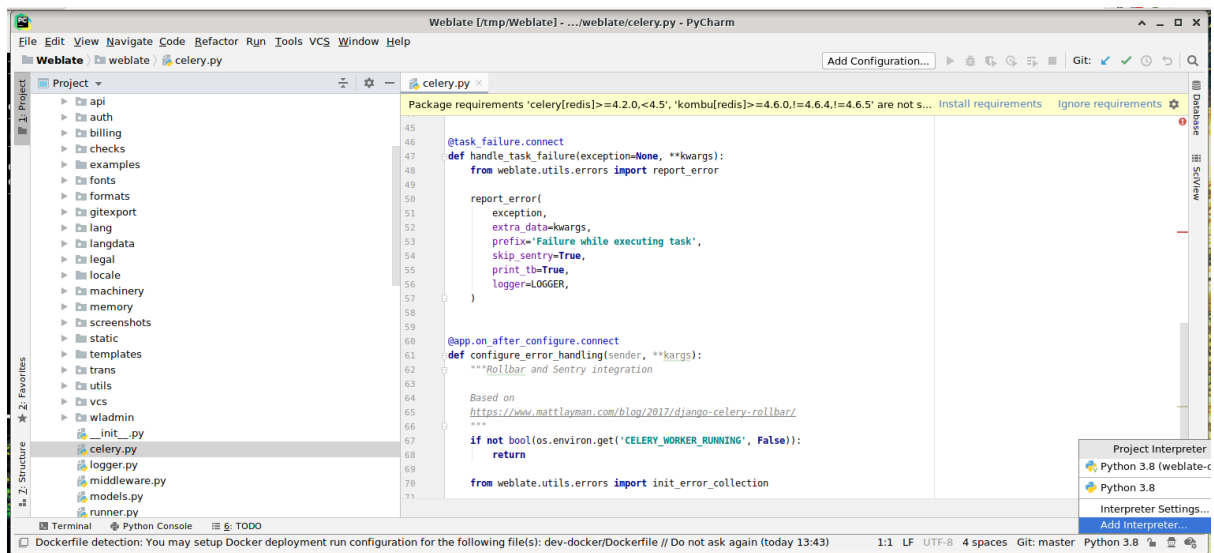
Running the script without arguments will re-create the Docker container and restart it.

**Note:** This is not a suitable setup for production, as it includes several hacks which are insecure, but they make development easier.

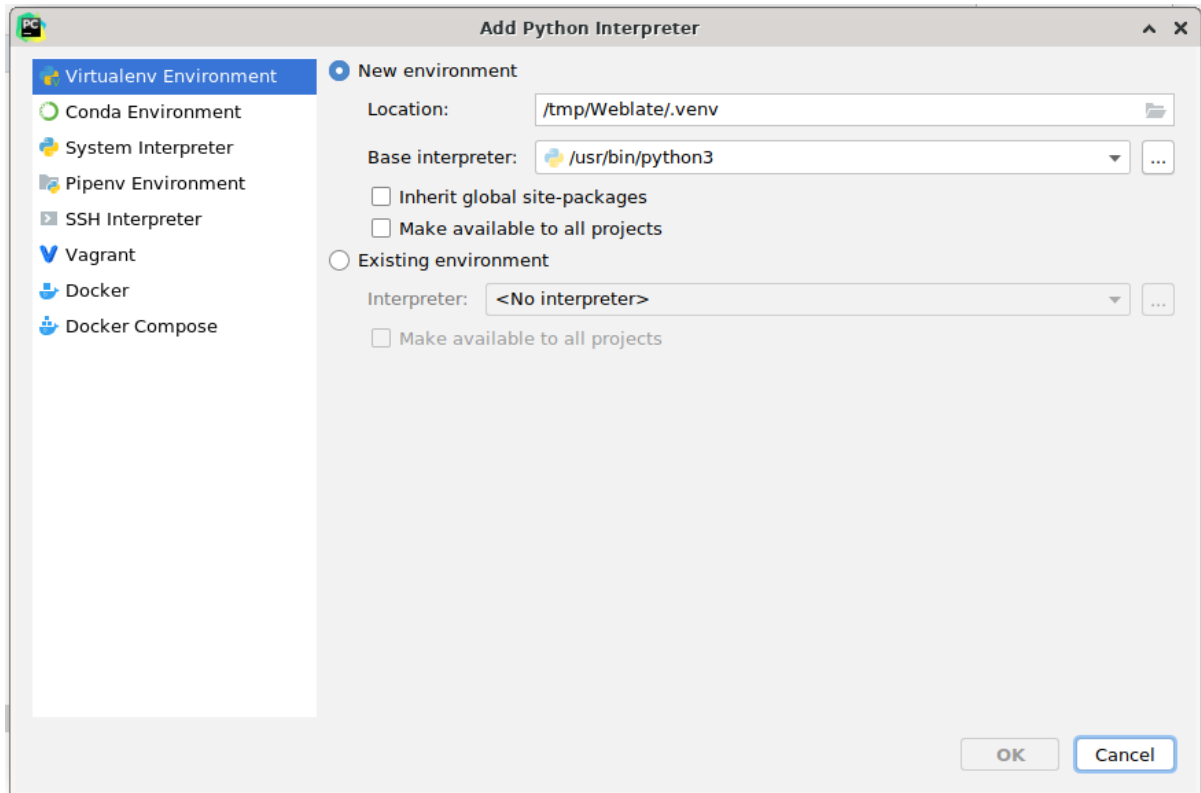
### 3.2.4 Coding Weblate with PyCharm

PyCharm is a known IDE for Python, here are some guidelines to help you set up your Weblate project in it.

Considering you have just cloned the GitHub repository to a folder, just open it with PyCharm. Once the IDE is open, the first step is to specify the interpreter you want to use:

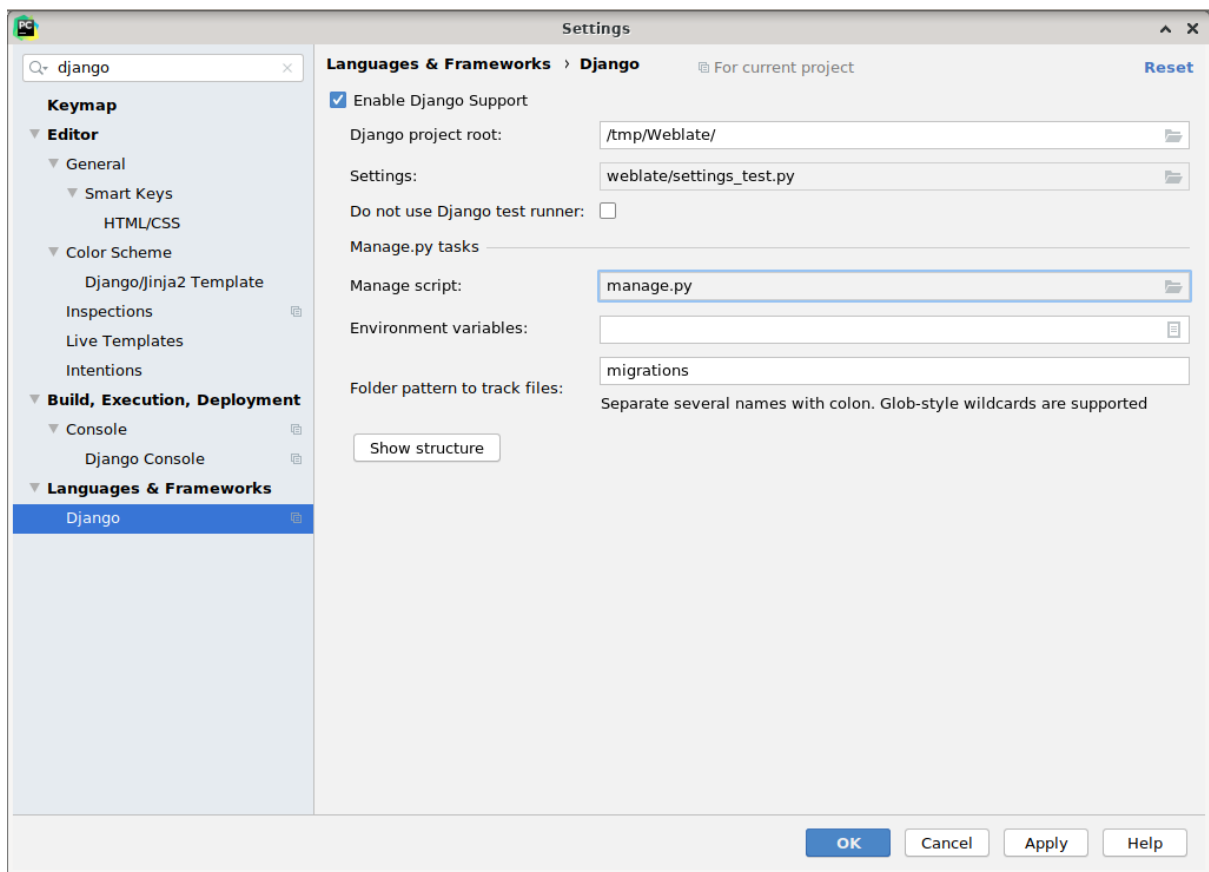


You can either choose to let PyCharm create the virtualenv for you, or select an already existing one:



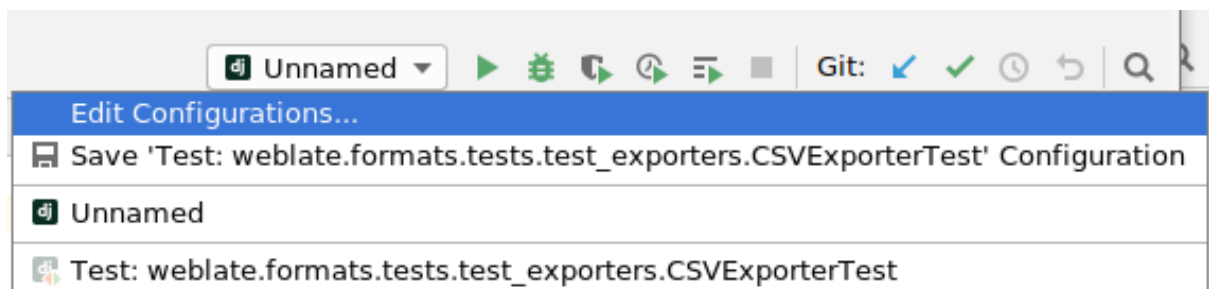
Don't forget to install the dependencies once the interpreter is set: Either through the console (the console from the IDE will directly use your virtualenv by default), or through the interface when you get a warning about missing dependencies.

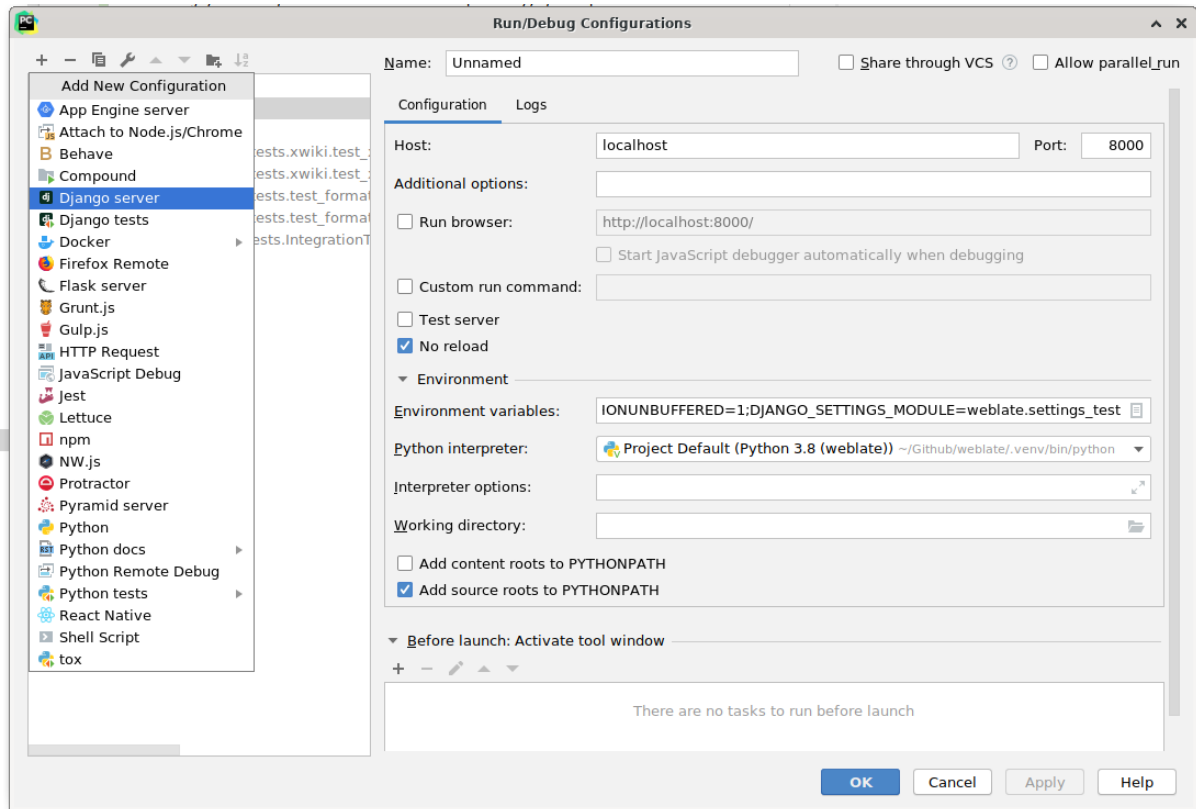
The second step is to set the right info to use Django natively inside PyCharm: The idea is to be able to immediately trigger the unit tests in the IDE. For that you need to specify the root path of the Django project and the path to its settings:



Be careful, the *Django project root* is the actual root of the repository, not the Weblate sub-directory. About the settings, you could use the `weblate/settings_test.py` from the repository, but you could create your own setting and set it there.

The last step is to run the server and to put breakpoints in the code to be able to debug it. This is done by creating a new *Django Server* configuration:





**Hint:** Be careful with the property called *No reload*: It prevents the server from being reloaded live if you modify files. This allows the existing debugger breakpoints to persist, when they normally would be discarded upon reloading the server.

### 3.2.5 Bootstrapping your devel instance

You might want to use `import_demo` to create demo translations and `createadmin` to make an admin user.

## 3.3 Weblate source code

Weblate is developed on [GitHub](#). You are welcome to fork the code and open pull requests. Patches in any other form are welcome too.

**See also:**

Check out [Weblate internals](#) to see how Weblate looks from inside.

### 3.3.1 Security by Design Principles

Any code for Weblate should be written with [Security by Design Principles](#) in mind.

### 3.3.2 Coding standard

The code should follow PEP-8 coding guidelines and should be formatted using **black** code formatter.

To check the code quality, you can use **flake8**, the recommended plugins are listed in `.pre-commit-config.yaml` and its configuration is placed in `setup.cfg`.

The easiest approach to enforce all this is to install [pre-commit](#). Weblate repository contains configuration for it to verify the committed files are sane. After installing it (it is already included in the `requirements-lint.txt`) turn it on by running `pre-commit install` in Weblate checkout. This way all your changes will be automatically checked.

You can also trigger check manually, to check all files run:

```
pre-commit run --all
```

## 3.4 Debugging Weblate

Bugs can behave as application crashes or as misbehavior. You are welcome to collect info on any such issue and submit it to the [issue tracker](#).

### 3.4.1 Debug mode

Turning on debug mode will make the exceptions show in the browser. This is useful to debug issues in the web interface, but not suitable for production environment as it has performance consequences and might leak private data.

**See also:**

*[Disable debug mode](#)*

### 3.4.2 Weblate logs

Weblate can produce detailed logs of what is going in the background. In the default configuration it uses syslog and that makes the log appear either in `/var/log/messages` or `/var/log/syslog` (depending on your syslog daemon configuration).

The Celery process (see [Background tasks using Celery](#)) usually produces own logs as well. The example system-wide setups log to several files under `/var/log/celery/`.

Docker containers log to their output (as usual in the Docker world), so you can look at the logs using `docker-compose logs`.

**See also:**

*[Sample configuration](#)* contains `LOGGING` configuration.

### 3.4.3 Not processing background tasks

Lot of things happen in background Celery workers. In case things like sending out e-mails or component removal does not work, there might be some issue with it.

Things to check in that case:

- Check Celery process is running, see [Background tasks using Celery](#)
- Check Celery queue status either in [Management interface](#) or using `celery_queues`
- Look into Celery logs for errors (see [Weblate logs](#))

### 3.4.4 Not receiving e-mails from Weblate

You can verify whether outgoing e-mail is working correctly by using the `sendtestemail` management command (see *Invoking management commands* for instructions on how to invoke it in different environments) or using *Management interface* under the *Tools* tab.

These send e-mail directly, so this verifies that your SMTP configuration is correct (see *Configuring outgoing e-mail*). Most of the e-mails from Weblate are however sent in the background and there might be some issues with Celery involved as well, please see *Not processing background tasks* for debugging that.

### 3.4.5 Analyzing application crashes

In case the application crashes, it is useful to collect as much info about the crash as possible. The easiest way to achieve this is by using third-party services which can collect such info automatically. You can find info on how to set this up in *Collecting error reports*.

### 3.4.6 Silent failures

Lots of tasks are offloaded to Celery for background processing. Failures are not shown in the user interface, but appear in the Celery logs. Configuring *Collecting error reports* helps you to notice such failures easier.

### 3.4.7 Performance issues

In case Weblate performs badly in some situation, please collect the relevant logs showing the issue, and anything that might help figuring out where the code might be improved.

In case some requests take too long without any indication, you might want to install `dogslow` along with *Collecting error reports* and get pinpointed and detailed tracebacks in the error collection tool.

## 3.5 Weblate internals

---

**Note:** This chapter will give you basic overview of Weblate internals.

---

Weblate derives most of its code structure from, and is based on [Django](#).

### 3.5.1 Directory structure

Quick overview of directory structure of Weblate main repository:

**docs** Source code for this documentation, which can be built using [Sphinx](#).

**dev-docker** Docker code to run development server, see *Running Weblate locally in Docker*.

**weblate** Source code of Weblate as a [Django](#) application, see *Weblate internals*.

**weblate/static** Client files (CSS, Javascript and images), see *Weblate frontend*.

## 3.5.2 Modules

Weblate consists of several Django applications (some optional, see *Optional Weblate modules*):

accounts

User account, profiles and notifications.

addons

Addons to tweak Weblate behavior, see *Addons*.

api

API based on *Django REST framework*.

auth

Authentication and permissions.

billing

The optional *Billing* module.

checks

Translation string *Quality checks* module.

fonts

Font rendering checks module.

formats

File format abstraction layer based on *translate-toolkit*.

gitexport

The optional *Git exporter* module.

lang

Module defining language and plural models.

legal

The optional *Legal* module.

machinery

Integration of machine translation services.

memory

Built in translation memory, see *Translation Memory*.

screenshots

Screenshots management and OCR module.

trans

Main module handling translations.

utils

Various helper utilities.

vcs

Version control system abstraction.

wladmin

Django admin interface customization.

## 3.6 Developing addons

*Addons* are way to customize localization workflow in Weblate.

```
class weblate.addons.base.BaseAddon (storage=None)
```

```
 classmethod can_install (component, user)
```

Check whether addon is compatible with given component.

```
 configure (settings)
```

Save configuration.

```
 daily (component)
```

Hook triggered daily.

```
 classmethod get_add_form (user, component, **kwargs)
```

Return configuration form for adding new addon.

```
 get_settings_form (user, **kwargs)
```

Return configuration form for this addon.

```
 post_add (translation)
```

Hook triggered after new translation is added.

```
 post_commit (component)
```

Hook triggered after changes are committed to the repository.

```
 post_push (component)
```

Hook triggered after repository is pushed upstream.

```
 post_update (component, previous_head: str, skip_push: bool)
```

Hook triggered after repository is updated from upstream.

### Parameters

- **previous\_head** (*str*) – HEAD of the repository prior to update, can be blank on initial clone.
- **skip\_push** (*bool*) – Whether the addon operation should skip pushing changes upstream. Usually you can pass this to underlying methods as `commit_and_push` or `commit_pending`.

```
 pre_commit (translation, author)
```

Hook triggered before changes are committed to the repository.

```
 pre_push (component)
```

Hook triggered before repository is pushed upstream.

```
 pre_update (component)
```

Hook triggered before repository is updated from upstream.

```
 save_state ()
```

Save addon state information.

```
 stay_on_create = False
```

Base class for Weblate addons.

```
 store_post_load (translation, store)
```

Hook triggered after a file is parsed.

It receives an instance of a file format class as a argument.

This is useful to modify file format class parameters, for example adjust how the file will be saved.

```
 unit_pre_create (unit)
```

Hook triggered before new unit is created.

Here is an example addon:

```
#
Copyright © 2012 - 2021 Michal Čihař <michal@cihar.com>
#
This file is part of Weblate <https://weblate.org/>
#
This program is free software: you can redistribute it and/or modify
it under the terms of the GNU General Public License as published by
the Free Software Foundation, either version 3 of the License, or
(at your option) any later version.
#
This program is distributed in the hope that it will be useful,
but WITHOUT ANY WARRANTY; without even the implied warranty of
MERCHANTABILITY or FITNESS FOR A PARTICULAR PURPOSE. See the
GNU General Public License for more details.
#
You should have received a copy of the GNU General Public License
along with this program. If not, see <https://www.gnu.org/licenses/>.
#

from django.utils.translation import gettext_lazy as _

from weblate.addons.base import BaseAddon
from weblate.addons.events import EVENT_PRE_COMMIT

class ExampleAddon(BaseAddon):
 # Filter for compatible components, every key is
 # matched against property of component
 compat = {"file_format": {"po", "po-mono"}}
 # List of events addon should receive
 events = (EVENT_PRE_COMMIT,)
 # Addon unique identifier
 name = "weblate.example.example"
 # Verbose name shown in the user interface
 verbose = _("Example addon")
 # Detailed addon description
 description = _("This addon does nothing it is just an example.")

 # Callback to implement custom behavior
 def pre_commit(self, translation, author):
 return
```

## 3.7 Weblate frontend

The frontend is currently built using Bootstrap, jQuery and few third party libraries.

### 3.7.1 Supported browsers

Weblate supports the latest, stable releases of all major browsers and platforms.

Alternative browsers which use the latest version of WebKit, Blink, or Gecko, whether directly or via the platform's web view API, are not explicitly supported. However, Weblate should (in most cases) display and function correctly in these browsers as well.

Older browsers might work, but some features might be limited.

### 3.7.2 Dependency management

The yarn package manager is used to update third party libraries. The configuration lives in `scripts/yarn` and there is a wrapper script `scripts/yarn-update` to upgrade the libraries, build them and copy to correct locations in `weblate/static/vendor`, where all third partly frontend code is located.

Adding new third-party library typically consists of:

```
Add a yarn package
yarn --cwd scripts/yarn add PACKAGE
Edit the script to copy package to the static folder
edit scripts/yarn-update
Run the update script
./scripts/yarn-update
Add files to git
git add .
```

### 3.7.3 Coding style

Weblate relies on [Prettier](#) for the code formatting for both JavaScript and CSS files.

We also use [ESLint](#) to check the JavaScript code.

### 3.7.4 Localization

Should you need any user visible text in the frontend code, it should be localizable. In most cases all you need is to wrap your text inside `gettext` function, but there are more complex features available:

```
document.write(gettext('this is to be translated'));

var object_count = 1 // or 0, or 2, or 3, ...
s = ngettext('literal for the singular case',
 'literal for the plural case', object_count);

fmts = ngettext('There is %s object. Remaining: %s',
 'There are %s objects. Remaining: %s', 11);
s = interpolate(fmts, [11, 20]);
// s is 'There are 11 objects. Remaining: 20'
```

**See also:**

[Translation topic in the Django documentation](#)

### 3.7.5 Icons

Weblate currently uses material design icons. In case you are looking for new symbol, check [Material Design Icons](#) or [Material Design Resources](#).

Additionally, there is `scripts/optimize-svg` to reduce size of the SVG as most of the icons are embedded inside the HTML to allow styling of the paths.

## 3.8 Reporting issues in Weblate

Weblate [issue tracker](#) is hosted at GitHub.

Feel welcome to report any issues you have, or suggest improvement for Weblate there. There are various templates prepared to comfortably guide you through the issue report.

If what you have found is a security issue in Weblate, please consult the [Security issues](#) section below.

If you are not sure about your bug report or feature request, you can try [Weblate discussions](#).

### 3.8.1 Security issues

In order to give the community time to respond and upgrade, you are strongly urged to report all security issues privately. HackerOne is used to handle security issues, and can be reported directly at [HackerOne](#). Once you submit it there, community has limited but enough time to solve the incident.

Alternatively, report to [security@weblate.org](mailto:security@weblate.org), which ends up on HackerOne as well.

If you don't want to use HackerOne, for whatever reason, you can send the report by e-mail to [michal@cihar.com](mailto:michal@cihar.com). You can choose to encrypt it using this PGP key `3CB 1DF1 EF12 CF2A C0EE 5A32 9C27 B313 42B7 511D`. You can also get the PGP key from [Keybase](#).

---

**Note:** Weblate depends on third-party components for many things. In case you find a vulnerability affecting one of those components in general, please report it directly to the respective project.

Some of these are:

- [Django](#)
  - [Django REST framework](#)
  - [Python Social Auth](#)
- 

## 3.9 Weblate testsuite and continuous integration

Testsuites exist for most of the current code, increase coverage by adding testcases for any new functionality, and verify that it works.

### 3.9.1 Continuous integration

Current test results can be found on [GitHub Actions](#) and coverage is reported on [Codecov](#).

There are several jobs to verify different aspects:

- Unit tests
- Documentation build and external links
- Migration testing from all supported releases
- Code linting
- Setup verification (ensures that generated dist files do not miss anything and can be tested)

The configuration for the CI is in `.github/workflows` directory. It heavily uses helper scripts stored in `ci` directory. The scripts can be also executed manually, but they require several environment variables, mostly defining Django settings file to use and database connection. The example definition of that is in `scripts/test-database`:

```
Simple way to configure test database from environment

Database backend to use postgresql / mysql / mariadb
export CI_DATABASE=${1:-postgresql}

Database server configuration
export CI_DB_USER=weblate
export CI_DB_PASSWORD=weblate
export CI_DB_HOST=127.0.0.1

Django settings module to use
export DJANGO_SETTINGS_MODULE=weblate.settings_test
```

The simple execution can look like:

```
. scripts/test-database
./ci/run-migrate
./ci/run-test
./ci/run-docs
```

### 3.9.2 Local testing

To run a testsuite locally, use:

```
DJANGO_SETTINGS_MODULE=weblate.settings_test ./manage.py test
```

**Hint:** You will need a database (PostgreSQL) server to be used for tests. By default Django creates separate database to run tests with `test_` prefix, so in case your settings is configured to use `weblate`, the tests will use `test_weblate` database. See [Database setup for Weblate](#) for setup instructions.

The `weblate/settings_test.py` is used in CI environment as well (see [Continuous integration](#)) and can be tuned using environment variables:

```
Simple way to configure test database from environment

Database backend to use postgresql / mysql / mariadb
export CI_DATABASE=${1:-postgresql}

Database server configuration
export CI_DB_USER=weblate
export CI_DB_PASSWORD=weblate
export CI_DB_HOST=127.0.0.1

Django settings module to use
export DJANGO_SETTINGS_MODULE=weblate.settings_test
```

Prior to running tests you should collect static files as some tests rely on them being present:

```
DJANGO_SETTINGS_MODULE=weblate.settings_test ./manage.py collectstatic
```

You can also specify individual tests to run:

```
DJANGO_SETTINGS_MODULE=weblate.settings_test ./manage.py test weblate.gitexport
```

**Hint:** The tests can also be executed inside developer docker container, see [Running Weblate locally in Docker](#).

See also:

See [Testing in Django](#) for more info on running and writing tests for Django.

## 3.10 Data schemas

Weblate uses [JSON Schema](#) to define layout of external JSON files.

### 3.10.1 Weblate Translation Memory Schema

|                                                                                                                             |                                                                                                                                                                                                                                                                                                                                                                                                                                                                                                                                                                                                                                                                                                                                                                                                                                                                                                                                                                                                                                                                                                                                                                                                                                                                                                                                                                                                                                                                                                                                                                                                                                                                                                                                                                                                                                                                                                                                                                                                                                                                                                                       |                            |        |                                                                                        |                                                                                                                                                                                                                                                                                                                                                                                                                                                                                                                                                                                                                                                                                                                                                                                                                                                                                                                                                                                                                                                                                                                                                                                                                                                                                                                                                                                                                                                                                                                                                                                                                                                                                                                                                                                                                                                                                                                              |                            |         |                                                                                        |   |         |         |          |   |                          |   |                            |   |                          |        |                            |                               |         |        |                          |                               |         |        |                          |       |           |        |          |       |                            |   |                                     |  |                            |        |                                     |    |         |          |          |    |                          |          |         |        |                          |      |           |        |          |      |                            |   |                                     |  |                            |        |                                     |    |         |          |          |    |         |          |         |  |                      |       |
|-----------------------------------------------------------------------------------------------------------------------------|-----------------------------------------------------------------------------------------------------------------------------------------------------------------------------------------------------------------------------------------------------------------------------------------------------------------------------------------------------------------------------------------------------------------------------------------------------------------------------------------------------------------------------------------------------------------------------------------------------------------------------------------------------------------------------------------------------------------------------------------------------------------------------------------------------------------------------------------------------------------------------------------------------------------------------------------------------------------------------------------------------------------------------------------------------------------------------------------------------------------------------------------------------------------------------------------------------------------------------------------------------------------------------------------------------------------------------------------------------------------------------------------------------------------------------------------------------------------------------------------------------------------------------------------------------------------------------------------------------------------------------------------------------------------------------------------------------------------------------------------------------------------------------------------------------------------------------------------------------------------------------------------------------------------------------------------------------------------------------------------------------------------------------------------------------------------------------------------------------------------------|----------------------------|--------|----------------------------------------------------------------------------------------|------------------------------------------------------------------------------------------------------------------------------------------------------------------------------------------------------------------------------------------------------------------------------------------------------------------------------------------------------------------------------------------------------------------------------------------------------------------------------------------------------------------------------------------------------------------------------------------------------------------------------------------------------------------------------------------------------------------------------------------------------------------------------------------------------------------------------------------------------------------------------------------------------------------------------------------------------------------------------------------------------------------------------------------------------------------------------------------------------------------------------------------------------------------------------------------------------------------------------------------------------------------------------------------------------------------------------------------------------------------------------------------------------------------------------------------------------------------------------------------------------------------------------------------------------------------------------------------------------------------------------------------------------------------------------------------------------------------------------------------------------------------------------------------------------------------------------------------------------------------------------------------------------------------------------|----------------------------|---------|----------------------------------------------------------------------------------------|---|---------|---------|----------|---|--------------------------|---|----------------------------|---|--------------------------|--------|----------------------------|-------------------------------|---------|--------|--------------------------|-------------------------------|---------|--------|--------------------------|-------|-----------|--------|----------|-------|----------------------------|---|-------------------------------------|--|----------------------------|--------|-------------------------------------|----|---------|----------|----------|----|--------------------------|----------|---------|--------|--------------------------|------|-----------|--------|----------|------|----------------------------|---|-------------------------------------|--|----------------------------|--------|-------------------------------------|----|---------|----------|----------|----|---------|----------|---------|--|----------------------|-------|
| <a href="https://weblate.org/schemas/weblate-memory.schema.json">https://weblate.org/schemas/weblate-memory.schema.json</a> |                                                                                                                                                                                                                                                                                                                                                                                                                                                                                                                                                                                                                                                                                                                                                                                                                                                                                                                                                                                                                                                                                                                                                                                                                                                                                                                                                                                                                                                                                                                                                                                                                                                                                                                                                                                                                                                                                                                                                                                                                                                                                                                       |                            |        |                                                                                        |                                                                                                                                                                                                                                                                                                                                                                                                                                                                                                                                                                                                                                                                                                                                                                                                                                                                                                                                                                                                                                                                                                                                                                                                                                                                                                                                                                                                                                                                                                                                                                                                                                                                                                                                                                                                                                                                                                                              |                            |         |                                                                                        |   |         |         |          |   |                          |   |                            |   |                          |        |                            |                               |         |        |                          |                               |         |        |                          |       |           |        |          |       |                            |   |                                     |  |                            |        |                                     |    |         |          |          |    |                          |          |         |        |                          |      |           |        |          |      |                            |   |                                     |  |                            |        |                                     |    |         |          |          |    |         |          |         |  |                      |       |
| type                                                                                                                        | array                                                                                                                                                                                                                                                                                                                                                                                                                                                                                                                                                                                                                                                                                                                                                                                                                                                                                                                                                                                                                                                                                                                                                                                                                                                                                                                                                                                                                                                                                                                                                                                                                                                                                                                                                                                                                                                                                                                                                                                                                                                                                                                 |                            |        |                                                                                        |                                                                                                                                                                                                                                                                                                                                                                                                                                                                                                                                                                                                                                                                                                                                                                                                                                                                                                                                                                                                                                                                                                                                                                                                                                                                                                                                                                                                                                                                                                                                                                                                                                                                                                                                                                                                                                                                                                                              |                            |         |                                                                                        |   |         |         |          |   |                          |   |                            |   |                          |        |                            |                               |         |        |                          |                               |         |        |                          |       |           |        |          |       |                            |   |                                     |  |                            |        |                                     |    |         |          |          |    |                          |          |         |        |                          |      |           |        |          |      |                            |   |                                     |  |                            |        |                                     |    |         |          |          |    |         |          |         |  |                      |       |
| items                                                                                                                       | <i>The Translation Memory Item</i> <table> <tr> <td>type</td><td>object</td></tr> <tr> <td>properties</td><td> <ul style="list-style-type: none"> <li> <b>category</b> <table> <tr><td colspan="2"><i>The String Category</i></td></tr> <tr><td colspan="2">1 is global, 2 is shared, 10000000+ are project specific, 200000000+ are user specific</td></tr> <tr><td>type</td><td>integer</td></tr> <tr><td>examples</td><td>1</td></tr> <tr><td>minimum</td><td>0</td></tr> <tr><td>default</td><td>1</td></tr> </table> </li> <li> <b>origin</b> <table> <tr><td colspan="2"><i>The String Origin</i></td></tr> <tr><td colspan="2">Filename or component name</td></tr> <tr><td>type</td><td>string</td></tr> <tr><td>examples</td><td>test.tmx<br/>project/component</td></tr> <tr><td>default</td><td></td></tr> </table> </li> <li> <b>source</b> <table> <tr><td colspan="2"><i>The Source String</i></td></tr> <tr><td>type</td><td>string</td></tr> <tr><td>examples</td><td>Hello</td></tr> <tr><td>minLength</td><td>1</td></tr> <tr><td>default</td><td></td></tr> </table> </li> <li> <b>source_language</b> <table> <tr><td colspan="2"><i>The Source Language</i></td></tr> <tr><td colspan="2">ISO 639-1 / ISO 639-2 / IETF BCP 47</td></tr> <tr><td>type</td><td>string</td></tr> <tr><td>examples</td><td>en</td></tr> <tr><td>pattern</td><td>^[^ ]+\$</td></tr> <tr><td>default</td><td></td></tr> </table> </li> <li> <b>target</b> <table> <tr><td colspan="2"><i>The Target String</i></td></tr> <tr><td>type</td><td>string</td></tr> <tr><td>examples</td><td>Ahoj</td></tr> <tr><td>minLength</td><td>1</td></tr> <tr><td>default</td><td></td></tr> </table> </li> <li> <b>target_language</b> <table> <tr><td colspan="2"><i>The Target Language</i></td></tr> <tr><td colspan="2">ISO 639-1 / ISO 639-2 / IETF BCP 47</td></tr> <tr><td>type</td><td>string</td></tr> <tr><td>examples</td><td>cs</td></tr> <tr><td>pattern</td><td>^[^ ]+\$</td></tr> <tr><td>default</td><td></td></tr> </table> </li> </ul> </td></tr> <tr> <td>additionalProperties</td><td>False</td></tr> </table> | type                       | object | properties                                                                             | <ul style="list-style-type: none"> <li> <b>category</b> <table> <tr><td colspan="2"><i>The String Category</i></td></tr> <tr><td colspan="2">1 is global, 2 is shared, 10000000+ are project specific, 200000000+ are user specific</td></tr> <tr><td>type</td><td>integer</td></tr> <tr><td>examples</td><td>1</td></tr> <tr><td>minimum</td><td>0</td></tr> <tr><td>default</td><td>1</td></tr> </table> </li> <li> <b>origin</b> <table> <tr><td colspan="2"><i>The String Origin</i></td></tr> <tr><td colspan="2">Filename or component name</td></tr> <tr><td>type</td><td>string</td></tr> <tr><td>examples</td><td>test.tmx<br/>project/component</td></tr> <tr><td>default</td><td></td></tr> </table> </li> <li> <b>source</b> <table> <tr><td colspan="2"><i>The Source String</i></td></tr> <tr><td>type</td><td>string</td></tr> <tr><td>examples</td><td>Hello</td></tr> <tr><td>minLength</td><td>1</td></tr> <tr><td>default</td><td></td></tr> </table> </li> <li> <b>source_language</b> <table> <tr><td colspan="2"><i>The Source Language</i></td></tr> <tr><td colspan="2">ISO 639-1 / ISO 639-2 / IETF BCP 47</td></tr> <tr><td>type</td><td>string</td></tr> <tr><td>examples</td><td>en</td></tr> <tr><td>pattern</td><td>^[^ ]+\$</td></tr> <tr><td>default</td><td></td></tr> </table> </li> <li> <b>target</b> <table> <tr><td colspan="2"><i>The Target String</i></td></tr> <tr><td>type</td><td>string</td></tr> <tr><td>examples</td><td>Ahoj</td></tr> <tr><td>minLength</td><td>1</td></tr> <tr><td>default</td><td></td></tr> </table> </li> <li> <b>target_language</b> <table> <tr><td colspan="2"><i>The Target Language</i></td></tr> <tr><td colspan="2">ISO 639-1 / ISO 639-2 / IETF BCP 47</td></tr> <tr><td>type</td><td>string</td></tr> <tr><td>examples</td><td>cs</td></tr> <tr><td>pattern</td><td>^[^ ]+\$</td></tr> <tr><td>default</td><td></td></tr> </table> </li> </ul> | <i>The String Category</i> |         | 1 is global, 2 is shared, 10000000+ are project specific, 200000000+ are user specific |   | type    | integer | examples | 1 | minimum                  | 0 | default                    | 1 | <i>The String Origin</i> |        | Filename or component name |                               | type    | string | examples                 | test.tmx<br>project/component | default |        | <i>The Source String</i> |       | type      | string | examples | Hello | minLength                  | 1 | default                             |  | <i>The Source Language</i> |        | ISO 639-1 / ISO 639-2 / IETF BCP 47 |    | type    | string   | examples | en | pattern                  | ^[^ ]+\$ | default |        | <i>The Target String</i> |      | type      | string | examples | Ahoj | minLength                  | 1 | default                             |  | <i>The Target Language</i> |        | ISO 639-1 / ISO 639-2 / IETF BCP 47 |    | type    | string   | examples | cs | pattern | ^[^ ]+\$ | default |  | additionalProperties | False |
| type                                                                                                                        | object                                                                                                                                                                                                                                                                                                                                                                                                                                                                                                                                                                                                                                                                                                                                                                                                                                                                                                                                                                                                                                                                                                                                                                                                                                                                                                                                                                                                                                                                                                                                                                                                                                                                                                                                                                                                                                                                                                                                                                                                                                                                                                                |                            |        |                                                                                        |                                                                                                                                                                                                                                                                                                                                                                                                                                                                                                                                                                                                                                                                                                                                                                                                                                                                                                                                                                                                                                                                                                                                                                                                                                                                                                                                                                                                                                                                                                                                                                                                                                                                                                                                                                                                                                                                                                                              |                            |         |                                                                                        |   |         |         |          |   |                          |   |                            |   |                          |        |                            |                               |         |        |                          |                               |         |        |                          |       |           |        |          |       |                            |   |                                     |  |                            |        |                                     |    |         |          |          |    |                          |          |         |        |                          |      |           |        |          |      |                            |   |                                     |  |                            |        |                                     |    |         |          |          |    |         |          |         |  |                      |       |
| properties                                                                                                                  | <ul style="list-style-type: none"> <li> <b>category</b> <table> <tr><td colspan="2"><i>The String Category</i></td></tr> <tr><td colspan="2">1 is global, 2 is shared, 10000000+ are project specific, 200000000+ are user specific</td></tr> <tr><td>type</td><td>integer</td></tr> <tr><td>examples</td><td>1</td></tr> <tr><td>minimum</td><td>0</td></tr> <tr><td>default</td><td>1</td></tr> </table> </li> <li> <b>origin</b> <table> <tr><td colspan="2"><i>The String Origin</i></td></tr> <tr><td colspan="2">Filename or component name</td></tr> <tr><td>type</td><td>string</td></tr> <tr><td>examples</td><td>test.tmx<br/>project/component</td></tr> <tr><td>default</td><td></td></tr> </table> </li> <li> <b>source</b> <table> <tr><td colspan="2"><i>The Source String</i></td></tr> <tr><td>type</td><td>string</td></tr> <tr><td>examples</td><td>Hello</td></tr> <tr><td>minLength</td><td>1</td></tr> <tr><td>default</td><td></td></tr> </table> </li> <li> <b>source_language</b> <table> <tr><td colspan="2"><i>The Source Language</i></td></tr> <tr><td colspan="2">ISO 639-1 / ISO 639-2 / IETF BCP 47</td></tr> <tr><td>type</td><td>string</td></tr> <tr><td>examples</td><td>en</td></tr> <tr><td>pattern</td><td>^[^ ]+\$</td></tr> <tr><td>default</td><td></td></tr> </table> </li> <li> <b>target</b> <table> <tr><td colspan="2"><i>The Target String</i></td></tr> <tr><td>type</td><td>string</td></tr> <tr><td>examples</td><td>Ahoj</td></tr> <tr><td>minLength</td><td>1</td></tr> <tr><td>default</td><td></td></tr> </table> </li> <li> <b>target_language</b> <table> <tr><td colspan="2"><i>The Target Language</i></td></tr> <tr><td colspan="2">ISO 639-1 / ISO 639-2 / IETF BCP 47</td></tr> <tr><td>type</td><td>string</td></tr> <tr><td>examples</td><td>cs</td></tr> <tr><td>pattern</td><td>^[^ ]+\$</td></tr> <tr><td>default</td><td></td></tr> </table> </li> </ul>                                                                                                                                                                                          | <i>The String Category</i> |        | 1 is global, 2 is shared, 10000000+ are project specific, 200000000+ are user specific |                                                                                                                                                                                                                                                                                                                                                                                                                                                                                                                                                                                                                                                                                                                                                                                                                                                                                                                                                                                                                                                                                                                                                                                                                                                                                                                                                                                                                                                                                                                                                                                                                                                                                                                                                                                                                                                                                                                              | type                       | integer | examples                                                                               | 1 | minimum | 0       | default  | 1 | <i>The String Origin</i> |   | Filename or component name |   | type                     | string | examples                   | test.tmx<br>project/component | default |        | <i>The Source String</i> |                               | type    | string | examples                 | Hello | minLength | 1      | default  |       | <i>The Source Language</i> |   | ISO 639-1 / ISO 639-2 / IETF BCP 47 |  | type                       | string | examples                            | en | pattern | ^[^ ]+\$ | default  |    | <i>The Target String</i> |          | type    | string | examples                 | Ahoj | minLength | 1      | default  |      | <i>The Target Language</i> |   | ISO 639-1 / ISO 639-2 / IETF BCP 47 |  | type                       | string | examples                            | cs | pattern | ^[^ ]+\$ | default  |    |         |          |         |  |                      |       |
| <i>The String Category</i>                                                                                                  |                                                                                                                                                                                                                                                                                                                                                                                                                                                                                                                                                                                                                                                                                                                                                                                                                                                                                                                                                                                                                                                                                                                                                                                                                                                                                                                                                                                                                                                                                                                                                                                                                                                                                                                                                                                                                                                                                                                                                                                                                                                                                                                       |                            |        |                                                                                        |                                                                                                                                                                                                                                                                                                                                                                                                                                                                                                                                                                                                                                                                                                                                                                                                                                                                                                                                                                                                                                                                                                                                                                                                                                                                                                                                                                                                                                                                                                                                                                                                                                                                                                                                                                                                                                                                                                                              |                            |         |                                                                                        |   |         |         |          |   |                          |   |                            |   |                          |        |                            |                               |         |        |                          |                               |         |        |                          |       |           |        |          |       |                            |   |                                     |  |                            |        |                                     |    |         |          |          |    |                          |          |         |        |                          |      |           |        |          |      |                            |   |                                     |  |                            |        |                                     |    |         |          |          |    |         |          |         |  |                      |       |
| 1 is global, 2 is shared, 10000000+ are project specific, 200000000+ are user specific                                      |                                                                                                                                                                                                                                                                                                                                                                                                                                                                                                                                                                                                                                                                                                                                                                                                                                                                                                                                                                                                                                                                                                                                                                                                                                                                                                                                                                                                                                                                                                                                                                                                                                                                                                                                                                                                                                                                                                                                                                                                                                                                                                                       |                            |        |                                                                                        |                                                                                                                                                                                                                                                                                                                                                                                                                                                                                                                                                                                                                                                                                                                                                                                                                                                                                                                                                                                                                                                                                                                                                                                                                                                                                                                                                                                                                                                                                                                                                                                                                                                                                                                                                                                                                                                                                                                              |                            |         |                                                                                        |   |         |         |          |   |                          |   |                            |   |                          |        |                            |                               |         |        |                          |                               |         |        |                          |       |           |        |          |       |                            |   |                                     |  |                            |        |                                     |    |         |          |          |    |                          |          |         |        |                          |      |           |        |          |      |                            |   |                                     |  |                            |        |                                     |    |         |          |          |    |         |          |         |  |                      |       |
| type                                                                                                                        | integer                                                                                                                                                                                                                                                                                                                                                                                                                                                                                                                                                                                                                                                                                                                                                                                                                                                                                                                                                                                                                                                                                                                                                                                                                                                                                                                                                                                                                                                                                                                                                                                                                                                                                                                                                                                                                                                                                                                                                                                                                                                                                                               |                            |        |                                                                                        |                                                                                                                                                                                                                                                                                                                                                                                                                                                                                                                                                                                                                                                                                                                                                                                                                                                                                                                                                                                                                                                                                                                                                                                                                                                                                                                                                                                                                                                                                                                                                                                                                                                                                                                                                                                                                                                                                                                              |                            |         |                                                                                        |   |         |         |          |   |                          |   |                            |   |                          |        |                            |                               |         |        |                          |                               |         |        |                          |       |           |        |          |       |                            |   |                                     |  |                            |        |                                     |    |         |          |          |    |                          |          |         |        |                          |      |           |        |          |      |                            |   |                                     |  |                            |        |                                     |    |         |          |          |    |         |          |         |  |                      |       |
| examples                                                                                                                    | 1                                                                                                                                                                                                                                                                                                                                                                                                                                                                                                                                                                                                                                                                                                                                                                                                                                                                                                                                                                                                                                                                                                                                                                                                                                                                                                                                                                                                                                                                                                                                                                                                                                                                                                                                                                                                                                                                                                                                                                                                                                                                                                                     |                            |        |                                                                                        |                                                                                                                                                                                                                                                                                                                                                                                                                                                                                                                                                                                                                                                                                                                                                                                                                                                                                                                                                                                                                                                                                                                                                                                                                                                                                                                                                                                                                                                                                                                                                                                                                                                                                                                                                                                                                                                                                                                              |                            |         |                                                                                        |   |         |         |          |   |                          |   |                            |   |                          |        |                            |                               |         |        |                          |                               |         |        |                          |       |           |        |          |       |                            |   |                                     |  |                            |        |                                     |    |         |          |          |    |                          |          |         |        |                          |      |           |        |          |      |                            |   |                                     |  |                            |        |                                     |    |         |          |          |    |         |          |         |  |                      |       |
| minimum                                                                                                                     | 0                                                                                                                                                                                                                                                                                                                                                                                                                                                                                                                                                                                                                                                                                                                                                                                                                                                                                                                                                                                                                                                                                                                                                                                                                                                                                                                                                                                                                                                                                                                                                                                                                                                                                                                                                                                                                                                                                                                                                                                                                                                                                                                     |                            |        |                                                                                        |                                                                                                                                                                                                                                                                                                                                                                                                                                                                                                                                                                                                                                                                                                                                                                                                                                                                                                                                                                                                                                                                                                                                                                                                                                                                                                                                                                                                                                                                                                                                                                                                                                                                                                                                                                                                                                                                                                                              |                            |         |                                                                                        |   |         |         |          |   |                          |   |                            |   |                          |        |                            |                               |         |        |                          |                               |         |        |                          |       |           |        |          |       |                            |   |                                     |  |                            |        |                                     |    |         |          |          |    |                          |          |         |        |                          |      |           |        |          |      |                            |   |                                     |  |                            |        |                                     |    |         |          |          |    |         |          |         |  |                      |       |
| default                                                                                                                     | 1                                                                                                                                                                                                                                                                                                                                                                                                                                                                                                                                                                                                                                                                                                                                                                                                                                                                                                                                                                                                                                                                                                                                                                                                                                                                                                                                                                                                                                                                                                                                                                                                                                                                                                                                                                                                                                                                                                                                                                                                                                                                                                                     |                            |        |                                                                                        |                                                                                                                                                                                                                                                                                                                                                                                                                                                                                                                                                                                                                                                                                                                                                                                                                                                                                                                                                                                                                                                                                                                                                                                                                                                                                                                                                                                                                                                                                                                                                                                                                                                                                                                                                                                                                                                                                                                              |                            |         |                                                                                        |   |         |         |          |   |                          |   |                            |   |                          |        |                            |                               |         |        |                          |                               |         |        |                          |       |           |        |          |       |                            |   |                                     |  |                            |        |                                     |    |         |          |          |    |                          |          |         |        |                          |      |           |        |          |      |                            |   |                                     |  |                            |        |                                     |    |         |          |          |    |         |          |         |  |                      |       |
| <i>The String Origin</i>                                                                                                    |                                                                                                                                                                                                                                                                                                                                                                                                                                                                                                                                                                                                                                                                                                                                                                                                                                                                                                                                                                                                                                                                                                                                                                                                                                                                                                                                                                                                                                                                                                                                                                                                                                                                                                                                                                                                                                                                                                                                                                                                                                                                                                                       |                            |        |                                                                                        |                                                                                                                                                                                                                                                                                                                                                                                                                                                                                                                                                                                                                                                                                                                                                                                                                                                                                                                                                                                                                                                                                                                                                                                                                                                                                                                                                                                                                                                                                                                                                                                                                                                                                                                                                                                                                                                                                                                              |                            |         |                                                                                        |   |         |         |          |   |                          |   |                            |   |                          |        |                            |                               |         |        |                          |                               |         |        |                          |       |           |        |          |       |                            |   |                                     |  |                            |        |                                     |    |         |          |          |    |                          |          |         |        |                          |      |           |        |          |      |                            |   |                                     |  |                            |        |                                     |    |         |          |          |    |         |          |         |  |                      |       |
| Filename or component name                                                                                                  |                                                                                                                                                                                                                                                                                                                                                                                                                                                                                                                                                                                                                                                                                                                                                                                                                                                                                                                                                                                                                                                                                                                                                                                                                                                                                                                                                                                                                                                                                                                                                                                                                                                                                                                                                                                                                                                                                                                                                                                                                                                                                                                       |                            |        |                                                                                        |                                                                                                                                                                                                                                                                                                                                                                                                                                                                                                                                                                                                                                                                                                                                                                                                                                                                                                                                                                                                                                                                                                                                                                                                                                                                                                                                                                                                                                                                                                                                                                                                                                                                                                                                                                                                                                                                                                                              |                            |         |                                                                                        |   |         |         |          |   |                          |   |                            |   |                          |        |                            |                               |         |        |                          |                               |         |        |                          |       |           |        |          |       |                            |   |                                     |  |                            |        |                                     |    |         |          |          |    |                          |          |         |        |                          |      |           |        |          |      |                            |   |                                     |  |                            |        |                                     |    |         |          |          |    |         |          |         |  |                      |       |
| type                                                                                                                        | string                                                                                                                                                                                                                                                                                                                                                                                                                                                                                                                                                                                                                                                                                                                                                                                                                                                                                                                                                                                                                                                                                                                                                                                                                                                                                                                                                                                                                                                                                                                                                                                                                                                                                                                                                                                                                                                                                                                                                                                                                                                                                                                |                            |        |                                                                                        |                                                                                                                                                                                                                                                                                                                                                                                                                                                                                                                                                                                                                                                                                                                                                                                                                                                                                                                                                                                                                                                                                                                                                                                                                                                                                                                                                                                                                                                                                                                                                                                                                                                                                                                                                                                                                                                                                                                              |                            |         |                                                                                        |   |         |         |          |   |                          |   |                            |   |                          |        |                            |                               |         |        |                          |                               |         |        |                          |       |           |        |          |       |                            |   |                                     |  |                            |        |                                     |    |         |          |          |    |                          |          |         |        |                          |      |           |        |          |      |                            |   |                                     |  |                            |        |                                     |    |         |          |          |    |         |          |         |  |                      |       |
| examples                                                                                                                    | test.tmx<br>project/component                                                                                                                                                                                                                                                                                                                                                                                                                                                                                                                                                                                                                                                                                                                                                                                                                                                                                                                                                                                                                                                                                                                                                                                                                                                                                                                                                                                                                                                                                                                                                                                                                                                                                                                                                                                                                                                                                                                                                                                                                                                                                         |                            |        |                                                                                        |                                                                                                                                                                                                                                                                                                                                                                                                                                                                                                                                                                                                                                                                                                                                                                                                                                                                                                                                                                                                                                                                                                                                                                                                                                                                                                                                                                                                                                                                                                                                                                                                                                                                                                                                                                                                                                                                                                                              |                            |         |                                                                                        |   |         |         |          |   |                          |   |                            |   |                          |        |                            |                               |         |        |                          |                               |         |        |                          |       |           |        |          |       |                            |   |                                     |  |                            |        |                                     |    |         |          |          |    |                          |          |         |        |                          |      |           |        |          |      |                            |   |                                     |  |                            |        |                                     |    |         |          |          |    |         |          |         |  |                      |       |
| default                                                                                                                     |                                                                                                                                                                                                                                                                                                                                                                                                                                                                                                                                                                                                                                                                                                                                                                                                                                                                                                                                                                                                                                                                                                                                                                                                                                                                                                                                                                                                                                                                                                                                                                                                                                                                                                                                                                                                                                                                                                                                                                                                                                                                                                                       |                            |        |                                                                                        |                                                                                                                                                                                                                                                                                                                                                                                                                                                                                                                                                                                                                                                                                                                                                                                                                                                                                                                                                                                                                                                                                                                                                                                                                                                                                                                                                                                                                                                                                                                                                                                                                                                                                                                                                                                                                                                                                                                              |                            |         |                                                                                        |   |         |         |          |   |                          |   |                            |   |                          |        |                            |                               |         |        |                          |                               |         |        |                          |       |           |        |          |       |                            |   |                                     |  |                            |        |                                     |    |         |          |          |    |                          |          |         |        |                          |      |           |        |          |      |                            |   |                                     |  |                            |        |                                     |    |         |          |          |    |         |          |         |  |                      |       |
| <i>The Source String</i>                                                                                                    |                                                                                                                                                                                                                                                                                                                                                                                                                                                                                                                                                                                                                                                                                                                                                                                                                                                                                                                                                                                                                                                                                                                                                                                                                                                                                                                                                                                                                                                                                                                                                                                                                                                                                                                                                                                                                                                                                                                                                                                                                                                                                                                       |                            |        |                                                                                        |                                                                                                                                                                                                                                                                                                                                                                                                                                                                                                                                                                                                                                                                                                                                                                                                                                                                                                                                                                                                                                                                                                                                                                                                                                                                                                                                                                                                                                                                                                                                                                                                                                                                                                                                                                                                                                                                                                                              |                            |         |                                                                                        |   |         |         |          |   |                          |   |                            |   |                          |        |                            |                               |         |        |                          |                               |         |        |                          |       |           |        |          |       |                            |   |                                     |  |                            |        |                                     |    |         |          |          |    |                          |          |         |        |                          |      |           |        |          |      |                            |   |                                     |  |                            |        |                                     |    |         |          |          |    |         |          |         |  |                      |       |
| type                                                                                                                        | string                                                                                                                                                                                                                                                                                                                                                                                                                                                                                                                                                                                                                                                                                                                                                                                                                                                                                                                                                                                                                                                                                                                                                                                                                                                                                                                                                                                                                                                                                                                                                                                                                                                                                                                                                                                                                                                                                                                                                                                                                                                                                                                |                            |        |                                                                                        |                                                                                                                                                                                                                                                                                                                                                                                                                                                                                                                                                                                                                                                                                                                                                                                                                                                                                                                                                                                                                                                                                                                                                                                                                                                                                                                                                                                                                                                                                                                                                                                                                                                                                                                                                                                                                                                                                                                              |                            |         |                                                                                        |   |         |         |          |   |                          |   |                            |   |                          |        |                            |                               |         |        |                          |                               |         |        |                          |       |           |        |          |       |                            |   |                                     |  |                            |        |                                     |    |         |          |          |    |                          |          |         |        |                          |      |           |        |          |      |                            |   |                                     |  |                            |        |                                     |    |         |          |          |    |         |          |         |  |                      |       |
| examples                                                                                                                    | Hello                                                                                                                                                                                                                                                                                                                                                                                                                                                                                                                                                                                                                                                                                                                                                                                                                                                                                                                                                                                                                                                                                                                                                                                                                                                                                                                                                                                                                                                                                                                                                                                                                                                                                                                                                                                                                                                                                                                                                                                                                                                                                                                 |                            |        |                                                                                        |                                                                                                                                                                                                                                                                                                                                                                                                                                                                                                                                                                                                                                                                                                                                                                                                                                                                                                                                                                                                                                                                                                                                                                                                                                                                                                                                                                                                                                                                                                                                                                                                                                                                                                                                                                                                                                                                                                                              |                            |         |                                                                                        |   |         |         |          |   |                          |   |                            |   |                          |        |                            |                               |         |        |                          |                               |         |        |                          |       |           |        |          |       |                            |   |                                     |  |                            |        |                                     |    |         |          |          |    |                          |          |         |        |                          |      |           |        |          |      |                            |   |                                     |  |                            |        |                                     |    |         |          |          |    |         |          |         |  |                      |       |
| minLength                                                                                                                   | 1                                                                                                                                                                                                                                                                                                                                                                                                                                                                                                                                                                                                                                                                                                                                                                                                                                                                                                                                                                                                                                                                                                                                                                                                                                                                                                                                                                                                                                                                                                                                                                                                                                                                                                                                                                                                                                                                                                                                                                                                                                                                                                                     |                            |        |                                                                                        |                                                                                                                                                                                                                                                                                                                                                                                                                                                                                                                                                                                                                                                                                                                                                                                                                                                                                                                                                                                                                                                                                                                                                                                                                                                                                                                                                                                                                                                                                                                                                                                                                                                                                                                                                                                                                                                                                                                              |                            |         |                                                                                        |   |         |         |          |   |                          |   |                            |   |                          |        |                            |                               |         |        |                          |                               |         |        |                          |       |           |        |          |       |                            |   |                                     |  |                            |        |                                     |    |         |          |          |    |                          |          |         |        |                          |      |           |        |          |      |                            |   |                                     |  |                            |        |                                     |    |         |          |          |    |         |          |         |  |                      |       |
| default                                                                                                                     |                                                                                                                                                                                                                                                                                                                                                                                                                                                                                                                                                                                                                                                                                                                                                                                                                                                                                                                                                                                                                                                                                                                                                                                                                                                                                                                                                                                                                                                                                                                                                                                                                                                                                                                                                                                                                                                                                                                                                                                                                                                                                                                       |                            |        |                                                                                        |                                                                                                                                                                                                                                                                                                                                                                                                                                                                                                                                                                                                                                                                                                                                                                                                                                                                                                                                                                                                                                                                                                                                                                                                                                                                                                                                                                                                                                                                                                                                                                                                                                                                                                                                                                                                                                                                                                                              |                            |         |                                                                                        |   |         |         |          |   |                          |   |                            |   |                          |        |                            |                               |         |        |                          |                               |         |        |                          |       |           |        |          |       |                            |   |                                     |  |                            |        |                                     |    |         |          |          |    |                          |          |         |        |                          |      |           |        |          |      |                            |   |                                     |  |                            |        |                                     |    |         |          |          |    |         |          |         |  |                      |       |
| <i>The Source Language</i>                                                                                                  |                                                                                                                                                                                                                                                                                                                                                                                                                                                                                                                                                                                                                                                                                                                                                                                                                                                                                                                                                                                                                                                                                                                                                                                                                                                                                                                                                                                                                                                                                                                                                                                                                                                                                                                                                                                                                                                                                                                                                                                                                                                                                                                       |                            |        |                                                                                        |                                                                                                                                                                                                                                                                                                                                                                                                                                                                                                                                                                                                                                                                                                                                                                                                                                                                                                                                                                                                                                                                                                                                                                                                                                                                                                                                                                                                                                                                                                                                                                                                                                                                                                                                                                                                                                                                                                                              |                            |         |                                                                                        |   |         |         |          |   |                          |   |                            |   |                          |        |                            |                               |         |        |                          |                               |         |        |                          |       |           |        |          |       |                            |   |                                     |  |                            |        |                                     |    |         |          |          |    |                          |          |         |        |                          |      |           |        |          |      |                            |   |                                     |  |                            |        |                                     |    |         |          |          |    |         |          |         |  |                      |       |
| ISO 639-1 / ISO 639-2 / IETF BCP 47                                                                                         |                                                                                                                                                                                                                                                                                                                                                                                                                                                                                                                                                                                                                                                                                                                                                                                                                                                                                                                                                                                                                                                                                                                                                                                                                                                                                                                                                                                                                                                                                                                                                                                                                                                                                                                                                                                                                                                                                                                                                                                                                                                                                                                       |                            |        |                                                                                        |                                                                                                                                                                                                                                                                                                                                                                                                                                                                                                                                                                                                                                                                                                                                                                                                                                                                                                                                                                                                                                                                                                                                                                                                                                                                                                                                                                                                                                                                                                                                                                                                                                                                                                                                                                                                                                                                                                                              |                            |         |                                                                                        |   |         |         |          |   |                          |   |                            |   |                          |        |                            |                               |         |        |                          |                               |         |        |                          |       |           |        |          |       |                            |   |                                     |  |                            |        |                                     |    |         |          |          |    |                          |          |         |        |                          |      |           |        |          |      |                            |   |                                     |  |                            |        |                                     |    |         |          |          |    |         |          |         |  |                      |       |
| type                                                                                                                        | string                                                                                                                                                                                                                                                                                                                                                                                                                                                                                                                                                                                                                                                                                                                                                                                                                                                                                                                                                                                                                                                                                                                                                                                                                                                                                                                                                                                                                                                                                                                                                                                                                                                                                                                                                                                                                                                                                                                                                                                                                                                                                                                |                            |        |                                                                                        |                                                                                                                                                                                                                                                                                                                                                                                                                                                                                                                                                                                                                                                                                                                                                                                                                                                                                                                                                                                                                                                                                                                                                                                                                                                                                                                                                                                                                                                                                                                                                                                                                                                                                                                                                                                                                                                                                                                              |                            |         |                                                                                        |   |         |         |          |   |                          |   |                            |   |                          |        |                            |                               |         |        |                          |                               |         |        |                          |       |           |        |          |       |                            |   |                                     |  |                            |        |                                     |    |         |          |          |    |                          |          |         |        |                          |      |           |        |          |      |                            |   |                                     |  |                            |        |                                     |    |         |          |          |    |         |          |         |  |                      |       |
| examples                                                                                                                    | en                                                                                                                                                                                                                                                                                                                                                                                                                                                                                                                                                                                                                                                                                                                                                                                                                                                                                                                                                                                                                                                                                                                                                                                                                                                                                                                                                                                                                                                                                                                                                                                                                                                                                                                                                                                                                                                                                                                                                                                                                                                                                                                    |                            |        |                                                                                        |                                                                                                                                                                                                                                                                                                                                                                                                                                                                                                                                                                                                                                                                                                                                                                                                                                                                                                                                                                                                                                                                                                                                                                                                                                                                                                                                                                                                                                                                                                                                                                                                                                                                                                                                                                                                                                                                                                                              |                            |         |                                                                                        |   |         |         |          |   |                          |   |                            |   |                          |        |                            |                               |         |        |                          |                               |         |        |                          |       |           |        |          |       |                            |   |                                     |  |                            |        |                                     |    |         |          |          |    |                          |          |         |        |                          |      |           |        |          |      |                            |   |                                     |  |                            |        |                                     |    |         |          |          |    |         |          |         |  |                      |       |
| pattern                                                                                                                     | ^[^ ]+\$                                                                                                                                                                                                                                                                                                                                                                                                                                                                                                                                                                                                                                                                                                                                                                                                                                                                                                                                                                                                                                                                                                                                                                                                                                                                                                                                                                                                                                                                                                                                                                                                                                                                                                                                                                                                                                                                                                                                                                                                                                                                                                              |                            |        |                                                                                        |                                                                                                                                                                                                                                                                                                                                                                                                                                                                                                                                                                                                                                                                                                                                                                                                                                                                                                                                                                                                                                                                                                                                                                                                                                                                                                                                                                                                                                                                                                                                                                                                                                                                                                                                                                                                                                                                                                                              |                            |         |                                                                                        |   |         |         |          |   |                          |   |                            |   |                          |        |                            |                               |         |        |                          |                               |         |        |                          |       |           |        |          |       |                            |   |                                     |  |                            |        |                                     |    |         |          |          |    |                          |          |         |        |                          |      |           |        |          |      |                            |   |                                     |  |                            |        |                                     |    |         |          |          |    |         |          |         |  |                      |       |
| default                                                                                                                     |                                                                                                                                                                                                                                                                                                                                                                                                                                                                                                                                                                                                                                                                                                                                                                                                                                                                                                                                                                                                                                                                                                                                                                                                                                                                                                                                                                                                                                                                                                                                                                                                                                                                                                                                                                                                                                                                                                                                                                                                                                                                                                                       |                            |        |                                                                                        |                                                                                                                                                                                                                                                                                                                                                                                                                                                                                                                                                                                                                                                                                                                                                                                                                                                                                                                                                                                                                                                                                                                                                                                                                                                                                                                                                                                                                                                                                                                                                                                                                                                                                                                                                                                                                                                                                                                              |                            |         |                                                                                        |   |         |         |          |   |                          |   |                            |   |                          |        |                            |                               |         |        |                          |                               |         |        |                          |       |           |        |          |       |                            |   |                                     |  |                            |        |                                     |    |         |          |          |    |                          |          |         |        |                          |      |           |        |          |      |                            |   |                                     |  |                            |        |                                     |    |         |          |          |    |         |          |         |  |                      |       |
| <i>The Target String</i>                                                                                                    |                                                                                                                                                                                                                                                                                                                                                                                                                                                                                                                                                                                                                                                                                                                                                                                                                                                                                                                                                                                                                                                                                                                                                                                                                                                                                                                                                                                                                                                                                                                                                                                                                                                                                                                                                                                                                                                                                                                                                                                                                                                                                                                       |                            |        |                                                                                        |                                                                                                                                                                                                                                                                                                                                                                                                                                                                                                                                                                                                                                                                                                                                                                                                                                                                                                                                                                                                                                                                                                                                                                                                                                                                                                                                                                                                                                                                                                                                                                                                                                                                                                                                                                                                                                                                                                                              |                            |         |                                                                                        |   |         |         |          |   |                          |   |                            |   |                          |        |                            |                               |         |        |                          |                               |         |        |                          |       |           |        |          |       |                            |   |                                     |  |                            |        |                                     |    |         |          |          |    |                          |          |         |        |                          |      |           |        |          |      |                            |   |                                     |  |                            |        |                                     |    |         |          |          |    |         |          |         |  |                      |       |
| type                                                                                                                        | string                                                                                                                                                                                                                                                                                                                                                                                                                                                                                                                                                                                                                                                                                                                                                                                                                                                                                                                                                                                                                                                                                                                                                                                                                                                                                                                                                                                                                                                                                                                                                                                                                                                                                                                                                                                                                                                                                                                                                                                                                                                                                                                |                            |        |                                                                                        |                                                                                                                                                                                                                                                                                                                                                                                                                                                                                                                                                                                                                                                                                                                                                                                                                                                                                                                                                                                                                                                                                                                                                                                                                                                                                                                                                                                                                                                                                                                                                                                                                                                                                                                                                                                                                                                                                                                              |                            |         |                                                                                        |   |         |         |          |   |                          |   |                            |   |                          |        |                            |                               |         |        |                          |                               |         |        |                          |       |           |        |          |       |                            |   |                                     |  |                            |        |                                     |    |         |          |          |    |                          |          |         |        |                          |      |           |        |          |      |                            |   |                                     |  |                            |        |                                     |    |         |          |          |    |         |          |         |  |                      |       |
| examples                                                                                                                    | Ahoj                                                                                                                                                                                                                                                                                                                                                                                                                                                                                                                                                                                                                                                                                                                                                                                                                                                                                                                                                                                                                                                                                                                                                                                                                                                                                                                                                                                                                                                                                                                                                                                                                                                                                                                                                                                                                                                                                                                                                                                                                                                                                                                  |                            |        |                                                                                        |                                                                                                                                                                                                                                                                                                                                                                                                                                                                                                                                                                                                                                                                                                                                                                                                                                                                                                                                                                                                                                                                                                                                                                                                                                                                                                                                                                                                                                                                                                                                                                                                                                                                                                                                                                                                                                                                                                                              |                            |         |                                                                                        |   |         |         |          |   |                          |   |                            |   |                          |        |                            |                               |         |        |                          |                               |         |        |                          |       |           |        |          |       |                            |   |                                     |  |                            |        |                                     |    |         |          |          |    |                          |          |         |        |                          |      |           |        |          |      |                            |   |                                     |  |                            |        |                                     |    |         |          |          |    |         |          |         |  |                      |       |
| minLength                                                                                                                   | 1                                                                                                                                                                                                                                                                                                                                                                                                                                                                                                                                                                                                                                                                                                                                                                                                                                                                                                                                                                                                                                                                                                                                                                                                                                                                                                                                                                                                                                                                                                                                                                                                                                                                                                                                                                                                                                                                                                                                                                                                                                                                                                                     |                            |        |                                                                                        |                                                                                                                                                                                                                                                                                                                                                                                                                                                                                                                                                                                                                                                                                                                                                                                                                                                                                                                                                                                                                                                                                                                                                                                                                                                                                                                                                                                                                                                                                                                                                                                                                                                                                                                                                                                                                                                                                                                              |                            |         |                                                                                        |   |         |         |          |   |                          |   |                            |   |                          |        |                            |                               |         |        |                          |                               |         |        |                          |       |           |        |          |       |                            |   |                                     |  |                            |        |                                     |    |         |          |          |    |                          |          |         |        |                          |      |           |        |          |      |                            |   |                                     |  |                            |        |                                     |    |         |          |          |    |         |          |         |  |                      |       |
| default                                                                                                                     |                                                                                                                                                                                                                                                                                                                                                                                                                                                                                                                                                                                                                                                                                                                                                                                                                                                                                                                                                                                                                                                                                                                                                                                                                                                                                                                                                                                                                                                                                                                                                                                                                                                                                                                                                                                                                                                                                                                                                                                                                                                                                                                       |                            |        |                                                                                        |                                                                                                                                                                                                                                                                                                                                                                                                                                                                                                                                                                                                                                                                                                                                                                                                                                                                                                                                                                                                                                                                                                                                                                                                                                                                                                                                                                                                                                                                                                                                                                                                                                                                                                                                                                                                                                                                                                                              |                            |         |                                                                                        |   |         |         |          |   |                          |   |                            |   |                          |        |                            |                               |         |        |                          |                               |         |        |                          |       |           |        |          |       |                            |   |                                     |  |                            |        |                                     |    |         |          |          |    |                          |          |         |        |                          |      |           |        |          |      |                            |   |                                     |  |                            |        |                                     |    |         |          |          |    |         |          |         |  |                      |       |
| <i>The Target Language</i>                                                                                                  |                                                                                                                                                                                                                                                                                                                                                                                                                                                                                                                                                                                                                                                                                                                                                                                                                                                                                                                                                                                                                                                                                                                                                                                                                                                                                                                                                                                                                                                                                                                                                                                                                                                                                                                                                                                                                                                                                                                                                                                                                                                                                                                       |                            |        |                                                                                        |                                                                                                                                                                                                                                                                                                                                                                                                                                                                                                                                                                                                                                                                                                                                                                                                                                                                                                                                                                                                                                                                                                                                                                                                                                                                                                                                                                                                                                                                                                                                                                                                                                                                                                                                                                                                                                                                                                                              |                            |         |                                                                                        |   |         |         |          |   |                          |   |                            |   |                          |        |                            |                               |         |        |                          |                               |         |        |                          |       |           |        |          |       |                            |   |                                     |  |                            |        |                                     |    |         |          |          |    |                          |          |         |        |                          |      |           |        |          |      |                            |   |                                     |  |                            |        |                                     |    |         |          |          |    |         |          |         |  |                      |       |
| ISO 639-1 / ISO 639-2 / IETF BCP 47                                                                                         |                                                                                                                                                                                                                                                                                                                                                                                                                                                                                                                                                                                                                                                                                                                                                                                                                                                                                                                                                                                                                                                                                                                                                                                                                                                                                                                                                                                                                                                                                                                                                                                                                                                                                                                                                                                                                                                                                                                                                                                                                                                                                                                       |                            |        |                                                                                        |                                                                                                                                                                                                                                                                                                                                                                                                                                                                                                                                                                                                                                                                                                                                                                                                                                                                                                                                                                                                                                                                                                                                                                                                                                                                                                                                                                                                                                                                                                                                                                                                                                                                                                                                                                                                                                                                                                                              |                            |         |                                                                                        |   |         |         |          |   |                          |   |                            |   |                          |        |                            |                               |         |        |                          |                               |         |        |                          |       |           |        |          |       |                            |   |                                     |  |                            |        |                                     |    |         |          |          |    |                          |          |         |        |                          |      |           |        |          |      |                            |   |                                     |  |                            |        |                                     |    |         |          |          |    |         |          |         |  |                      |       |
| type                                                                                                                        | string                                                                                                                                                                                                                                                                                                                                                                                                                                                                                                                                                                                                                                                                                                                                                                                                                                                                                                                                                                                                                                                                                                                                                                                                                                                                                                                                                                                                                                                                                                                                                                                                                                                                                                                                                                                                                                                                                                                                                                                                                                                                                                                |                            |        |                                                                                        |                                                                                                                                                                                                                                                                                                                                                                                                                                                                                                                                                                                                                                                                                                                                                                                                                                                                                                                                                                                                                                                                                                                                                                                                                                                                                                                                                                                                                                                                                                                                                                                                                                                                                                                                                                                                                                                                                                                              |                            |         |                                                                                        |   |         |         |          |   |                          |   |                            |   |                          |        |                            |                               |         |        |                          |                               |         |        |                          |       |           |        |          |       |                            |   |                                     |  |                            |        |                                     |    |         |          |          |    |                          |          |         |        |                          |      |           |        |          |      |                            |   |                                     |  |                            |        |                                     |    |         |          |          |    |         |          |         |  |                      |       |
| examples                                                                                                                    | cs                                                                                                                                                                                                                                                                                                                                                                                                                                                                                                                                                                                                                                                                                                                                                                                                                                                                                                                                                                                                                                                                                                                                                                                                                                                                                                                                                                                                                                                                                                                                                                                                                                                                                                                                                                                                                                                                                                                                                                                                                                                                                                                    |                            |        |                                                                                        |                                                                                                                                                                                                                                                                                                                                                                                                                                                                                                                                                                                                                                                                                                                                                                                                                                                                                                                                                                                                                                                                                                                                                                                                                                                                                                                                                                                                                                                                                                                                                                                                                                                                                                                                                                                                                                                                                                                              |                            |         |                                                                                        |   |         |         |          |   |                          |   |                            |   |                          |        |                            |                               |         |        |                          |                               |         |        |                          |       |           |        |          |       |                            |   |                                     |  |                            |        |                                     |    |         |          |          |    |                          |          |         |        |                          |      |           |        |          |      |                            |   |                                     |  |                            |        |                                     |    |         |          |          |    |         |          |         |  |                      |       |
| pattern                                                                                                                     | ^[^ ]+\$                                                                                                                                                                                                                                                                                                                                                                                                                                                                                                                                                                                                                                                                                                                                                                                                                                                                                                                                                                                                                                                                                                                                                                                                                                                                                                                                                                                                                                                                                                                                                                                                                                                                                                                                                                                                                                                                                                                                                                                                                                                                                                              |                            |        |                                                                                        |                                                                                                                                                                                                                                                                                                                                                                                                                                                                                                                                                                                                                                                                                                                                                                                                                                                                                                                                                                                                                                                                                                                                                                                                                                                                                                                                                                                                                                                                                                                                                                                                                                                                                                                                                                                                                                                                                                                              |                            |         |                                                                                        |   |         |         |          |   |                          |   |                            |   |                          |        |                            |                               |         |        |                          |                               |         |        |                          |       |           |        |          |       |                            |   |                                     |  |                            |        |                                     |    |         |          |          |    |                          |          |         |        |                          |      |           |        |          |      |                            |   |                                     |  |                            |        |                                     |    |         |          |          |    |         |          |         |  |                      |       |
| default                                                                                                                     |                                                                                                                                                                                                                                                                                                                                                                                                                                                                                                                                                                                                                                                                                                                                                                                                                                                                                                                                                                                                                                                                                                                                                                                                                                                                                                                                                                                                                                                                                                                                                                                                                                                                                                                                                                                                                                                                                                                                                                                                                                                                                                                       |                            |        |                                                                                        |                                                                                                                                                                                                                                                                                                                                                                                                                                                                                                                                                                                                                                                                                                                                                                                                                                                                                                                                                                                                                                                                                                                                                                                                                                                                                                                                                                                                                                                                                                                                                                                                                                                                                                                                                                                                                                                                                                                              |                            |         |                                                                                        |   |         |         |          |   |                          |   |                            |   |                          |        |                            |                               |         |        |                          |                               |         |        |                          |       |           |        |          |       |                            |   |                                     |  |                            |        |                                     |    |         |          |          |    |                          |          |         |        |                          |      |           |        |          |      |                            |   |                                     |  |                            |        |                                     |    |         |          |          |    |         |          |         |  |                      |       |
| additionalProperties                                                                                                        | False                                                                                                                                                                                                                                                                                                                                                                                                                                                                                                                                                                                                                                                                                                                                                                                                                                                                                                                                                                                                                                                                                                                                                                                                                                                                                                                                                                                                                                                                                                                                                                                                                                                                                                                                                                                                                                                                                                                                                                                                                                                                                                                 |                            |        |                                                                                        |                                                                                                                                                                                                                                                                                                                                                                                                                                                                                                                                                                                                                                                                                                                                                                                                                                                                                                                                                                                                                                                                                                                                                                                                                                                                                                                                                                                                                                                                                                                                                                                                                                                                                                                                                                                                                                                                                                                              |                            |         |                                                                                        |   |         |         |          |   |                          |   |                            |   |                          |        |                            |                               |         |        |                          |                               |         |        |                          |       |           |        |          |       |                            |   |                                     |  |                            |        |                                     |    |         |          |          |    |                          |          |         |        |                          |      |           |        |          |      |                            |   |                                     |  |                            |        |                                     |    |         |          |          |    |         |          |         |  |                      |       |
| definitions                                                                                                                 |                                                                                                                                                                                                                                                                                                                                                                                                                                                                                                                                                                                                                                                                                                                                                                                                                                                                                                                                                                                                                                                                                                                                                                                                                                                                                                                                                                                                                                                                                                                                                                                                                                                                                                                                                                                                                                                                                                                                                                                                                                                                                                                       |                            |        |                                                                                        |                                                                                                                                                                                                                                                                                                                                                                                                                                                                                                                                                                                                                                                                                                                                                                                                                                                                                                                                                                                                                                                                                                                                                                                                                                                                                                                                                                                                                                                                                                                                                                                                                                                                                                                                                                                                                                                                                                                              |                            |         |                                                                                        |   |         |         |          |   |                          |   |                            |   |                          |        |                            |                               |         |        |                          |                               |         |        |                          |       |           |        |          |       |                            |   |                                     |  |                            |        |                                     |    |         |          |          |    |                          |          |         |        |                          |      |           |        |          |      |                            |   |                                     |  |                            |        |                                     |    |         |          |          |    |         |          |         |  |                      |       |

See also:

*Translation Memory*, *dump\_memory*, *import\_memory*

### 3.10.2 Weblate user data export

|                                                                                                                                 |                           |                                                                       |
|---------------------------------------------------------------------------------------------------------------------------------|---------------------------|-----------------------------------------------------------------------|
| <a href="https://weblate.org/schemas/weblate-userdata.schema.json">https://weblate.org/schemas/weblate-userdata.schema.json</a> |                           |                                                                       |
| type                                                                                                                            | <i>object</i>             |                                                                       |
| properties                                                                                                                      |                           |                                                                       |
| • <b>basic</b>                                                                                                                  | <i>Basic</i>              |                                                                       |
|                                                                                                                                 | type                      | <i>object</i>                                                         |
|                                                                                                                                 | properties                |                                                                       |
|                                                                                                                                 | • <b>username</b>         | <i>Username</i>                                                       |
|                                                                                                                                 |                           | type <i>string</i>                                                    |
|                                                                                                                                 |                           | examples admin                                                        |
|                                                                                                                                 |                           | default                                                               |
|                                                                                                                                 | • <b>full_name</b>        | <i>Full name</i>                                                      |
|                                                                                                                                 |                           | type <i>string</i>                                                    |
|                                                                                                                                 |                           | examples Weblate Admin                                                |
|                                                                                                                                 |                           | default                                                               |
|                                                                                                                                 | • <b>email</b>            | <i>E-mail</i>                                                         |
|                                                                                                                                 |                           | type <i>string</i>                                                    |
|                                                                                                                                 |                           | examples <a href="mailto:noreply@example.com">noreply@example.com</a> |
|                                                                                                                                 |                           | default                                                               |
|                                                                                                                                 | • <b>date_joined</b>      | <i>Date joined</i>                                                    |
|                                                                                                                                 |                           | type <i>string</i>                                                    |
|                                                                                                                                 |                           | examples 2019-11-18T18:53:54.862Z                                     |
|                                                                                                                                 |                           | default                                                               |
| • <b>profile</b>                                                                                                                | <i>Profile</i>            |                                                                       |
|                                                                                                                                 | type                      | <i>object</i>                                                         |
|                                                                                                                                 | properties                |                                                                       |
|                                                                                                                                 | • <b>language</b>         | <i>Language</i>                                                       |
|                                                                                                                                 |                           | type <i>string</i>                                                    |
|                                                                                                                                 |                           | examples cs                                                           |
|                                                                                                                                 |                           | pattern <i>^.*\$</i>                                                  |
|                                                                                                                                 |                           | default                                                               |
|                                                                                                                                 | • <b>suggested</b>        | <i>Number of suggested strings</i>                                    |
|                                                                                                                                 |                           | type <i>integer</i>                                                   |
|                                                                                                                                 |                           | examples 1                                                            |
|                                                                                                                                 |                           | default 0                                                             |
|                                                                                                                                 | • <b>translated</b>       | <i>Number of translated strings</i>                                   |
|                                                                                                                                 |                           | type <i>integer</i>                                                   |
|                                                                                                                                 |                           | examples 24                                                           |
|                                                                                                                                 |                           | default 0                                                             |
|                                                                                                                                 | • <b>uploaded</b>         | <i>Number of uploaded screenshots</i>                                 |
|                                                                                                                                 |                           | type <i>integer</i>                                                   |
|                                                                                                                                 |                           | examples 1                                                            |
|                                                                                                                                 |                           | default 0                                                             |
|                                                                                                                                 | • <b>hide_completed</b>   | <i>Hide completed translations on the dashboard</i>                   |
|                                                                                                                                 |                           | type <i>boolean</i>                                                   |
|                                                                                                                                 |                           | examples False                                                        |
|                                                                                                                                 |                           | default True                                                          |
|                                                                                                                                 | • <b>secondary_in_zen</b> | <i>Show secondary translations in the Zen mode</i>                    |
|                                                                                                                                 |                           | type <i>boolean</i>                                                   |
|                                                                                                                                 |                           | examples True                                                         |
|                                                                                                                                 |                           | default True                                                          |

continues on next page

Table 2 – continued from previous page

|                   |                                   |                                               |               |         |
|-------------------|-----------------------------------|-----------------------------------------------|---------------|---------|
|                   | • <b>hide_source_secondary</b>    | Hide source if a secondary translation exists |               |         |
|                   |                                   | type                                          | boolean       |         |
|                   |                                   | examples                                      | False         |         |
|                   |                                   | default                                       | True          |         |
|                   | • <b>editor_link</b>              | Editor link                                   |               |         |
|                   |                                   | type                                          | string        |         |
|                   |                                   | examples                                      |               |         |
|                   |                                   | pattern                                       | ^.*\$         |         |
|                   |                                   | default                                       |               |         |
|                   | • <b>translate_mode</b>           | Translation editor mode                       |               |         |
|                   |                                   | type                                          | integer       |         |
|                   |                                   | examples                                      | 0             |         |
|                   |                                   | default                                       | 0             |         |
|                   | • <b>zen_mode</b>                 | Zen editor mode                               |               |         |
|                   |                                   | type                                          | integer       |         |
|                   |                                   | examples                                      | 0             |         |
|                   |                                   | default                                       | 0             |         |
|                   | • <b>special_chars</b>            | Special characters                            |               |         |
|                   |                                   | type                                          | string        |         |
|                   |                                   | examples                                      |               |         |
|                   |                                   | pattern                                       | ^.*\$         |         |
|                   |                                   | default                                       |               |         |
|                   | • <b>dashboard_view</b>           | Default dashboard view                        |               |         |
|                   |                                   | type                                          | integer       |         |
|                   |                                   | examples                                      | 1             |         |
|                   |                                   | default                                       | 0             |         |
|                   | • <b>dashboard_component_list</b> | Default component list                        |               |         |
|                   |                                   | default                                       | null          |         |
|                   |                                   | anyOf                                         | type          | null    |
|                   |                                   |                                               | type          | integer |
|                   | • <b>languages</b>                | Translated languages                          |               |         |
|                   |                                   | type                                          | array         |         |
|                   |                                   | default                                       |               |         |
|                   |                                   | items                                         | Language code |         |
|                   |                                   |                                               | type          | string  |
|                   |                                   |                                               | examples      | cs      |
|                   |                                   |                                               | pattern       | ^.*\$   |
|                   |                                   |                                               | default       |         |
|                   | • <b>secondary_languages</b>      | Secondary languages                           |               |         |
|                   |                                   | type                                          | array         |         |
| default           |                                   |                                               |               |         |
| items             |                                   | Language code                                 |               |         |
|                   |                                   | type                                          | string        |         |
|                   |                                   | examples                                      | sk            |         |
|                   |                                   | pattern                                       | ^.*\$         |         |
|                   | default                           |                                               |               |         |
| • <b>watched</b>  | Watched projects                  |                                               |               |         |
|                   | type                              | array                                         |               |         |
|                   | default                           |                                               |               |         |
|                   | items                             | Project slug                                  |               |         |
|                   |                                   | type                                          | string        |         |
|                   |                                   | examples                                      | weblate       |         |
|                   |                                   | pattern                                       | ^.*\$         |         |
| default           |                                   |                                               |               |         |
| • <b>auditlog</b> | Audit log                         |                                               |               |         |
|                   | type                              | array                                         |               |         |

continues on next page

Table 2 – continued from previous page

|             |         |                     |                           |
|-------------|---------|---------------------|---------------------------|
|             | default |                     |                           |
|             | items   | <i>Items</i>        |                           |
|             |         | type                | <i>object</i>             |
|             |         | properties          |                           |
|             |         | • <b>address</b>    | <i>IP address</i>         |
|             |         | type                | <i>string</i>             |
|             |         | examples            | 127.0.0.1                 |
|             |         | pattern             | ^.*\$                     |
|             |         | default             |                           |
|             |         | • <b>user_agent</b> | <i>User agent</i>         |
|             |         | type                | <i>string</i>             |
|             |         | examples            | PC / Linux / Firefox 70.0 |
|             |         | pattern             | ^.*\$                     |
|             |         | default             |                           |
|             |         | • <b>timestamp</b>  | <i>Timestamp</i>          |
|             |         | type                | <i>string</i>             |
|             |         | examples            | 2019-11-18T18:58:30.845Z  |
|             |         | pattern             | ^.*\$                     |
|             |         | default             |                           |
|             |         | • <b>activity</b>   | <i>Activity</i>           |
|             |         | type                | <i>string</i>             |
|             |         | examples            | login                     |
|             |         | pattern             | ^.*\$                     |
|             |         | default             |                           |
| definitions |         |                     |                           |

**See also:***User profile, dumpuserdata*

## 3.11 Releasing Weblate

### 3.11.1 Releasing schedule

Weblate has two month release cycle for releases (x.y). These are usually followed by a bunch of bugfix releases to fix issues which slip into them (x.y.z).

The change in the major version indicates that the upgrade process can not skip this version - you always have to upgrade to x.0 before upgrading to higher x.y releases.

**See also:***Upgrading Weblate*

### 3.11.2 Release planning

The features for upcoming releases are collected using GitHub milestones, you can see our roadmap at <https://github.com/WeblateOrg/weblate/milestones>.

### 3.11.3 Release process

Things to check prior to release:

1. Check newly translated languages by `./scripts/list-translated-languages`.
2. Set final version by `./scripts/prepare-release`.
3. Make sure screenshots are up to date `make -C docs update-screenshots`.
4. Merge any possibly pending translations `wlc push; git remote update; git merge origin/weblate`

Perform the release:

5. Create a release `./scripts/create-release --tag` (see below for requirements).

Post release manual steps:

6. Update Docker image.
7. Close GitHub milestone.
8. Once the Docker image is tested, add a tag and push it.
9. Update Helm chart to new version.
10. Include new version in `.github/workflows/migrations.yml` to cover it in migration testing.
11. Increase version in the website download links.
12. Increase version in the repository by `./scripts/set-version`.

To create tags using the `./scripts/create-release` script you will need following:

- GnuPG with private key used to sign the release
- Push access to Weblate git repositories (it pushes tags)
- Configured **hub** tool and access to create releases on the Weblate repo
- SSH access to Weblate download server (the Website downloads are copied there)

## 3.12 Security and privacy

---

**Tip:** At Weblate, security maintains an environment that values the privacy of our users.

---

Development of Weblate adheres to the [Best Practices of the Linux Foundation's Core Infrastructure Initiative](#).

### 3.12.1 Tracking dependencies for vulnerabilities

Security issues in our dependencies are monitored using [Dependabot](#). This covers the Python and JavaScript libraries, and the latest stable release has its dependencies updated to avoid vulnerabilities.

---

**Hint:** There might be vulnerabilities in third-party libraries which do not affect Weblate, so those are not addressed by releasing bugfix versions of Weblate.

---

### 3.12.2 Docker container security

The Docker containers are scanned using [Anchore](#) and [Trivy](#).

This allows us to detect vulnerabilities early and release improvements quickly.

You can get the results of these scans at GitHub — they are stored as artifacts on our CI in the SARIF format (Static Analysis Results Interchange Format).

**See also:**

*Continuous integration*

## 3.13 About Weblate

### 3.13.1 Project goals

Web-based continuous localization tool with tight *Version control integration* supporting a wide range of *Supported file formats*, making it easy for translators to contribute.

### 3.13.2 Project name

“Weblate” is a portmanteau of the words “web” and “translate”.

### 3.13.3 Project website

The landing page is <https://weblate.org> and a cloud hosted service at <https://hosted.weblate.org>. This documentation can be found on <https://docs.weblate.org>.

### 3.13.4 Project logos

The project logos and other graphics is available in [<https://github.com/WeblateOrg/graphics/>](https://github.com/WeblateOrg/graphics/) repository.

### 3.13.5 Leadership

This project is maintained by Michal Čihar [<michal@cihar.com>](mailto:michal@cihar.com).

### 3.13.6 Authors

Weblate was started by Michal Čihař <[michal@cihar.com](mailto:michal@cihar.com)>. Since its inception in 2012, thousands of people have contributed.

## 3.14 License

Copyright (C) 2012 - 2021 Michal Čihař <[michal@cihar.com](mailto:michal@cihar.com)>

This program is free software: you can redistribute it and/or modify it under the terms of the GNU General Public License as published by the Free Software Foundation, either version 3 of the License, or (at your option) any later version.

This program is distributed in the hope that it will be useful, but WITHOUT ANY WARRANTY; without even the implied warranty of MERCHANTABILITY or FITNESS FOR A PARTICULAR PURPOSE. See the GNU General Public License for more details.

You should have received a copy of the GNU General Public License along with this program. If not, see <<https://www.gnu.org/licenses/>>.

## CHANGE HISTORY

### 4.1 Weblate 4.5.3

Released on April 1st 2021.

- Fixed metrics collection.
- Fixed possible crash when adding strings.
- Improved search query examples.
- Fixed possible loss of newly added strings on replace upload.

### 4.2 Weblate 4.5.2

Released on March 26th 2021.

- Configurable schedule for automatic translation.
- Added Lua format check.
- Ignore format strings in the *Consecutive duplicated words* check.
- Allow uploading screenshot from a translate page.
- Added forced file synchronization to the repository maintenance.
- Fixed automatic suggestions for languages with a longer code.
- Improved performance when adding new strings.
- Several bug fixes in quality checks.
- Several performance improvements.
- Added integration with *Discover Weblate*.
- Fixed checks behavior with read-only strings.

### 4.3 Weblate 4.5.1

Released on March 05th 2021.

- Fixed editing of glossary flags in some corner cases.
- Extend metrics usage to improve performance of several pages.
- Store correct source language in TMX files.
- Better handling for uploads of monolingual PO using API.
- Improved alerts behavior glossaries.

- Improved Markdown link checks.
- Indicate glossary and source language in breadcrumbs.
- Paginated component listing of huge projects.
- Improved performance of translation, component or project removal.
- Improved bulk edit performance.
- Fixed preserving “Needs editing” and “Approved” states for ODF files.
- Improved interface for customizing translation-file downloads

## 4.4 Weblate 4.5

Released on February 19th 2021.

- Added support for `lua-format` used in gettext PO.
- Added support for sharing a component between projects.
- Fixed multiple unnamed variables check behavior with multiple format flags.
- Dropped mailing list field on the project in favor of generic instructions for translators.
- Added pseudolocale generation addon.
- Added support for TermBase eXchange files.
- Added support for manually defining string variants using a flag.
- Improved performance of consistency checks.
- Improved performance of translation memory for long strings.
- Added support for searching in explanations.
- Strings can now be added and removed in bilingual formats as well.
- Extend list of supported languages in Amazon Translate machine translation.
- Automatically enable Java MessageFormat checks for Java Properties.
- Added a new upload method to add new strings to a translation.
- Added a simple interface to browse translation.
- Glossaries are now stored as regular components.
- Dropped specific API for glossaries as component API is used now.
- Added simplified interface to toggle some of the flags.
- Added support for non-translatable or forbidden terms in the glossary.
- Added support for defining terminology in a glossary.
- Moved text direction toggle to get more space for the visual keyboard.
- Added option to automatically watch projects user-contributed to.
- Added check whether translation matches the glossary.
- Added support for customizing navigation text color.

## 4.5 Weblate 4.4.2

Released on January 14th 2021.

- Fixed corruption of one distributed MO file.

## 4.6 Weblate 4.4.1

Released on January 13th 2021.

- Fixed reverting plural changes.
- Fixed displaying help for project settings.
- Improved administration of users.
- Improved handling of context in monolingual PO files.
- Fixed cleanup addon behavior with HTML, ODF, IDML and Windows RC formats.
- Fixed parsing of location from CSV files.
- Use content compression for file downloads.
- Improved user experience on importing from ZIP file.
- Improved detection of file format for uploads.
- Avoid duplicate pull requests on Pagine.
- Improved performance when displaying ghost translations.
- Reimplemented translation editor to use native browser textarea.
- Fixed cleanup addon breaking adding new strings.
- Added API for addons.

## 4.7 Weblate 4.4

Released on December 15th 2020.

- Improved validation when creating a component.
- Weblate now requires Django 3.1.
- Added support for appearance customization in the management interface.
- Fixed read-only state handling in bulk edit.
- Improved CodeMirror integration.
- Added addon to remove blank strings from translation files.
- The CodeMirror editor is now used for translations.
- Syntax highlighting in translation editor for XML, HTML, Markdown and reStructuredText.
- Highlight placeables in translation editor.
- Improved support for non-standard language codes.
- Added alert when using ambiguous language codes.
- The user is now presented with a filtered list of languages when adding a new translation.
- Extended search capabilities for changes in history.

- Improved billing detail pages and libre hosting workflow.
- Extended translation statistics API.
- Improved “other translations” tab while translating.
- Added tasks API.
- Improved performance of file upload.
- Improved display of user defined special characters.
- Improved performance of auto-translation.
- Several minor improvements in the user interface.
- Improved naming of ZIP downloads.
- Added option for getting notifications on unwatched projects.

## 4.8 Weblate 4.3.2

Released on November 4th 2020.

- Fixed crash on certain component filemasks.
- Improved accuracy of the consecutive duplicated words check.
- Added support for Pagure pull requests.
- Improved error messages for failed registrations.
- Reverted rendering developer comments as Markdown.
- Simplified setup of Git repositories with different default branch than “master”.
- Newly created internal repositories now use main as the default branch.
- Reduced false positives rate of unchanged translation while translating reStructuredText.
- Fixed CodeMirror display issues in some situations.
- Renamed Template group to “Sources” to clarify its meaning.
- Fixed GitLab pull requests on repositories with longer paths.

## 4.9 Weblate 4.3.1

Released on October 21st 2020.

- Improved auto-translation performance.
- Fixed session expiry for authenticated users.
- Add support for hiding version information.
- Improve hooks compatibility with Bitbucket Server.
- Improved performance of translation memory updates.
- Reduced memory usage.
- Improved performance of Matrix view.
- Added confirmation before removing a user from a project.

## 4.10 Weblate 4.3

Released on October 15th 2020.

- Include user stats in the API.
- Fixed component ordering on paginated pages.
- Define source language for a glossary.
- Rewritten support for GitHub and GitLab pull requests.
- Fixed stats counts after removing suggestion.
- Extended public user profile.
- Fixed configuration of enforced checks.
- Improve documentation about built-in backups.
- Moved source language attribute from project to a component.
- Add Vue I18n formatting check.
- Generic placeholders check now supports regular expressions.
- Improved look of Matrix mode.
- Machinery is now called automatic suggestions.
- Added support for interacting with multiple GitLab or GitHub instances.
- Extended API to cover project updates, unit updates and removals and glossaries.
- Unit API now properly handles plural strings.
- Component creation can now handle ZIP file or document upload.
- Consolidated API response status codes.
- Support Markdown in contributor agreement.
- Improved source strings tracking.
- Improved JSON, YAML and CSV formats compatibility.
- Added support for removing strings.
- Improved performance of file downloads.
- Improved repository management view.
- Automatically enable java-format for Android.
- Added support for localized screenshots.
- Added support for Python 3.9.
- Fixed translating HTML files under certain conditions.

## 4.11 Weblate 4.2.2

Released on September 2nd 2020.

- Fixed matching of source strings for JSON formats.
- Fixed login redirect for some authentication configurations.
- Fixed LDAP authentication with group sync.
- Fixed crash in reporting automatic translation progress.
- Fixed Git commit squashing with trailers enabled.
- Fixed creating local VCS components using API.

## 4.12 Weblate 4.2.1

Released on August 21st 2020.

- Fixed saving plurals for some locales in Android resources.
- Fixed crash in the cleanup addon for some XLIFF files.
- Allow setting up localization CDN in Docker image.

## 4.13 Weblate 4.2

Released on August 18th 2020.

- Improved user pages and added listing of users.
- Dropped support for migrating from 3.x releases, migrate through 4.1 or 4.0.
- Added exports into several monolingual formats.
- Improved activity charts.
- Number of displayed nearby strings can be configured.
- Added support for locking components experiencing repository errors.
- Simplified main navigation (replaced buttons with icons).
- Improved language code handling in Google Translate integration.
- The Git squash addon can generate `Co-authored-by:` trailers.
- Improved query search parser.
- Improved user feedback from format strings checks.
- Improved performance of bulk state changes.
- Added compatibility redirects after project or component renaming.
- Added notifications for strings approval, component locking and license change.
- Added support for ModernMT.
- Allow to avoid overwriting approved translations on file upload.
- Dropped support for some compatibility URL redirects.
- Added check for ECMAScript template literals.
- Added option to watch a component.

- Removed leading dot from JSON unit keys.
- Removed separate Celery queue for translation memory.
- Allow translating all components a language at once.
- Allow to configure Content-Security-Policy HTTP headers.
- Added support for aliasing languages at project level.
- New addon to help with HTML or JavaScript localization, see *JavaScript localization CDN*.
- The Weblate domain is now configured in the settings, see *SITE\_DOMAIN*.
- Add support for searching by component and project.

## 4.14 Weblate 4.1.1

Released on June 19th 2020.

- Fixed changing autofix or addons configuration in Docker.
- Fixed possible crash in “About” page.
- Improved installation of byte-compiled locale files.
- Fixed adding words to glossary.
- Fixed keyboard shortcuts for machinery.
- Removed debugging output causing discarding log events in some setups.
- Fixed lock indication on project listing.
- Fixed listing GPG keys in some setups.
- Added option for which DeepL API version to use.
- Added support for acting as SAML Service Provider, see *SAML authentication*.

## 4.15 Weblate 4.1

Released on June 15th 2020.

- Added support for creating new translations with included country code.
- Added support for searching source strings with screenshot.
- Extended info available in the stats insights.
- Improved search editing on “Translate” pages.
- Improve handling of concurrent repository updates.
- Include source language in project creation form.
- Include changes count in credits.
- Fixed UI language selection in some cases.
- Allow to whitelist registration methods with registrations closed.
- Improved lookup of related terms in glossary.
- Improved translation memory matches.
- Group same machinery results.
- Add direct link to edit screenshot from translate page.

- Improved removal confirmation dialog.
- Include templates in ZIP download.
- Add support for Markdown and notification configuration in announcements.
- Extended details in check listings.
- Added support for new file formats: *Laravel PHP strings*, *HTML files*, *OpenDocument Format*, *IDML Format*, *Windows RC files*, *INI translations*, *Inno Setup INI translations*, *GWT properties*, *go-i18n JSON files*, *ARB File*.
- Consistently use dismissed as state of dismissed checks.
- Add support for configuring default addons to enable.
- Fixed editor keyboard shortcut to dismiss checks.
- Improved machine translation of strings with placeholders.
- Show ghost translation for user languages to ease starting them.
- Improved language code parsing.
- Show translations in user language first in the list.
- Renamed shapings to more generic name variants.
- Added new quality checks: *Multiple unnamed variables*, *Long untranslated*, *Consecutive duplicated words*.
- Reintroduced support for wiping translation memory.
- Fixed option to ignore source checks.
- Added support for configuring different branch for pushing changes.
- API now reports rate limiting status in the HTTP headers.
- Added support for Google Translate V3 API (Advanced).
- Added ability to restrict access on component level.
- Added support for whitespace and other special chars in translation flags, see *Customizing behavior using flags*.
- Always show rendered text check if enabled.
- API now supports filtering of changes.
- Added support for sharing glossaries between projects.

## 4.16 Weblate 4.0.4

Released on May 07th 2020.

- Fixed testsuite execution on some Python 3.8 environments.
- Typo fixes in the documentation.
- Fixed creating components using API in some cases.
- Fixed JavaScript errors breaking mobile navigation.
- Fixed crash on displaying some checks.
- Fixed screenshots listing.
- Fixed monthly digest notifications.
- Fixed intermediate translation behavior with units non existing in translation.

## 4.17 Weblate 4.0.3

Released on May 02nd 2020.

- Fixed possible crash in reports.
- User mentions in comments are now case insensitive.
- Fixed PostgreSQL migration for non superusers.
- Fixed changing the repository URL while creating component.
- Fixed crash when upstream repository is gone.

## 4.18 Weblate 4.0.2

Released on April 27th 2020.

- Improved performance of translation stats.
- Improved performance of changing labels.
- Improved bulk edit performance.
- Improved translation memory performance.
- Fixed possible crash on component deletion.
- Fixed displaying of translation changes in some corner cases.
- Improved warning about too long celery queue.
- Fixed possible false positives in the consistency check.
- Fixed deadlock when changing linked component repository.
- Included edit distance in changes listing and CSV and reports.
- Avoid false positives of punctuation spacing check for Canadian French.
- Fixed XLIFF export with placeholders.
- Fixed false positive with zero width check.
- Improved reporting of configuration errors.
- Fixed bilingual source upload.
- Automatically detect supported languages for DeepL machine translation.
- Fixed progress bar display in some corner cases.
- Fixed some checks triggering on non translated strings.

## 4.19 Weblate 4.0.1

Released on April 16th 2020.

- Fixed package installation from PyPI.

## 4.20 Weblate 4.0

Released on April 16th 2020.

- Weblate now requires Python 3.6 or newer.
- Added management overview of component alerts.
- Added component alert for broken repository browser URLs.
- Improved sign in and registration pages.
- Project access control and workflow configuration integrated to project settings.
- Added check and highlighter for i18next interpolation and nesting.
- Added check and highlighter for percent placeholders.
- Display suggestions failing checks.
- Record source string changes in history.
- Upgraded Microsoft Translator to version 3 API.
- Reimplemented translation memory backend.
- Added support for several `is:` lookups in *Searching*.
- Allow to make *Unchanged translation* avoid internal blacklist.
- Improved comments extraction from monolingual po files.
- Renamed whiteboard messages to announcements.
- Fixed occasional problems with registration mails.
- Improved LINGUAS update addon to handle more syntax variants.
- Fixed editing monolingual XLIFF source file.
- Added support for exact matching in *Searching*.
- Extended API to cover screenshots, users, groups, componentlists and extended creating projects.
- Add support for source upload on bilingual translations.
- Added support for intermediate language from developers.
- Added support for source strings review.
- Extended download options for platform wide translation memory.

## 4.21 Weblate 3.x series

### 4.21.1 Weblate 3.11.3

Released on March 11th 2020.

- Fixed searching for fields with certain priority.
- Fixed predefined query for recently added strings.
- Fixed searching returning duplicate matches.
- Fixed notifications rendering in Gmail.
- Fixed reverting changes from the history.
- Added links to events in digest notifications.
- Fixed email for account removal confirmation.

- Added support for Slack authentication in Docker container.
- Avoid sending notifications for not subscribed languages.
- Include Celery queues in performance overview.
- Fixed documentation links for addons.
- Reduced false negatives for unchanged translation check.
- Raised bleach dependency to address CVE-2020-6802.
- Fixed listing project level changes in history.
- Fixed stats invalidation in some corner cases.
- Fixed searching for certain string states.
- Improved format string checks behavior on missing percent.
- Fixed authentication using some third party providers.

#### 4.21.2 Weblate 3.11.2

Released on February 22nd 2020.

- Fixed rendering of suggestions.
- Fixed some strings wrongly reported as having no words.

#### 4.21.3 Weblate 3.11.1

Released on February 20th 2020.

- Documented Celery setup changes.
- Improved filename validation on component creation.
- Fixed minimal versions of some dependencies.
- Fixed adding groups with certain Django versions.
- Fixed manual pushing to upstream repository.
- Improved glossary matching.

#### 4.21.4 Weblate 3.11

Released on February 17th 2020.

- Allow using VCS push URL during component creation via API.
- Rendered width check now shows image with the render.
- Fixed links in notifications e-mails.
- Improved look of plaintext e-mails.
- Display ignored checks and allow to make them active again.
- Display nearby keys on monolingual translations.
- Added support for grouping string shapings.
- Recommend upgrade to new Weblate versions in the system checks.
- Provide more detailed analysis for duplicate language alert.
- Include more detailed license info on the project pages.

- Automatically unshallow local copies if needed.
- Fixed download of strings needing action.
- New alert to warn about using the same filemask twice.
- Improve XML placeables extraction.
- The `SINGLE_PROJECT` can now enforce redirection to chosen project.
- Added option to resolve comments.
- Added bulk editing of flags.
- Added support for labels.
- Added bulk edit addon.
- Added option for *Enforcing checks*.
- Increased default validity of confirmation links.
- Improved Matomo integration.
- Fixed *Has been translated* to correctly handle source string change.
- Extended automatic updates configuration by `AUTO_UPDATE`.
- LINGUAS addons now do full sync of translations in Weblate.

### 4.21.5 Weblate 3.10.3

Released on January 18th 2020.

- Support for translate-toolkit 2.5.0.

### 4.21.6 Weblate 3.10.2

Released on January 18th 2020.

- Add lock indication to projects.
- Fixed CSS bug causing flickering in some web browsers.
- Fixed searching on systems with non-English locales.
- Improved repository matching for GitHub and Bitbucket hooks.
- Fixed data migration on some Python 2.7 installations.
- Allow configuration of Git shallow cloning.
- Improved background notification processing.
- Fixed broken form submission when navigating back in web browser.
- New addon to configure YAML formatting.
- Fixed same plurals check to not fire on single plural form languages.
- Fixed regex search on some fields.

### 4.21.7 Weblate 3.10.1

Released on January 9th 2020.

- Extended API with translation creation.
- Fixed several corner cases in data migrations.
- Compatibility with Django 3.0.
- Improved data clean-up performance.
- Added support for customizable security.txt.
- Improved breadcrumbs in changelog.
- Improved translations listing on dashboard.
- Improved HTTP responses for webhooks.
- Added support for GitLab merge requests in Docker container.

### 4.21.8 Weblate 3.10

Released on December 20th 2019.

- Improved application user interface.
- Added doublespace check.
- Fixed creating new languages.
- Avoid sending auditlog notifications to deleted e-mails.
- Added support for read only strings.
- Added support for Markdown in comments.
- Allow placing translation instruction text in project info.
- Add copy to clipboard for secondary languages.
- Improved support for Mercurial.
- Improved Git repository fetching performance.
- Add search lookup for age of string.
- Show source language for all translations.
- Show context for nearby strings.
- Added support for notifications on repository operations.
- Improved translation listings.
- Extended search capabilities.
- Added support for automatic translation strings marked for editing.
- Avoid sending duplicate notifications for linked component alerts.
- Improve default merge request message.
- Better indicate string state in Zen mode.
- Added support for more languages in Yandex Translate.
- Improved look of notification e-mails.
- Provide choice for translation license.

### 4.21.9 Weblate 3.9.1

Released on October 28th 2019.

- Remove some unneeded files from backups.
- Fixed potential crash in reports.
- Fixed cross database migration failure.
- Added support for force pushing Git repositories.
- Reduced risk of registration token invalidation.
- Fixed account removal hitting rate limiter.
- Added search based on priority.
- Fixed possible crash on adding strings to JSON file.
- Safe HTML check and fixup now honor source string markup.
- Avoid sending notifications to invited and deleted users.
- Fix SSL connection to redis in Celery in Docker container.

### 4.21.10 Weblate 3.9

Released on October 15th 2019.

- Include Weblate metadata in downloaded files.
- Improved UI for failing checks.
- Indicate missing strings in format checks.
- Separate check for French punctuation spacing.
- Add support for fixing some of quality checks errors.
- Add separate permission to create new projects.
- Extend stats for char counts.
- Improve support for Java style language codes.
- Added new generic check for placeholders.
- Added support for WebExtension JSON placeholders.
- Added support for flat XML format.
- Extended API with project, component and translation removal and creation.
- Added support for Gitea and Gitee webhooks.
- Added new custom regex based check.
- Allow to configure contributing to shared translation memory.
- Added ZIP download for more translation files.
- Make XLIFF standard compliant parsing of maxwidth and font.
- Added new check and fixer for safe HTML markup for translating web applications.
- Add component alert on unsupported configuration.
- Added automatic translation addon to bootstrap translations.
- Extend automatic translation to add suggestions.
- Display addon parameters on overview.

- Sentry is now supported through modern Sentry SDK instead of Raven.
- Changed example settings to be better fit for production environment.
- Added automated backups using BorgBackup.
- Split cleanup addon for RESX to avoid unwanted file updates.
- Added advanced search capabilities.
- Allow users to download their own reports.
- Added localization guide to help configuring components.
- Added support for GitLab merge requests.
- Improved display of repository status.
- Perform automated translation in the background.

#### 4.21.11 Weblate 3.8

Released on August 15th 2019.

- Added support for simplified creating of similar components.
- Added support for parsing translation flags from the XML based file formats.
- Log exceptions into Celery log.
- Improve performance of repository scoped addons.
- Improved look of notification e-mails.
- Fixed password reset behavior.
- Improved performance on most of translation pages.
- Fixed listing of languages not known to Weblate.
- Add support for cloning addons to discovered components.
- Add support for replacing file content with uploaded.
- Add support for translating non VCS based content.
- Added OpenGraph widget image to use on social networks.
- Added support for animated screenshots.
- Improved handling of monolingual XLIFF files.
- Avoid sending multiple notifications for single event.
- Add support for filtering changes.
- Extended predefined periods for reporting.
- Added webhook support for Azure Repos.
- New opt-in notifications on pending suggestions or untranslated strings.
- Add one click unsubscribe link to notification e-mails.
- Fixed false positives with Has been translated check.
- New management interface for admins.
- String priority can now be specified using flags.
- Added language management views.
- Add checks for Qt library and Ruby format strings.
- Added configuration to better fit single project installations.

- Notify about new string on source string change on monolingual translations.
- Added separate view for translation memory with search capability.

#### **4.21.12 Weblate 3.7.1**

Released on June 28th 2019.

- Documentation updates.
- Fixed some requirements constraints.
- Updated language database.
- Localization updates.
- Various user interface tweaks.
- Improved handling of unsupported but discovered translation files.
- More verbosely report missing file format requirements.

#### **4.21.13 Weblate 3.7**

Released on June 21st 2019.

- Added separate Celery queue for notifications.
- Use consistent look with application for API browsing.
- Include approved stats in the reports.
- Report progress when updating translation component.
- Allow to abort running background component update.
- Extend template language for filename manipulations.
- Use templates for editor link and repository browser URL.
- Indicate max length and current characters count when editing translation.
- Improved handling of abbreviations in unchanged translation check.
- Refreshed landing page for new contributors.
- Add support for configuring msgmerge addon.
- Delay opening SMTP connection when sending notifications.
- Improved error logging.
- Allow custom location in MO generating addon.
- Added addons to cleanup old suggestions or comments.
- Added option to enable horizontal mode in the Zen editor.
- Improved import performance with many linked components.
- Fixed examples installation in some cases.
- Improved rendering of alerts in changes.
- Added new horizontal stats widget.
- Improved format strings check on plurals.
- Added font management tool.
- New check for rendered text dimensions.

- Added support for subtitle formats.
- Include overall completion stats for languages.
- Added reporting at project and global scope.
- Improved user interface when showing translation status.
- New Weblate logo and color scheme.
- New look of bitmap badges.

#### 4.21.14 Weblate 3.6.1

Released on April 26th 2019.

- Improved handling of monolingual XLIFF files.
- Fixed digest notifications in some corner cases.
- Fixed addon script error alert.
- Fixed generating MO file for monolingual PO files.
- Fixed display of uninstalled checks.
- Indicate administered projects on project listing.
- Allow update to recover from missing VCS repository.

#### 4.21.15 Weblate 3.6

Released on April 20th 2019.

- Add support for downloading user data.
- Addons are now automatically triggered upon installation.
- Improved instructions for resolving merge conflicts.
- Cleanup addon is now compatible with app store metadata translations.
- Configurable language code syntax when adding new translations.
- Warn about using Python 2 with planned termination of support in April 2020.
- Extract special characters from the source string for visual keyboard.
- Extended contributor stats to reflect both source and target counts.
- Admins and consistency addons can now add translations even if disabled for users.
- Fixed description of toggle disabling Language-Team header manipulation.
- Notify users mentioned in comments.
- Removed file format autodetection from component setup.
- Fixed generating MO file for monolingual PO files.
- Added digest notifications.
- Added support for muting component notifications.
- Added notifications for new alerts, whiteboard messages or components.
- Notifications for administered projects can now be configured.
- Improved handling of three letter language codes.

#### 4.21.16 Weblate 3.5.1

Released on March 10th 2019.

- Fixed Celery systemd unit example.
- Fixed notifications from HTTP repositories with login.
- Fixed race condition in editing source string for monolingual translations.
- Include output of failed addon execution in the logs.
- Improved validation of choices for adding new language.
- Allow to edit file format in component settings.
- Update installation instructions to prefer Python 3.
- Performance and consistency improvements for loading translations.
- Make Microsoft Terminology service compatible with current Zeep releases.
- Localization updates.

#### 4.21.17 Weblate 3.5

Released on March 3rd 2019.

- Improved performance of built-in translation memory.
- Added interface to manage global translation memory.
- Improved alerting on bad component state.
- Added user interface to manage whiteboard messages.
- Addon commit message now can be configured.
- Reduce number of commits when updating upstream repository.
- Fixed possible metadata loss when moving component between projects.
- Improved navigation in the Zen mode.
- Added several new quality checks (Markdown related and URL).
- Added support for app store metadata files.
- Added support for toggling GitHub or Gerrit integration.
- Added check for Kashida letters.
- Added option to squash commits based on authors.
- Improved support for XLSX file format.
- Compatibility with Tesseract 4.0.
- Billing addon now removes projects for unpaid billings after 45 days.

### 4.21.18 Weblate 3.4

Released on January 22nd 2019.

- Added support for XLIFF placeholders.
- Celery can now utilize multiple task queues.
- Added support for renaming and moving projects and components.
- Include characters counts in reports.
- Added guided adding of translation components with automatic detection of translation files.
- Customizable merge commit messages for Git.
- Added visual indication of component alerts in navigation.
- Improved performance of loading translation files.
- New addon to squash commits prior to push.
- Improved displaying of translation changes.
- Changed default merge style to rebase and made that configurable.
- Better handle private use subtags in language code.
- Improved performance of fulltext index updates.
- Extended file upload API to support more parameters.

### 4.21.19 Weblate 3.3

Released on November 30th 2018.

- Added support for component and project removal.
- Improved performance for some monolingual translations.
- Added translation component alerts to highlight problems with a translation.
- Expose XLIFF string resname as context when available.
- Added support for XLIFF states.
- Added check for non writable files in DATA\_DIR.
- Improved CSV export for changes.

### 4.21.20 Weblate 3.2.2

Released on October 20th 2018.

- Remove no longer needed Babel dependency.
- Updated language definitions.
- Improve documentation for addons, LDAP and Celery.
- Fixed enabling new dos-eol and auto-java-messageformat flags.
- Fixed running setup.py test from PyPI package.
- Improved plurals handling.
- Fixed translation upload API failure in some corner cases.
- Fixed updating Git configuration in case it was changed manually.

#### 4.21.21 Weblate 3.2.1

Released on October 10th 2018.

- Document dependency on backports.csv on Python 2.7.
- Fix running tests under root.
- Improved error handling in gitexport module.
- Fixed progress reporting for newly added languages.
- Correctly report Celery worker errors to Sentry.
- Fixed creating new translations with Qt Linguist.
- Fixed occasional fulltext index update failures.
- Improved validation when creating new components.
- Added support for cleanup of old suggestions.

#### 4.21.22 Weblate 3.2

Released on October 6th 2018.

- Add install\_addon management command for automated addon installation.
- Allow more fine grained ratelimit settings.
- Added support for export and import of Excel files.
- Improve component cleanup in case of multiple component discovery addons.
- Rewritten Microsoft Terminology machine translation backend.
- Weblate now uses Celery to offload some processing.
- Improved search capabilities and added regular expression search.
- Added support for Youdao Zhiyun API machine translation.
- Added support for Baidu API machine translation.
- Integrated maintenance and cleanup tasks using Celery.
- Improved performance of loading translations by almost 25%.
- Removed support for merging headers on upload.
- Removed support for custom commit messages.
- Configurable editing mode (zen/full).
- Added support for error reporting to Sentry.
- Added support for automated daily update of repositories.
- Added support for creating projects and components by users.
- Built in translation memory now automatically stores translations done.
- Users and projects can import their existing translation memories.
- Better management of related strings for screenshots.
- Added support for checking Java MessageFormat.

See [3.2 milestone on GitHub](#) for detailed list of addressed issues.

#### 4.21.23 Weblate 3.1.1

Released on July 27th 2018.

- Fix testsuite failure on some setups.

#### 4.21.24 Weblate 3.1

Released on July 27th 2018.

- Upgrades from older version than 3.0.1 are not supported.
- Allow to override default commit messages from settings.
- Improve webhooks compatibility with self hosted environments.
- Added support for Amazon Translate.
- Compatibility with Django 2.1.
- Django system checks are now used to diagnose problems with installation.
- Removed support for soon shutdown libavatar service.
- New addon to mark unchanged translations as needing edit.
- Add support for jumping to specific location while translating.
- Downloaded translations can now be customized.
- Improved calculation of string similarity in translation memory matches.
- Added support by signing Git commits by GnuPG.

#### 4.21.25 Weblate 3.0.1

Released on June 10th 2018.

- Fixed possible migration issue from 2.20.
- Localization updates.
- Removed obsolete hook examples.
- Improved caching documentation.
- Fixed displaying of admin documentation.
- Improved handling of long language names.

#### 4.21.26 Weblate 3.0

Released on June 1st 2018.

- Rewritten access control.
- Several code cleanups that lead to moved and renamed modules.
- New addon for automatic component discovery.
- The `import_project` management command has now slightly different parameters.
- Added basic support for Windows RC files.
- New addon to store contributor names in PO file headers.
- The per component hook scripts are removed, use addons instead.
- Add support for collecting contributor agreements.

- Access control changes are now tracked in history.
- New addon to ensure all components in a project have same translations.
- Support for more variables in commit message templates.
- Add support for providing additional textual context.

## **4.22 Weblate 2.x series**

### **4.22.1 Weblate 2.20**

Released on April 4th 2018.

- Improved speed of cloning subversion repositories.
- Changed repository locking to use third party library.
- Added support for downloading only strings needing action.
- Added support for searching in several languages at once.
- New addon to configure gettext output wrapping.
- New addon to configure JSON formatting.
- Added support for authentication in API using RFC 6750 compatible Bearer authentication.
- Added support for automatic translation using machine translation services.
- Added support for HTML markup in whiteboard messages.
- Added support for mass changing state of strings.
- Translate-toolkit at least 2.3.0 is now required, older versions are no longer supported.
- Added built in translation memory.
- Added componentlists overview to dashboard and per component list overview pages.
- Added support for DeepL machine translation service.
- Machine translation results are now cached inside Weblate.
- Added support for reordering committed changes.

### **4.22.2 Weblate 2.19.1**

Released on February 20th 2018.

- Fixed migration issue on upgrade from 2.18.
- Improved file upload API validation.

### **4.22.3 Weblate 2.19**

Released on February 15th 2018.

- Fixed imports across some file formats.
- Display human friendly browser information in audit log.
- Added TMX exporter for files.
- Various performance improvements for loading translation files.
- Added option to disable access management in Weblate in favor of Django one.

- Improved glossary lookup speed for large strings.
- Compatibility with django\_auth\_ldap 1.3.0.
- Configuration errors are now stored and reported persistently.
- Honor ignore flags in whitespace autofixer.
- Improved compatibility with some Subversion setups.
- Improved built in machine translation service.
- Added support for SAP Translation Hub service.
- Added support for Microsoft Terminology service.
- Removed support for advertisement in notification e-mails.
- Improved translation progress reporting at language level.
- Improved support for different plural formulas.
- Added support for Subversion repositories not using stdlayout.
- Added addons to customize translation workflows.

#### 4.22.4 Weblate 2.18

Released on December 15th 2017.

- Extended contributor stats.
- Improved configuration of special characters virtual keyboard.
- Added support for DTD file format.
- Changed keyboard shortcuts to less likely collide with browser/system ones.
- Improved support for approved flag in XLIFF files.
- Added support for not wrapping long strings in gettext PO files.
- Added button to copy permalink for current translation.
- Dropped support for Django 1.10 and added support for Django 2.0.
- Removed locking of translations while translating.
- Added support for adding new strings to monolingual translations.
- Added support for translation workflows with dedicated reviewers.

#### 4.22.5 Weblate 2.17.1

Released on October 13th 2017.

- Fixed running testsuite in some specific situations.
- Locales updates.

### 4.22.6 Weblate 2.17

Released on October 13th 2017.

- Weblate by default does shallow Git clones now.
- Improved performance when updating large translation files.
- Added support for blocking certain e-mails from registration.
- Users can now delete their own comments.
- Added preview step to search and replace feature.
- Client side persistence of settings in search and upload forms.
- Extended search capabilities.
- More fine grained per project ACL configuration.
- Default value of BASE\_DIR has been changed.
- Added two step account removal to prevent accidental removal.
- Project access control settings is now editable.
- Added optional spam protection for suggestions using Akismet.

### 4.22.7 Weblate 2.16

Released on August 11th 2017.

- Various performance improvements.
- Added support for nested JSON format.
- Added support for WebExtension JSON format.
- Fixed git exporter authentication.
- Improved CSV import in certain situations.
- Improved look of Other translations widget.
- The max-length checks is now enforcing length of text in form.
- Make the commit\_pending age configurable per component.
- Various user interface cleanups.
- Fixed component/project/site wide search for translations.

### 4.22.8 Weblate 2.15

Released on June 30th 2017.

- Show more related translations in other translations.
- Add option to see translations of current string to other languages.
- Use 4 plural forms for Lithuanian by default.
- Fixed upload for monolingual files of different format.
- Improved error messages on failed authentication.
- Keep page state when removing word from glossary.
- Added direct link to edit secondary language translation.
- Added Perl format quality check.

- Added support for rejecting reused passwords.
- Extended toolbar for editing RTL languages.

#### 4.22.9 Weblate 2.14.1

Released on May 24th 2017.

- Fixed possible error when paginating search results.
- Fixed migrations from older versions in some corner cases.
- Fixed possible CSRF on project watch and unwatch.
- The password reset no longer authenticates user.
- Fixed possible CAPTCHA bypass on forgotten password.

#### 4.22.10 Weblate 2.14

Released on May 17th 2017.

- Add glossary entries using AJAX.
- The logout now uses POST to avoid CSRF.
- The API key token reset now uses POST to avoid CSRF.
- Weblate sets Content-Security-Policy by default.
- The local editor URL is validated to avoid self-XSS.
- The password is now validated against common flaws by default.
- Notify users about important activity with their account such as password change.
- The CSV exports now escape potential formulas.
- Various minor improvements in security.
- The authentication attempts are now rate limited.
- Suggestion content is stored in the history.
- Store important account activity in audit log.
- Ask for password confirmation when removing account or adding new associations.
- Show time when suggestion has been made.
- There is new quality check for trailing semicolon.
- Ensure that search links can be shared.
- Included source string information and screenshots in the API.
- Allow to overwrite translations through API upload.

#### 4.22.11 Weblate 2.13.1

Released on Apr 12th 2017.

- Fixed listing of managed projects in profile.
- Fixed migration issue where some permissions were missing.
- Fixed listing of current file format in translation download.
- Return HTTP 404 when trying to access project where user lacks privileges.

#### 4.22.12 Weblate 2.13

Released on Apr 12th 2017.

- Fixed quality checks on translation templates.
- Added quality check to trigger on losing translation.
- Add option to view pending suggestions from user.
- Add option to automatically build component lists.
- Default dashboard for unauthenticated users can be configured.
- Add option to browse 25 random strings for review.
- History now indicates string change.
- Better error reporting when adding new translation.
- Added per language search within project.
- Group ACLs can now be limited to certain permissions.
- The per project ACLs are now implemented using Group ACL.
- Added more fine grained privileges control.
- Various minor UI improvements.

#### 4.22.13 Weblate 2.12

Released on Mar 3rd 2017.

- Improved admin interface for groups.
- Added support for Yandex Translate API.
- Improved speed of site wide search.
- Added project and component wide search.
- Added project and component wide search and replace.
- Improved rendering of inconsistent translations.
- Added support for opening source files in local editor.
- Added support for configuring visual keyboard with special characters.
- Improved screenshot management with OCR support for matching source strings.
- Default commit message now includes translation information and URL.
- Added support for Joomla translation format.
- Improved reliability of import across file formats.

### 4.22.14 Weblate 2.11

Released on Jan 31st 2017.

- Include language detailed information on language page.
- Mercurial backend improvements.
- Added option to specify translation component priority.
- More consistent usage of Group ACL even with less used permissions.
- Added WL\_BRANCH variable to hook scripts.
- Improved developer documentation.
- Better compatibility with various Git versions in Git exporter addon.
- Included per project and component stats.
- Added language code mapping for better support of Microsoft Translate API.
- Moved fulltext cleanup to background job to make translation removal faster.
- Fixed displaying of plural source for languages with single plural form.
- Improved error handling in import\_project.
- Various performance improvements.

### 4.22.15 Weblate 2.10.1

Released on Jan 20th 2017.

- Do not leak account existence on password reset form (CVE-2017-5537).

### 4.22.16 Weblate 2.10

Released on Dec 15th 2016.

- Added quality check to check whether plurals are translated differently.
- Fixed GitHub hooks for repositories with authentication.
- Added optional Git exporter module.
- Support for Microsoft Cognitive Services Translator API.
- Simplified project and component user interface.
- Added automatic fix to remove control characters.
- Added per language overview to project.
- Added support for CSV export.
- Added CSV download for stats.
- Added matrix view for quick overview of all translations.
- Added basic API for changes and strings.
- Added support for Apertium APy server for machine translations.

### 4.22.17 Weblate 2.9

Released on Nov 4th 2016.

- Extended parameters for createadmin management command.
- Extended import\_json to be able to handle with existing components.
- Added support for YAML files.
- Project owners can now configure translation component and project details.
- Use “Watched” instead of “Subscribed” projects.
- Projects can be watched directly from project page.
- Added multi language status widget.
- Highlight secondary language if not showing source.
- Record suggestion deletion in history.
- Improved UX of languages selection in profile.
- Fixed showing whiteboard messages for component.
- Keep preferences tab selected after saving.
- Show source string comment more prominently.
- Automatically install Gettext PO merge driver for Git repositories.
- Added search and replace feature.
- Added support for uploading visual context (screenshots) for translations.

### 4.22.18 Weblate 2.8

Released on Aug 31st 2016.

- Documentation improvements.
- Translations.
- Updated bundled javascript libraries.
- Added list\_translators management command.
- Django 1.8 is no longer supported.
- Fixed compatibility with Django 1.10.
- Added Subversion support.
- Separated XML validity check from XML mismatched tags.
- Fixed API to honor HIDE\_REPO\_CREDENTIALS settings.
- Show source change in Zen mode.
- Alt+PageUp/PageDown/Home/End now works in Zen mode as well.
- Add tooltip showing exact time of changes.
- Add option to select filters and search from translation page.
- Added UI for translation removal.
- Improved behavior when inserting placeables.
- Fixed auto locking issues in Zen mode.

### 4.22.19 Weblate 2.7

Released on Jul 10th 2016.

- Removed Google web translate machine translation.
- Improved commit message when adding translation.
- Fixed Google Translate API for Hebrew language.
- Compatibility with Mercurial 3.8.
- Added import\_json management command.
- Correct ordering of listed translations.
- Show full suggestion text, not only a diff.
- Extend API (detailed repository status, statistics, ...).
- Testsuite no longer requires network access to test repositories.

### 4.22.20 Weblate 2.6

Released on Apr 28th 2016.

- Fixed validation of components with language filter.
- Improved support for XLIFF files.
- Fixed machine translation for non English sources.
- Added REST API.
- Django 1.10 compatibility.
- Added categories to whiteboard messages.

### 4.22.21 Weblate 2.5

Released on Mar 10th 2016.

- Fixed automatic translation for project owners.
- Improved performance of commit and push operations.
- New management command to add suggestions from command line.
- Added support for merging comments on file upload.
- Added support for some GNU extensions to C printf format.
- Documentation improvements.
- Added support for generating translator credits.
- Added support for generating contributor stats.
- Site wide search can search only in one language.
- Improve quality checks for Armenian.
- Support for starting translation components without existing translations.
- Support for adding new translations in Qt TS.
- Improved support for translating PHP files.
- Performance improvements for quality checks.
- Fixed site wide search for failing checks.

- Added option to specify source language.
- Improved support for XLIFF files.
- Extended list of options for import\_project.
- Improved targeting for whiteboard messages.
- Support for automatic translation across projects.
- Optimized fulltext search index.
- Added management command for auto translation.
- Added placeables highlighting.
- Added keyboard shortcuts for placeables, checks and machine translations.
- Improved translation locking.
- Added quality check for AngularJS interpolation.
- Added extensive group based ACLs.
- Clarified terminology on strings needing edit (formerly fuzzy).
- Clarified terminology on strings needing action and not translated strings.
- Support for Python 3.
- Dropped support for Django 1.7.
- Dropped dependency on msginit for creating new gettext PO files.
- Added configurable dashboard views.
- Improved notifications on parse errors.
- Added option to import components with duplicate name to import\_project.
- Improved support for translating PHP files.
- Added XLIFF export for dictionary.
- Added XLIFF and gettext PO export for all translations.
- Documentation improvements.
- Added support for configurable automatic group assignments.
- Improved adding of new translations.

### 4.22.22 Weblate 2.4

Released on Sep 20th 2015.

- Improved support for PHP files.
- Ability to add ACL to anonymous user.
- Improved configurability of import\_project command.
- Added CSV dump of history.
- Avoid copy/paste errors with whitespace characters.
- Added support for Bitbucket webhooks.
- Tighter control on fuzzy strings on translation upload.
- Several URLs have changed, you might have to update your bookmarks.
- Hook scripts are executed with VCS root as current directory.
- Hook scripts are executed with environment variables describing current component.

- Add management command to optimize fulltext index.
- Added support for error reporting to Rollbar.
- Projects now can have multiple owners.
- Project owners can manage themselves.
- Added support for `javascript-format` used in gettext PO.
- Support for adding new translations in XLIFF.
- Improved file format autodetection.
- Extended keyboard shortcuts.
- Improved dictionary matching for several languages.
- Improved layout of most of pages.
- Support for adding words to dictionary while translating.
- Added support for filtering languages to be managed by Weblate.
- Added support for translating and importing CSV files.
- Rewritten handling of static files.
- Direct login/registration links to third-party service if that's the only one.
- Commit pending changes on account removal.
- Add management command to change site name.
- Add option to configure default committer.
- Add hook after adding new translation.
- Add option to specify multiple files to add to commit.

### 4.22.23 Weblate 2.3

Released on May 22nd 2015.

- Dropped support for Django 1.6 and South migrations.
- Support for adding new translations when using Java Property files.
- Allow to accept suggestion without editing.
- Improved support for Google OAuth 2.0.
- Added support for Microsoft .resx files.
- Tuned default robots.txt to disallow big crawling of translations.
- Simplified workflow for accepting suggestions.
- Added project owners who always receive important notifications.
- Allow to disable editing of monolingual template.
- More detailed repository status view.
- Direct link for editing template when changing translation.
- Allow to add more permissions to project owners.
- Allow to show secondary language in Zen mode.
- Support for hiding source string in favor of secondary language.

### 4.22.24 Weblate 2.2

Released on Feb 19th 2015.

- Performance improvements.
- Fulltext search on location and comments fields.
- New SVG/javascript based activity charts.
- Support for Django 1.8.
- Support for deleting comments.
- Added own SVG badge.
- Added support for Google Analytics.
- Improved handling of translation filenames.
- Added support for monolingual JSON translations.
- Record component locking in a history.
- Support for editing source (template) language for monolingual translations.
- Added basic support for Gerrit.

### 4.22.25 Weblate 2.1

Released on Dec 5th 2014.

- Added support for Mercurial repositories.
- Replaced Glyphicon font by Awesome.
- Added icons for social authentication services.
- Better consistency of button colors and icons.
- Documentation improvements.
- Various bugfixes.
- Automatic hiding of columns in translation listing for small screens.
- Changed configuration of filesystem paths.
- Improved SSH keys handling and storage.
- Improved repository locking.
- Customizable quality checks per source string.
- Allow to hide completed translations from dashboard.

### 4.22.26 Weblate 2.0

Released on Nov 6th 2014.

- New responsive UI using Bootstrap.
- Rewritten VCS backend.
- Documentation improvements.
- Added whiteboard for site wide messages.
- Configurable strings priority.
- Added support for JSON file format.

- Fixed generating mo files in certain cases.
- Added support for GitLab notifications.
- Added support for disabling translation suggestions.
- Django 1.7 support.
- ACL projects now have user management.
- Extended search possibilities.
- Give more hints to translators about plurals.
- Fixed Git repository locking.
- Compatibility with older Git versions.
- Improved ACL support.
- Added buttons for per language quotes and other special characters.
- Support for exporting stats as JSONP.

## 4.23 Weblate 1.x series

### 4.23.1 Weblate 1.9

Released on May 6th 2014.

- Django 1.6 compatibility.
- No longer maintained compatibility with Django 1.4.
- Management commands for locking/unlocking translations.
- Improved support for Qt TS files.
- Users can now delete their account.
- Avatars can be disabled.
- Merged first and last name attributes.
- Avatars are now fetched and cached server side.
- Added support for shields.io badge.

### 4.23.2 Weblate 1.8

Released on November 7th 2013.

- Please check manual for upgrade instructions.
- Nicer listing of project summary.
- Better visible options for sharing.
- More control over anonymous users privileges.
- Supports login using third party services, check manual for more details.
- Users can login by e-mail instead of username.
- Documentation improvements.
- Improved source strings review.
- Searching across all strings.

- Better tracking of source strings.
- Captcha protection for registration.

### **4.23.3 Weblate 1.7**

Released on October 7th 2013.

- Please check manual for upgrade instructions.
- Support for checking Python brace format string.
- Per component customization of quality checks.
- Detailed per translation stats.
- Changed way of linking suggestions, checks and comments to strings.
- Users can now add text to commit message.
- Support for subscribing on new language requests.
- Support for adding new translations.
- Widgets and charts are now rendered using Pillow instead of Pango + Cairo.
- Add status badge widget.
- Dropped invalid text direction check.
- Changes in dictionary are now logged in history.
- Performance improvements for translating view.

### **4.23.4 Weblate 1.6**

Released on July 25th 2013.

- Nicer error handling on registration.
- Browsing of changes.
- Fixed sorting of machine translation suggestions.
- Improved support for MyMemory machine translation.
- Added support for Amagama machine translation.
- Various optimizations on frequently used pages.
- Highlights searched phrase in search results.
- Support for automatic fixups while saving the message.
- Tracking of translation history and option to revert it.
- Added support for Google Translate API.
- Added support for managing SSH host keys.
- Various form validation improvements.
- Various quality checks improvements.
- Performance improvements for import.
- Added support for voting on suggestions.
- Cleanup of admin interface.

### 4.23.5 Weblate 1.5

Released on April 16th 2013.

- Please check manual for upgrade instructions.
- Added public user pages.
- Better naming of plural forms.
- Added support for TBX export of glossary.
- Added support for Bitbucket notifications.
- Activity charts are now available for each translation, language or user.
- Extended options of `import_project` admin command.
- Compatible with Django 1.5.
- Avatars are now shown using libavatar.
- Added possibility to pretty print JSON export.
- Various performance improvements.
- Indicate failing checks or fuzzy strings in progress bars for projects or languages as well.
- Added support for custom pre-commit hooks and committing additional files.
- Rewritten search for better performance and user experience.
- New interface for machine translations.
- Added support for monolingual po files.
- Extend amount of cached metadata to improve speed of various searches.
- Now shows word counts as well.

### 4.23.6 Weblate 1.4

Released on January 23rd 2013.

- Fixed deleting of checks/comments on string deletion.
- Added option to disable automatic propagation of translations.
- Added option to subscribe for merge failures.
- Correctly import on projects which needs custom ttkit loader.
- Added sitemaps to allow easier access by crawlers.
- Provide direct links to string in notification e-mails or feeds.
- Various improvements to admin interface.
- Provide hints for production setup in admin interface.
- Added per language widgets and engage page.
- Improved translation locking handling.
- Show code snippets for widgets in more variants.
- Indicate failing checks or fuzzy strings in progress bars.
- More options for formatting commit message.
- Fixed error handling with machine translation services.
- Improved automatic translation locking behaviour.

- Support for showing changes from previous source string.
- Added support for substring search.
- Various quality checks improvements.
- Support for per project ACL.
- Basic code coverage by unit tests.

### **4.23.7 Weblate 1.3**

Released on November 16th 2012.

- Compatibility with PostgreSQL database backend.
- Removes languages removed in upstream git repository.
- Improved quality checks processing.
- Added new checks (BB code, XML markup and newlines).
- Support for optional rebasing instead of merge.
- Possibility to relocate Weblate (for example to run it under /weblate path).
- Support for manually choosing file type in case autodetection fails.
- Better support for Android resources.
- Support for generating SSH key from web interface.
- More visible data exports.
- New buttons to enter some special characters.
- Support for exporting dictionary.
- Support for locking down whole Weblate installation.
- Checks for source strings and support for source strings review.
- Support for user comments for both translations and source strings.
- Better changes log tracking.
- Changes can now be monitored using RSS.
- Improved support for RTL languages.

### **4.23.8 Weblate 1.2**

Released on August 14th 2012.

- Weblate now uses South for database migration, please check upgrade instructions if you are upgrading.
- Fixed minor issues with linked git repos.
- New introduction page for engaging people with translating using Weblate.
- Added widgets which can be used for promoting translation projects.
- Added option to reset repository to origin (for privileged users).
- Project or component can now be locked for translations.
- Possibility to disable some translations.
- Configurable options for adding new translations.
- Configuration of git commits per project.

- Simple antispam protection.
- Better layout of main page.
- Support for automatically pushing changes on every commit.
- Support for e-mail notifications of translators.
- List only used languages in preferences.
- Improved handling of not known languages when importing project.
- Support for locking translation by translator.
- Optionally maintain `Language-Team` header in po file.
- Include some statistics in about page.
- Supports (and requires) django-registration 0.8.
- Caching counts of strings with failing checks.
- Checking of requirements during setup.
- Documentation improvements.

#### 4.23.9 Weblate 1.1

Released on July 4th 2012.

- Improved several translations.
- Better validation while creating component.
- Added support for shared git repositories across components.
- Do not necessary commit on every attempt to pull remote repo.
- Added support for offloading indexing.

#### 4.23.10 Weblate 1.0

Released on May 10th 2012.

- Improved validation while adding/saving component.
- Experimental support for Android component files (needs patched ttkit).
- Updates from hooks are run in background.
- Improved installation instructions.
- Improved navigation in dictionary.

### 4.24 Weblate 0.x series

#### 4.24.1 Weblate 0.9

Released on April 18th 2012.

- Fixed import of unknown languages.
- Improved listing of nearby messages.
- Improved several checks.
- Documentation updates.

- Added definition for several more languages.
- Various code cleanups.
- Documentation improvements.
- Changed file layout.
- Update helper scripts to Django 1.4.
- Improved navigation while translating.
- Better handling of po file renames.
- Better validation while creating component.
- Integrated full setup into syncdb.
- Added list of recent changes to all translation pages.
- Check for not translated strings ignores format string only messages.

### 4.24.2 Weblate 0.8

Released on April 3rd 2012.

- Replaced own full text search with Whoosh.
- Various fixes and improvements to checks.
- New command updatechecks.
- Lot of translation updates.
- Added dictionary for storing most frequently used terms.
- Added /admin/report/ for overview of repositories status.
- Machine translation services no longer block page loading.
- Management interface now contains also useful actions to update data.
- Records log of changes made by users.
- Ability to postpone commit to Git to generate less commits from single user.
- Possibility to browse failing checks.
- Automatic translation using already translated strings.
- New about page showing used versions.
- Django 1.4 compatibility.
- Ability to push changes to remote repo from web interface.
- Added review of translations done by others.

### 4.24.3 Weblate 0.7

Released on February 16th 2012.

- Direct support for GitHub notifications.
- Added support for cleaning up orphaned checks and translations.
- Displays nearby strings while translating.
- Displays similar strings while translating.
- Improved searching for string.

#### 4.24.4 Weblate 0.6

Released on February 14th 2012.

- Added various checks for translated messages.
- Tunable access control.
- Improved handling of translations with new lines.
- Added client side sorting of tables.
- Please check upgrading instructions in case you are upgrading.

#### 4.24.5 Weblate 0.5

Released on February 12th 2012.

- **Support for machine translation using following online services:**
  - Apertium
  - Microsoft Translator
  - MyMemory
- Several new translations.
- Improved merging of upstream changes.
- Better handle concurrent git pull and translation.
- Propagating works for fuzzy changes as well.
- Propagating works also for file upload.
- Fixed file downloads while using FastCGI (and possibly others).

#### 4.24.6 Weblate 0.4

Released on February 8th 2012.

- Added usage guide to documentation.
- Fixed API hooks not to require CSRF protection.

#### 4.24.7 Weblate 0.3

Released on February 8th 2012.

- Better display of source for plural translations.
- New documentation in Sphinx format.
- Displays secondary languages while translating.
- Improved error page to give list of existing projects.
- New per language stats.

#### 4.24.8 Weblate 0.2

Released on February 7th 2012.

- Improved validation of several forms.
- Warn users on profile upgrade.
- Remember URL for login.
- Naming of text areas while entering plural forms.
- Automatic expanding of translation area.

#### 4.24.9 Weblate 0.1

Released on February 6th 2012.

- Initial release.

## PYTHON MODULE INDEX

### W

wlc, [131](#)  
wlc.config, [131](#)  
wlc.main, [132](#)

## HTTP ROUTING TABLE

|                                                                                                  |                                                                                    |
|--------------------------------------------------------------------------------------------------|------------------------------------------------------------------------------------|
| /                                                                                                | GET /api/components/(string:project)/(string:component)/(string:language)/, 107    |
| ANY /, 83                                                                                        | GET /api/components/(string:project)/(string:component)/(string:language)/, 106    |
| /api                                                                                             | GET /api/components/(string:project)/(string:component)/(string:language)/, 104    |
| GET /api/, 85                                                                                    | GET /api/components/(string:project)/(string:component)/(string:language)/, 108    |
| /api/addons                                                                                      | GET /api/components/(string:project)/(string:component)/(string:language)/, 107    |
| GET /api/addons/, 120                                                                            | POST /api/components/(string:project)/(string:component)/(string:language)/, 120   |
| GET /api/addons/(int:id)/, 120                                                                   | POST /api/components/(string:project)/(string:component)/(string:language)/, 109   |
| PUT /api/addons/(int:id)/, 120                                                                   | POST /api/components/(string:project)/(string:component)/(string:language)/, 105   |
| DELETE /api/addons/(int:id)/, 121                                                                | POST /api/components/(string:project)/(string:component)/(string:language)/, 106   |
| PATCH /api/addons/(int:id)/, 120                                                                 | POST /api/components/(string:project)/(string:component)/(string:language)/, 107   |
| /api/changes                                                                                     | PUT /api/components/(string:project)/(string:component)/(string:language)/, 104    |
| GET /api/changes/, 117                                                                           | DELETE /api/components/(string:project)/(string:component)/(string:language)/, 104 |
| GET /api/changes/(int:id)/, 117                                                                  | DELETE /api/components/(string:project)/(string:component)/(string:language)/, 109 |
| /api/component-lists                                                                             | PATCH /api/components/(string:project)/(string:component)/(string:language)/, 102  |
| GET /api/component-lists/, 121                                                                   | /api/groups                                                                        |
| GET /api/component-lists/(str:slug)/, 121                                                        | GET /api/groups/, 89                                                               |
| POST /api/component-lists/(str:slug)/components/, 122                                            | GET /api/groups/(int:id)/, 89                                                      |
| PUT /api/component-lists/(str:slug)/, 121                                                        | POST /api/groups/, 89                                                              |
| DELETE /api/component-lists/(str:slug)/, 121                                                     | POST /api/groups/(int:id)/componentlists/, 91                                      |
| DELETE /api/component-lists/(str:slug)/components/(str:component_slug)/, 122                     | POST /api/groups/(int:id)/components/, 91                                          |
| PATCH /api/component-lists/(str:slug)/, 121                                                      | POST /api/groups/(int:id)/languages/, 91                                           |
| /api/components                                                                                  | POST /api/groups/(int:id)/projects/, 91                                            |
| GET /api/components/, 100                                                                        | POST /api/groups/(int:id)/links/, 90                                               |
| GET /api/components/(string:project)/(string:component)/(string:language)/, 100                  | PUT /api/groups/(int:id)/, 90                                                      |
| GET /api/components/(string:project)/(string:component)/(string:language)/changes/, 104          | DELETE /api/groups/(int:id)/, 90                                                   |
| GET /api/components/(string:project)/(string:component)/(string:language)/links/, 109            | DELETE /api/groups/(int:id)/componentlists/(int:component_id)/, 91                 |
| GET /api/components/(string:project)/(string:component)/(string:language)/lock/, 105             | DELETE /api/groups/(int:id)/monolingual_base/, 91                                  |
| GET /api/components/(string:project)/(string:component)/(string:language)/monolingual_base/, 107 |                                                                                    |

DELETE /api/groups/(int:id)/components/(int:id)/, 118  
 91 GET /api/screenshots/(int:id)/file/,  
 DELETE /api/groups/(int:id)/languages/(string:language\_code),  
 91 POST /api/screenshots/, 119  
 DELETE /api/groups/(int:id)/projects/(int:id)/, 118  
 91 POST /api/screenshots/(int:id)/file/,  
 PATCH /api/groups/(int:id)/, 90 POST /api/screenshots/(int:id)/units/,  
 118

## /api/languages

GET /api/languages/, 93 PUT /api/screenshots/(int:id)/, 119  
 GET /api/languages/(string:language)/, DELETE /api/screenshots/(int:id)/, 120  
 93 119  
 GET /api/languages/(string:language)/statistics/, PATCH /api/screenshots/(int:id)/, 119  
 94  
 POST /api/languages/, 93  
 PUT /api/languages/(string:language)/, GET /api/tasks/, 122  
 94 GET /api/tasks/(str:uuid)/, 122  
 DELETE /api/languages/(string:language)/,  
 94  
 PATCH /api/languages/(string:language)/, GET /api/translations/, 109  
 94 GET /api/translations/(string:project)/(string:com

## /api/tasks

## /api/translations

## /api/projects

GET /api/projects/, 95  
 GET /api/projects/(string:project)/, GET /api/translations/(string:project)/(string:com  
 95 113  
 GET /api/projects/(string:project)/changes/, GET /api/translations/(string:project)/(string:com  
 96 114  
 GET /api/projects/(string:project)/components/, GET /api/translations/(string:project)/(string:com  
 97 114  
 GET /api/projects/(string:project)/languages/, GET /api/translations/(string:project)/(string:com  
 100 112  
 GET /api/projects/(string:project)/repositories/, POST /api/translations/(string:project)/(string:com  
 96 112  
 GET /api/projects/(string:project)/statistics/, POST /api/translations/(string:project)/(string:com  
 100 113  
 POST /api/projects/, 95 POST /api/translations/(string:project)/(string:com  
 POST /api/projects/(string:project)/components/, 114  
 97 POST /api/translations/(string:project)/(string:com  
 POST /api/projects/(string:project)/repositories/, 112  
 97 DELETE /api/translations/(string:project)/(string:com  
 PUT /api/projects/(string:project)/, 112  
 96

## /api/units

DELETE /api/projects/(string:project)/, 96  
 96 GET /api/units/, 115  
 PATCH /api/projects/(string:project)/, GET /api/units/(int:id)/, 115  
 96 PUT /api/units/(int:id)/, 116  
 DELETE /api/units/(int:id)/, 116  
 PATCH /api/units/(int:id)/, 116

## /api/roles

GET /api/roles/, 92  
 GET /api/roles/(int:id)/, 92  
 POST /api/roles/, 92  
 PUT /api/roles/(int:id)/, 92  
 DELETE /api/roles/(int:id)/, 93  
 PATCH /api/roles/(int:id)/, 92

## /api/users

## /api/screenshots

GET /api/screenshots/, 118

GET /api/users/, 86  
 GET /api/users/(str:username)/, 86  
 GET /api/users/(str:username)/notifications/,  
 88  
 GET /api/users/(str:username)/notifications/(int:..  
 88

```
GET /api/users/(str:username)/statistics/,
 88
POST /api/users/, 86
POST /api/users/(str:username)/groups/,
 87
POST /api/users/(str:username)/notifications/,
 88
PUT /api/users/(str:username)/, 87
PUT /api/users/(str:username)/notifications/(int:subscription_id)/,
 88
DELETE /api/users/(str:username)/, 87
DELETE /api/users/(str:username)/notifications/(int:subscription_id)/,
 89
PATCH /api/users/(str:username)/, 87
PATCH /api/users/(str:username)/notifications/(int:subscription_id)/,
 88
```

## /exports

```
GET /exports/rss/, 126
GET /exports/rss/(string:project)/, 126
GET /exports/rss/(string:project)/(string:component)/,
 126
GET /exports/rss/(string:project)/(string:component)/(string:language)/,
 126
GET /exports/rss/language/(string:language)/,
 126
GET /exports/stats/(string:project)/(string:component)/,
 124
```

## /hooks

```
GET /hooks/update/(string:project)/,
 123
GET /hooks/update/(string:project)/(string:component)/,
 123
POST /hooks/azure/, 124
POST /hooks/bitbucket/, 123
POST /hooks/gitea/, 124
POST /hooks/gitee/, 124
POST /hooks/github/, 123
POST /hooks/gitlab/, 123
POST /hooks/pagure/, 123
```

## Symbols

.XML resource file  
 file format, 70

--add  
 auto\_translate command line option, 324

--addon ADDON  
 install\_addon command line option, 330

--age HOURS  
 commit\_pending command line option, 325

--author USER@EXAMPLE.COM  
 add\_suggestions command line option, 324

--base-file-template TEMPLATE  
 import\_project command line option, 328

--check  
 importusers command line option, 330

--config PATH  
 wlc command line option, 127

--config-section SECTION  
 wlc command line option, 127

--configuration CONFIG  
 install\_addon command line option, 330

--convert  
 wlc command line option, 129

--email USER@EXAMPLE.COM  
 createadmin command line option, 326

--file-format FORMAT  
 import\_project command line option, 328

--force  
 loadpo command line option, 331

--force-commit  
 pushgit command line option, 332

--format {csv,json,text,html}  
 wlc command line option, 127

--ignore  
 import\_json command line option, 327

--inconsistent  
 auto\_translate command line option, 324

--input  
 wlc command line option, 129

--key KEY  
 wlc command line option, 127

--lang LANGUAGE  
 loadpo command line option, 331

--language-code  
 list\_translators command line option, 331

--language-map LANGMAP  
 import\_memory command line option, 327

--language-regex REGEX  
 import\_project command line option, 328

--license NAME  
 import\_project command line option, 328

--license-url URL  
 import\_project command line option, 328

--main-component  
 import\_project command line option, 328

--main-component COMPONENT  
 import\_json command line option, 327

--mt MT  
 auto\_translate command line option, 324

--name  
 createadmin command line option, 326

--name-template TEMPLATE  
 import\_project command line option, 328

--new-base-template TEMPLATE  
 import\_project command line option, 328

--no-password  
 createadmin command line option, 326

--no-privs-update  
 setupgroups command line option, 332

--no-projects-update  
 setupgroups command line option, 332

--no-update  
 setuplang command line option, 333

--output  
 wlc command line option, 129

--overwrite  
    auto\_translate command line option,  
        324  
    wlc command line option, 129  
--password PASSWORD  
    createadmin command line option, 326  
--project PROJECT  
    import\_json command line option, 327  
--source PROJECT/COMPONENT  
    auto\_translate command line option,  
        324  
--threshold THRESHOLD  
    auto\_translate command line option,  
        324  
--update  
    createadmin command line option, 326  
    import\_json command line option, 327  
    install\_addon command line option,  
        330  
--url URL  
    wlc command line option, 127  
--user USERNAME  
    auto\_translate command line option,  
        324  
--username USERNAME  
    createadmin command line option, 326  
--vcs NAME  
    import\_project command line option,  
        328

## A

add\_suggestions  
    weblate admin command, 324  
add\_suggestions command line option  
    --author USER@EXAMPLE.COM, 324  
ADMINS  
    setting, 172  
AKISMET\_API\_KEY  
    setting, 280  
ALLOWED\_HOSTS  
    setting, 172  
Android  
    file format, 65  
ANONYMOUS\_USER\_NAME  
    setting, 280  
API, 83, 126, 130  
Apple strings  
    file format, 66  
ARB  
    file format, 69  
AUDITLOG\_EXPIRY  
    setting, 281  
AUTH\_LOCK\_ATTEMPTS  
    setting, 281  
AUTH\_TOKEN\_VALID  
    setting, 282  
auto\_translate  
    weblate admin command, 324

auto\_translate command line option  
    --add, 324  
    --inconsistent, 324  
    --mt MT, 324  
    --overwrite, 324  
    --source PROJECT/COMPONENT, 324  
    --threshold THRESHOLD, 324  
    --user USERNAME, 324

AUTO\_UPDATE  
    setting, 281

AUTOFIX\_LIST  
    setting, 282

AVATAR\_URL\_PREFIX  
    setting, 281

## B

BACKGROUND\_TASKS  
    setting, 283

BASE\_DIR  
    setting, 283

BaseAddon (*class in weblate.addons.base*), 365

BASIC\_LANGUAGES  
    setting, 283

bilingual  
    translation, 57

## C

can\_install() (*weblate.addons.base.BaseAddon*  
    *class method*), 365

celery\_queues  
    weblate admin command, 325

changes  
    wlc command line option, 128

CHECK\_LIST  
    setting, 284

checkgit  
    weblate admin command, 325

cleanup  
    wlc command line option, 128

cleanuptrans  
    weblate admin command, 325

Comma separated values  
    file format, 70

Command (*class in wlc.main*), 132

COMMENT\_CLEANUP\_DAYS  
    setting, 284

commit  
    wlc command line option, 128

commit\_pending  
    weblate admin command, 325

commit\_pending command line option  
    --age HOURS, 325

COMMIT\_PENDING\_HOURS  
    setting, 285

commitgit  
    weblate admin command, 325

configure() (*weblate.addons.base.BaseAddon*  
    *method*), 365

createadmin  
     weblate admin command, 326  
 createadmin command line option  
     --email USER@EXAMPLE.COM, 326  
     --name, 326  
     --no-password, 326  
     --password PASSWORD, 326  
     --update, 326  
     --username USERNAME, 326  
 CSP\_CONNECT\_SRC  
     setting, 283  
 CSP\_FONT\_SRC  
     setting, 283  
 CSP\_IMG\_SRC  
     setting, 283  
 CSP\_SCRIPT\_SRC  
     setting, 283  
 CSP\_STYLE\_SRC  
     setting, 283  
 CSV  
     file format, 70

## D

daily() (*weblate.addons.base.BaseAddon* method), 365  
 DATA\_DIR  
     setting, 285  
 DATABASE\_BACKUP  
     setting, 285  
 DATABASES  
     setting, 173  
 DEBUG  
     setting, 173  
 DEFAULT\_ACCESS\_CONTROL  
     setting, 286  
 DEFAULT\_ADD\_MESSAGE  
     setting, 286  
 DEFAULT\_ADDON\_MESSAGE  
     setting, 286  
 DEFAULT\_ADDONS  
     setting, 287  
 DEFAULT\_AUTO\_WATCH  
     setting, 286  
 DEFAULT\_COMMIT\_MESSAGE  
     setting, 286  
 DEFAULT\_COMMITTER\_EMAIL  
     setting, 287  
 DEFAULT\_COMMITTER\_NAME  
     setting, 287  
 DEFAULT\_DELETE\_MESSAGE  
     setting, 286  
 DEFAULT\_FROM\_EMAIL  
     setting, 173  
 DEFAULT\_LANGUAGE  
     setting, 287  
 DEFAULT\_MERGE\_MESSAGE  
     setting, 286  
 DEFAULT\_MERGE\_STYLE

    setting, 288  
 DEFAULT\_PULL\_MESSAGE  
     setting, 288  
 DEFAULT\_RESTRICTED\_COMPONENT  
     setting, 286  
 DEFAULT\_SHARED\_TM  
     setting, 288  
 DEFAULT\_TRANSLATION\_PROPAGATION  
     setting, 288  
 download  
     wlc command line option, 129  
 DTD  
     file format, 72  
 dump\_memory  
     weblate admin command, 326  
 dumpuserdata  
     weblate admin command, 326

## E

ENABLE\_AVATARS  
     setting, 288  
 ENABLE\_HOOKS  
     setting, 288  
 ENABLE\_HTTPS  
     setting, 289  
 ENABLE\_SHARING  
     setting, 289  
 environment variable  
     CELERY\_BACKUP\_OPTIONS, 149  
     CELERY\_BEAT\_OPTIONS, 149  
     CELERY\_MAIN\_OPTIONS, 149  
     CELERY\_MEMORY\_OPTIONS, 149  
     CELERY\_NOTIFY\_OPTIONS, 149  
     CELERY\_TRANSLATE\_OPTIONS, 149  
     POSTGRES\_ALTER\_ROLE, 146  
     POSTGRES\_DATABASE, 145  
     POSTGRES\_HOST, 145  
     POSTGRES\_PASSWORD, 145  
     POSTGRES\_PORT, 145  
     POSTGRES\_SSL\_MODE, 145  
     POSTGRES\_USER, 145  
     REDIS\_DB, 146  
     REDIS\_HOST, 146  
     REDIS\_PASSWORD, 146  
     REDIS\_PORT, 146  
     REDIS\_TLS, 146  
     REDIS\_VERIFY\_SSL, 146  
     ROLLBAR\_ENVIRONMENT, 148  
     ROLLBAR\_KEY, 148  
     SENTRY\_DSN, 148  
     SENTRY\_ENVIRONMENT, 148  
     SOCIAL\_AUTH\_SLACK\_SECRET, 145  
     UWSGI\_WORKERS, 149  
     WEBLATE\_ADD\_ADDONS, 149  
     WEBLATE\_ADD\_APPS, 149  
     WEBLATE\_ADD\_AUTOFIX, 149  
     WEBLATE\_ADD\_CHECK, 149

WEBLATE\_ADD\_LOGIN\_REQUIRED\_URLS\_EXCEPTIONS, 139  
 WEBLATE\_ADMIN\_EMAIL, 136, 137, 141  
 WEBLATE\_ADMIN\_NAME, 136, 137  
 WEBLATE\_ADMIN\_PASSWORD, 134, 136, 137  
 WEBLATE\_AKISMET\_API\_KEY, 140, 340  
 WEBLATE\_ALLOWED\_HOSTS, 137, 172, 177, 304  
 WEBLATE\_AUTH\_LDAP\_BIND\_DN, 142  
 WEBLATE\_AUTH\_LDAP\_BIND\_PASSWORD, 142  
 WEBLATE\_AUTH\_LDAP\_CONNECTION\_OPTION\_REFERRALS, 142  
 WEBLATE\_AUTH\_LDAP\_SERVER\_URI, 142  
 WEBLATE\_AUTH\_LDAP\_USER\_ATTR\_MAP, 142  
 WEBLATE\_AUTH\_LDAP\_USER\_DN\_TEMPLATE, 142  
 WEBLATE\_AUTH\_LDAP\_USER\_SEARCH, 142  
 WEBLATE\_AUTH\_LDAP\_USER\_SEARCH\_FILTER, 142  
 WEBLATE\_AUTH\_LDAP\_USER\_SEARCH\_UNION, 142  
 WEBLATE\_AUTH\_LDAP\_USER\_SEARCH\_UNION\_DELIMITER, 142  
 WEBLATE\_BASIC\_LANGUAGES, 141  
 WEBLATE\_CSP\_CONNECT\_SRC, 140  
 WEBLATE\_CSP\_FONT\_SRC, 140  
 WEBLATE\_CSP\_IMG\_SRC, 140  
 WEBLATE\_CSP\_SCRIPT\_SRC, 140  
 WEBLATE\_CSP\_STYLE\_SRC, 140  
 WEBLATE\_DATABASE\_BACKUP, 146  
 WEBLATE\_DEBUG, 136  
 WEBLATE\_DEFAULT\_ACCESS\_CONTROL, 140  
 WEBLATE\_DEFAULT\_AUTO\_WATCH, 141  
 WEBLATE\_DEFAULT\_COMMITER\_EMAIL, 140  
 WEBLATE\_DEFAULT\_COMMITER\_NAME, 140  
 WEBLATE\_DEFAULT\_FROM\_EMAIL, 137  
 WEBLATE\_DEFAULT\_RESTRICTED\_COMPONENT, 140  
 WEBLATE\_DEFAULT\_SHARED\_TM, 140  
 WEBLATE\_DEFAULT\_TRANSLATION\_PROPAGATION, 140  
 WEBLATE\_EMAIL\_BACKEND, 147  
 WEBLATE\_EMAIL\_HOST, 147  
 WEBLATE\_EMAIL\_HOST\_PASSWORD, 147  
 WEBLATE\_EMAIL\_HOST\_USER, 147  
 WEBLATE\_EMAIL\_PORT, 147  
 WEBLATE\_EMAIL\_USE\_SSL, 147  
 WEBLATE\_EMAIL\_USE\_TLS, 147  
 WEBLATE\_ENABLE\_HTTPS, 138  
 WEBLATE\_GET\_HELP\_URL, 148  
 WEBLATE\_GITHUB\_TOKEN, 139  
 WEBLATE\_GITHUB\_USERNAME, 139  
 WEBLATE\_GITLAB\_TOKEN, 139  
 WEBLATE\_GITLAB\_USERNAME, 139  
 WEBLATE\_GOOGLE\_ANALYTICS\_ID, 139  
 WEBLATE\_GPG\_IDENTITY, 140  
 WEBLATE\_HIDE\_VERSION, 141  
 WEBLATE\_IP\_PROXY\_HEADER, 138  
 WEBLATE\_LEGAL\_URL, 148  
 WEBLATE\_LICENSE\_FILTER, 141  
 WEBLATE\_LICENSE\_REQUIRED, 141  
 WEBLATE\_LOCALIZE\_CDN\_PATH, 148  
 WEBLATE\_LOCALIZE\_CDN\_URL, 148  
 WEBLATE\_LOGIN\_REQUIRED\_URLS\_EXCEPTIONS, 139  
 WEBLATE\_LOGLEVEL, 136  
 WEBLATE\_MT\_APERTIUM\_APY, 141  
 WEBLATE\_MT\_AWS\_ACCESS\_KEY\_ID, 141  
 WEBLATE\_MT\_AWS\_REGION, 141  
 WEBLATE\_MT\_AWS\_SECRET\_ACCESS\_KEY, 141  
 WEBLATE\_MT\_DEEPL\_API\_VERSION, 141  
 WEBLATE\_MT\_DEEPL\_KEY, 141  
 WEBLATE\_MT\_GLOSBE\_ENABLED, 142  
 WEBLATE\_MT\_GOOGLE\_KEY, 141  
 WEBLATE\_MT\_MICROSOFT\_BASE\_URL, 141  
 WEBLATE\_MT\_MICROSOFT\_COGNITIVE\_KEY, 141  
 WEBLATE\_MT\_MICROSOFT\_ENDPOINT\_URL, 141  
 WEBLATE\_MT\_MICROSOFT\_REGION, 141  
 WEBLATE\_MT\_MICROSOFT\_TERMINOLOGY\_ENABLED, 142  
 WEBLATE\_MT\_MODERNMT\_KEY, 141  
 WEBLATE\_MT\_MYMEMORY\_ENABLED, 141  
 WEBLATE\_MT\_SAP\_BASE\_URL, 142  
 WEBLATE\_MT\_SAP\_PASSWORD, 142  
 WEBLATE\_MT\_SAP\_SANDBOX\_APIKEY, 142  
 WEBLATE\_MT\_SAP\_USE\_MT, 142  
 WEBLATE\_MT\_SAP\_USERNAME, 142  
 WEBLATE\_NO\_EMAIL\_AUTH, 145  
 WEBLATE\_PAGURE\_TOKEN, 140  
 WEBLATE\_PAGURE\_USERNAME, 140  
 WEBLATE\_REGISTRATION\_ALLOW\_BACKENDS, 138  
 WEBLATE\_REGISTRATION\_OPEN, 137  
 WEBLATE\_REMOVE\_ADDONS, 149  
 WEBLATE\_REMOVE\_APPS, 149  
 WEBLATE\_REMOVE\_AUTOFIX, 149  
 WEBLATE\_REMOVE\_CHECK, 149  
 WEBLATE\_REMOVE\_LOGIN\_REQUIRED\_URLS\_EXCEPTIONS, 139  
 WEBLATE\_REQUIRE\_LOGIN, 139, 303  
 WEBLATE\_SAML\_IDP\_ENTITY\_ID, 145  
 WEBLATE\_SAML\_IDP\_URL, 145  
 WEBLATE\_SAML\_IDP\_X509CERT, 145  
 WEBLATE\_SECURE\_PROXY\_SSL\_HEADER, 138, 139  
 WEBLATE\_SERVER\_EMAIL, 137  
 WEBLATE\_SILENCED\_SYSTEM\_CHECKS, 140, 198  
 WEBLATE\_SIMPLIFY\_LANGUAGES, 140  
 WEBLATE\_SITE\_DOMAIN, 136, 174, 192, 304  
 WEBLATE\_SITE\_TITLE, 136

|                                                               |                                                                                  |
|---------------------------------------------------------------|----------------------------------------------------------------------------------|
| WEBLATE_SOCIAL_AUTH_AZUREAD_OAUTH2_KEY,<br>144                | WL_ENGAGE_URL, 278<br>WL_FILE_FORMAT, 277                                        |
| WEBLATE_SOCIAL_AUTH_AZUREAD_OAUTH2_SECRET,<br>144             | WL_FILEMASK, 277<br>WL_LANGUAGE, 277                                             |
| WEBLATE_SOCIAL_AUTH_AZUREAD_TENANT_OAUTH2_KEY,<br>144         | WL_NEW_BASE, 277<br>WL_PATH, 277                                                 |
| WEBLATE_SOCIAL_AUTH_AZUREAD_TENANT_OAUTH2_SECRET,<br>144      | WL_SECRET_HEAD, 277<br>WL_PROJECT_NAME, 278                                      |
| WEBLATE_SOCIAL_AUTH_AZUREAD_TENANT_OAUTH2_SECRET_SLUG,<br>144 | WL_PROJECT_SLUG, 278<br>WL_REPO, 277                                             |
| WEBLATE_SOCIAL_AUTH_BITBUCKET_KEY,<br>143                     | WL_TEMPLATE, 277<br>WL_VCS, 277                                                  |
| WEBLATE_SOCIAL_AUTH_BITBUCKET_SECRET,<br>143                  |                                                                                  |
| <b>F</b>                                                      |                                                                                  |
| WEBLATE_SOCIAL_AUTH_FACEBOOK_KEY,<br>144                      | file format<br>.XML resource file, 70                                            |
| WEBLATE_SOCIAL_AUTH_FACEBOOK_SECRET,<br>144                   | Android, 65<br>Apple strings, 66<br>ARB, 69                                      |
| WEBLATE_SOCIAL_AUTH_FEDORA, 145                               | Comma separated values, 70                                                       |
| WEBLATE_SOCIAL_AUTH_GITHUB_KEY, 143                           | CSV, 70                                                                          |
| WEBLATE_SOCIAL_AUTH_GITHUB_SECRET,<br>143                     | DTD, 72                                                                          |
| WEBLATE_SOCIAL_AUTH_GITLAB_API_URL,<br>144                    | gettext, 59<br>go-i18n, 68                                                       |
| WEBLATE_SOCIAL_AUTH_GITLAB_KEY, 144                           | GWT properties, 63                                                               |
| WEBLATE_SOCIAL_AUTH_GITLAB_SECRET,<br>144                     | i18next, 68                                                                      |
| WEBLATE_SOCIAL_AUTH_GOOGLE_OAUTH2_KEY,<br>144                 | INI translations, 63, 64<br>Java properties, 62                                  |
| WEBLATE_SOCIAL_AUTH_GOOGLE_OAUTH2_SECRET,<br>144              | Joomla translations, 64<br>JSON, 67                                              |
| WEBLATE_SOCIAL_AUTH_GOOGLE_OAUTH2_WHITELISTED_DOMAINS,<br>144 | PHP strings, 66<br>Perl, 59                                                      |
| WEBLATE_SOCIAL_AUTH_GOOGLE_OAUTH2_WHITELISTED_EMAILS,<br>144  | Qt, 64<br>Ruby, 71                                                               |
| WEBLATE_SOCIAL_AUTH_KEYCLOAK_ACCESS_TOKEN,<br>144             | RESX, 70<br>Ruby YAML, 71                                                        |
| WEBLATE_SOCIAL_AUTH_KEYCLOAK_ALGORITHM,<br>144                | Ruby YAML Ain't Markup Language, 71<br>string resources, 65                      |
| WEBLATE_SOCIAL_AUTH_KEYCLOAK_AUTHORIZATION_URL,<br>144        | TS, 64<br>XML, 72                                                                |
| WEBLATE_SOCIAL_AUTH_KEYCLOAK_KEY,<br>144                      | YAML, 71<br>YAML Ain't Markup Language, 71                                       |
| WEBLATE_SOCIAL_AUTH_KEYCLOAK_PUBLIC_KEY,<br>144               |                                                                                  |
| <b>G</b>                                                      |                                                                                  |
| WEBLATE_SOCIAL_AUTH_KEYCLOAK_SECRET,<br>144                   | get () ( <i>wlc. Weblate method</i> ), 131                                       |
| WEBLATE_SOCIAL_AUTH_OPENSUSE, 145                             | get_add_form () ( <i>weblate.addons.base.BaseAddon<br/>class method</i> ), 365   |
| WEBLATE_SOCIAL_AUTH_SLACK_KEY, 145                            | GET_HELP_URL<br>setting, 289                                                     |
| WEBLATE_SOCIAL_AUTH_UBUNTU, 145                               | get_settings_form ()<br>( <i>weblate.addons.base.BaseAddon<br/>method</i> ), 365 |
| WEBLATE_STATUS_URL, 148                                       | gettext<br>file format, 59                                                       |
| WEBLATE_TIME_ZONE, 138                                        | GITHUB_CREDENTIALS<br>setting, 290                                               |
| WEBLATE_URL_PREFIX, 140                                       | GITHUB_TOKEN                                                                     |
| WEBLATE_WEBSITE_REQUIRED, 141                                 |                                                                                  |
| WL_BRANCH, 277                                                |                                                                                  |
| WL_COMPONENT_NAME, 278                                        |                                                                                  |
| WL_COMPONENT_SLUG, 277                                        |                                                                                  |
| WL_COMPONENT_URL, 278                                         |                                                                                  |

- setting, 290
- GITHUB\_USERNAME
  - setting, 290
- GITLAB\_CREDENTIALS
  - setting, 289
- GITLAB\_TOKEN
  - setting, 290
- GITLAB\_USERNAME
  - setting, 289
- go-i18n
  - file format, 68
- GOOGLE\_ANALYTICS\_ID
  - setting, 290
- GWT properties
  - file format, 63

## H

- HIDE\_REPO\_CREDENTIALS
  - setting, 291
- HIDE\_VERSION
  - setting, 291

## I

- i18next
  - file format, 68
- import\_demo
  - weblate admin command, 326
- import\_json
  - weblate admin command, 327
- import\_json command line option
  - ignore, 327
  - main-component COMPONENT, 327
  - project PROJECT, 327
  - update, 327
- import\_memory
  - weblate admin command, 327
- import\_memory command line option
  - language-map LANGMAP, 327
- import\_project
  - weblate admin command, 328
- import\_project command line option
  - base-file-template TEMPLATE, 328
  - file-format FORMAT, 328
  - language-regex REGEX, 328
  - license NAME, 328
  - license-url URL, 328
  - main-component, 328
  - name-template TEMPLATE, 328
  - new-base-template TEMPLATE, 328
  - vcs NAME, 328
- importuserdata
  - weblate admin command, 330
- importusers
  - weblate admin command, 330
- importusers command line option
  - check, 330
- INI translations
  - file format, 63, 64

- install\_addon
  - weblate admin command, 330
- install\_addon command line option
  - addon ADDON, 330
  - configuration CONFIG, 330
  - update, 330
- IP\_BEHIND\_REVERSE\_PROXY
  - setting, 291
- IP\_PROXY\_HEADER
  - setting, 291
- IP\_PROXY\_OFFSET
  - setting, 292
- iPad
  - translation, 66
- iPhone
  - translation, 66

## J

- Java properties
  - file format, 62
- Joomla translations
  - file format, 64
- JSON
  - file format, 67

## L

- LEGAL\_URL
  - setting, 292
- LICENSE\_EXTRA
  - setting, 292
- LICENSE\_FILTER
  - setting, 293
- LICENSE\_REQUIRED
  - setting, 293
- LIMIT\_TRANSLATION\_LENGTH\_BY\_SOURCE\_LENGTH
  - setting, 293
- list\_languages
  - weblate admin command, 330
- list\_translators
  - weblate admin command, 331
- list\_translators command line option
  - language-code, 331
- list\_versions
  - weblate admin command, 331
- list-components
  - wlc command line option, 128
- list-languages
  - wlc command line option, 128
- list-projects
  - wlc command line option, 128
- list-translations
  - wlc command line option, 128
- load() (*wlc.config.WeblateConfig method*), 131
- loadpo
  - weblate admin command, 331
- loadpo command line option
  - force, 331
  - lang LANGUAGE, 331

LOCALIZE\_CDN\_PATH  
     setting, 293  
 LOCALIZE\_CDN\_URL  
     setting, 293  
 lock  
     wlc command line option, 128  
 lock\_translation  
     weblate admin command, 331  
 lock-status  
     wlc command line option, 128  
 LOGIN\_REQUIRED\_URLS  
     setting, 294  
 LOGIN\_REQUIRED\_URLS\_EXCEPTIONS  
     setting, 294  
 ls  
     wlc command line option, 128

## M

MACHINE\_TRANSLATION\_SERVICES  
     setting, 295  
 main() (*in module wlc.main*), 132  
 MATOMO\_SITE\_ID  
     setting, 294  
 MATOMO\_URL  
     setting, 295  
 module  
     wlc, 131  
     wlc.config, 131  
     wlc.main, 132  
 monolingual  
     translation, 57  
 move\_language  
     weblate admin command, 332  
 MT\_APERTIUM\_APY  
     setting, 295  
 MT\_AWS\_ACCESS\_KEY\_ID  
     setting, 296  
 MT\_AWS\_REGION  
     setting, 296  
 MT\_AWS\_SECRET\_ACCESS\_KEY  
     setting, 296  
 MT\_BAIDU\_ID  
     setting, 296  
 MT\_BAIDU\_SECRET  
     setting, 296  
 MT\_DEEPL\_API\_VERSION  
     setting, 296  
 MT\_DEEPL\_KEY  
     setting, 297  
 MT\_GOOGLE\_CREDENTIALS  
     setting, 297  
 MT\_GOOGLE\_KEY  
     setting, 297  
 MT\_GOOGLE\_LOCATION  
     setting, 297  
 MT\_GOOGLE\_PROJECT  
     setting, 297  
 MT\_MICROSOFT\_BASE\_URL

    setting, 297  
 MT\_MICROSOFT\_COGNITIVE\_KEY  
     setting, 297  
 MT\_MICROSOFT\_ENDPOINT\_URL  
     setting, 298  
 MT\_MICROSOFT\_REGION  
     setting, 298  
 MT\_MODERNMT\_KEY  
     setting, 298  
 MT\_MODERNMT\_URL  
     setting, 298  
 MT\_MYMEMORY\_EMAIL  
     setting, 298  
 MT\_MYMEMORY\_KEY  
     setting, 298  
 MT\_MYMEMORY\_USER  
     setting, 298  
 MT\_NETEASE\_KEY  
     setting, 299  
 MT\_NETEASE\_SECRET  
     setting, 299  
 MT\_SAP\_BASE\_URL  
     setting, 299  
 MT\_SAP\_PASSWORD  
     setting, 300  
 MT\_SAP\_SANDBOX\_APIKEY  
     setting, 300  
 MT\_SAP\_USE\_MT  
     setting, 300  
 MT\_SAP\_USERNAME  
     setting, 300  
 MT\_SERVICES  
     setting, 295  
 MT\_TMSERVER  
     setting, 299  
 MT\_YANDEX\_KEY  
     setting, 299  
 MT\_YOUDAO\_ID  
     setting, 299  
 MT\_YOUDAO\_SECRET  
     setting, 299

## N

NEARBY\_MESSAGES  
     setting, 300

## P

PAGURE\_CREDENTIALS  
     setting, 300  
 PAGURE\_TOKEN  
     setting, 301  
 PAGURE\_USERNAME  
     setting, 301  
 PHP strings  
     file format, 66  
 PIWIK\_SITE\_ID  
     setting, 294  
 PIWIK\_URL

- setting, 295
- PO
  - file format, 59
- post() (*wlc* Weblate method), 131
- post\_add() (*weblate.addons.base.BaseAddon* method), 365
- post\_commit() (*weblate.addons.base.BaseAddon* method), 365
- post\_push() (*weblate.addons.base.BaseAddon* method), 365
- post\_update() (*weblate.addons.base.BaseAddon* method), 365
- pre\_commit() (*weblate.addons.base.BaseAddon* method), 365
- pre\_push() (*weblate.addons.base.BaseAddon* method), 365
- pre\_update() (*weblate.addons.base.BaseAddon* method), 365
- pull
  - wlc command line option, 128
- push
  - wlc command line option, 128
- pushgit
  - weblate admin command, 332
- pushgit command line option
  - force-commit, 332
- Python, 130

## Q

- Qt
  - file format, 64

## R

- RATELIMIT\_ATTEMPTS
  - setting, 301
- RATELIMIT\_LOCKOUT
  - setting, 301
- RATELIMIT\_WINDOW
  - setting, 301
- RC
  - file format, 73
- register\_command() (*in module wlc.main*), 132
- REGISTRATION\_ALLOW\_BACKENDS
  - setting, 302
- REGISTRATION\_CAPTCHA
  - setting, 302
- REGISTRATION\_EMAIL\_MATCH
  - setting, 302
- REGISTRATION\_OPEN
  - setting, 302
- repo
  - wlc command line option, 128
- REPOSITORY\_ALERT\_THRESHOLD
  - setting, 303
- REQUIRE\_LOGIN
  - setting, 303
- reset
  - wlc command line option, 128

- REST, 83
- RESX
  - file format, 70
- RFC
  - RFC 4646, 57
- Ruby YAML
  - file format, 71
- Ruby YAML Ain't Markup Language
  - file format, 71

## S

- save\_state() (*weblate.addons.base.BaseAddon* method), 365
- SECRET\_KEY
  - setting, 173
- SENTRY\_DSN
  - setting, 303
- SERVER\_EMAIL
  - setting, 173
- SESSION\_COOKIE\_AGE\_AUTHENTICATED
  - setting, 303
- SESSION\_ENGINE
  - setting, 172
- setting
  - ADMINS, 172
  - AKISMET\_API\_KEY, 280
  - ALLOWED\_HOSTS, 172
  - ANONYMOUS\_USER\_NAME, 280
  - AUDITLOG\_EXPIRY, 281
  - AUTH\_LOCK\_ATTEMPTS, 281
  - AUTH\_TOKEN\_VALID, 282
  - AUTO\_UPDATE, 281
  - AUTOFIX\_LIST, 282
  - AVATAR\_URL\_PREFIX, 281
  - BACKGROUND\_TASKS, 283
  - BASE\_DIR, 283
  - BASIC\_LANGUAGES, 283
  - CHECK\_LIST, 284
  - COMMENT\_CLEANUP\_DAYS, 284
  - COMMIT\_PENDING\_HOURS, 285
  - CSP\_CONNECT\_SRC, 283
  - CSP\_FONT\_SRC, 283
  - CSP\_IMG\_SRC, 283
  - CSP\_SCRIPT\_SRC, 283
  - CSP\_STYLE\_SRC, 283
  - DATA\_DIR, 285
  - DATABASE\_BACKUP, 285
  - DATABASES, 173
  - DEBUG, 173
  - DEFAULT\_ACCESS\_CONTROL, 286
  - DEFAULT\_ADD\_MESSAGE, 286
  - DEFAULT\_ADDON\_MESSAGE, 286
  - DEFAULT\_ADDONS, 287
  - DEFAULT\_AUTO\_WATCH, 286
  - DEFAULT\_COMMIT\_MESSAGE, 286
  - DEFAULT\_COMMITTER\_EMAIL, 287
  - DEFAULT\_COMMITTER\_NAME, 287
  - DEFAULT\_DELETE\_MESSAGE, 286

- DEFAULT\_FROM\_EMAIL, 173
- DEFAULT\_LANGUAGE, 287
- DEFAULT\_MERGE\_MESSAGE, 286
- DEFAULT\_MERGE\_STYLE, 288
- DEFAULT\_PULL\_MESSAGE, 288
- DEFAULT\_RESTRICTED\_COMPONENT, 286
- DEFAULT\_SHARED\_TM, 288
- DEFAULT\_TRANSLATION\_PROPAGATION, 288
- ENABLE\_AVATARS, 288
- ENABLE\_HOOKS, 288
- ENABLE\_HTTPS, 289
- ENABLE\_SHARING, 289
- GET\_HELP\_URL, 289
- GITHUB\_CREDENTIALS, 290
- GITHUB\_TOKEN, 290
- GITHUB\_USERNAME, 290
- GITLAB\_CREDENTIALS, 289
- GITLAB\_TOKEN, 290
- GITLAB\_USERNAME, 289
- GOOGLE\_ANALYTICS\_ID, 290
- HIDE\_REPO\_CREDENTIALS, 291
- HIDE\_VERSION, 291
- IP\_BEHIND\_REVERSE\_PROXY, 291
- IP\_PROXY\_HEADER, 291
- IP\_PROXY\_OFFSET, 292
- LEGAL\_URL, 292
- LICENSE\_EXTRA, 292
- LICENSE\_FILTER, 293
- LICENSE\_REQUIRED, 293
- LIMIT\_TRANSLATION\_LENGTH\_BY\_SOURCE\_LENGTH, 293
- LOCALIZE\_CDN\_PATH, 293
- LOCALIZE\_CDN\_URL, 293
- LOGIN\_REQUIRED\_URLS, 294
- LOGIN\_REQUIRED\_URLS\_EXCEPTIONS, 294
- MACHINE\_TRANSLATION\_SERVICES, 295
- MATOMO\_SITE\_ID, 294
- MATOMO\_URL, 295
- MT\_APERTIUM\_APY, 295
- MT\_AWS\_ACCESS\_KEY\_ID, 296
- MT\_AWS\_REGION, 296
- MT\_AWS\_SECRET\_ACCESS\_KEY, 296
- MT\_BAIDU\_ID, 296
- MT\_BAIDU\_SECRET, 296
- MT\_DEEPL\_API\_VERSION, 296
- MT\_DEEPL\_KEY, 297
- MT\_GOOGLE\_CREDENTIALS, 297
- MT\_GOOGLE\_KEY, 297
- MT\_GOOGLE\_LOCATION, 297
- MT\_GOOGLE\_PROJECT, 297
- MT\_MICROSOFT\_BASE\_URL, 297
- MT\_MICROSOFT\_COGNITIVE\_KEY, 297
- MT\_MICROSOFT\_ENDPOINT\_URL, 298
- MT\_MICROSOFT\_REGION, 298
- MT\_MODERNMT\_KEY, 298
- MT\_MODERNMT\_URL, 298
- MT\_MYMMEMORY\_EMAIL, 298
- MT\_MYMMEMORY\_KEY, 298
- MT\_MYMMEMORY\_USER, 298
- MT\_NETEASE\_KEY, 299
- MT\_NETEASE\_SECRET, 299
- MT\_SAP\_BASE\_URL, 299
- MT\_SAP\_PASSWORD, 300
- MT\_SAP\_SANDBOX\_APIKEY, 300
- MT\_SAP\_USE\_MT, 300
- MT\_SAP\_USERNAME, 300
- MT\_SERVICES, 295
- MT\_TMSERVER, 299
- MT\_YANDEX\_KEY, 299
- MT\_YOUDAO\_ID, 299
- MT\_YOUDAO\_SECRET, 299
- NEARBY\_MESSAGES, 300
- PAGURE\_CREDENTIALS, 300
- PAGURE\_TOKEN, 301
- PAGURE\_USERNAME, 301
- PIWIK\_SITE\_ID, 294
- PIWIK\_URL, 295
- RATELIMIT\_ATTEMPTS, 301
- RATELIMIT\_LOCKOUT, 301
- RATELIMIT\_WINDOW, 301
- REGISTRATION\_ALLOW\_BACKENDS, 302
- REGISTRATION\_CAPTCHA, 302
- REGISTRATION\_EMAIL\_MATCH, 302
- REGISTRATION\_OPEN, 302
- REPOSITORY\_ALERT\_THRESHOLD, 303
- REQUIRE\_LOGIN, 303
- SECRET\_KEY, 173
- SENTRY\_DSN, 303
- SERVER\_EMAIL, 173
- SESSION\_COOKIE\_AGE\_AUTHENTICATED, 303
- SESSION\_ENGINE, 172
- SIMPLIFY\_LANGUAGES, 303
- SINGLE\_PROJECT, 304
- SITE\_DOMAIN, 304
- SITE\_TITLE, 304
- SPECIAL\_CHARS, 304
- STATUS\_URL, 305
- SUGGESTION\_CLEANUP\_DAYS, 305
- UPDATE\_LANGUAGES, 305
- URL\_PREFIX, 305
- VCS\_BACKENDS, 305
- VCS\_CLONE\_DEPTH, 306
- WEBLATE\_ADDONS, 306
- WEBLATE\_EXPORTERS, 307
- WEBLATE\_FORMATS, 307
- WEBLATE\_GPG\_IDENTITY, 307
- WEBSITE\_REQUIRED, 307
- setupgroups
  - weblate admin command, 332
- setupgroups command line option
  - no-privs-update, 332
  - no-projects-update, 332
- setuplang
  - weblate admin command, 333

setuplang command line option  
    --no-update, 333  
show  
    wlc command line option, 128  
SIMPLIFY\_LANGUAGES  
    setting, 303  
SINGLE\_PROJECT  
    setting, 304  
SITE\_DOMAIN  
    setting, 304  
SITE\_TITLE  
    setting, 304  
SPECIAL\_CHARS  
    setting, 304  
statistics  
    wlc command line option, 128  
STATUS\_URL  
    setting, 305  
stay\_on\_create (*weblate.addons.base.BaseAddon*  
    *attribute*), 365  
store\_post\_load() (*weblate.addons.base.BaseAddon*  
    *method*), 365  
string resources  
    file format, 65  
SUGGESTION\_CLEANUP\_DAYS  
    setting, 305

## T

translation  
    bilingual, 57  
    iPad, 66  
    iPhone, 66  
    monolingual, 57  
TS  
    file format, 64

## U

unit\_pre\_create() (*weblate.addons.base.BaseAddon*  
    *method*), 365  
unlock  
    wlc command line option, 128  
unlock\_translation  
    weblate admin command, 332  
UPDATE\_LANGUAGES  
    setting, 305  
updatechecks  
    weblate admin command, 333  
updategit  
    weblate admin command, 333  
upload  
    wlc command line option, 129  
URL\_PREFIX  
    setting, 305

## V

VCS\_BACKENDS

    setting, 305  
VCS\_CLONE\_DEPTH  
    setting, 306  
version  
    wlc command line option, 128

## W

Weblate (*class in wlc*), 131  
weblate admin command  
    add\_suggestions, 324  
    auto\_translate, 324  
    celery\_queues, 325  
    checkgit, 325  
    cleanuptrans, 325  
    commit\_pending, 325  
    commitgit, 325  
    createadmin, 326  
    dump\_memory, 326  
    dumpuserdata, 326  
    import\_demo, 326  
    import\_json, 327  
    import\_memory, 327  
    import\_project, 328  
    importuserdata, 330  
    importusers, 330  
    install\_addon, 330  
    list\_languages, 330  
    list\_translators, 331  
    list\_versions, 331  
    loadpo, 331  
    lock\_translation, 331  
    move\_language, 332  
    pushgit, 332  
    setupgroups, 332  
    setuplang, 333  
    unlock\_translation, 332  
    updatechecks, 333  
    updategit, 333  
WEBLATE\_ADDONS  
    setting, 306  
WEBLATE\_ADMIN\_EMAIL, 136, 137, 141  
WEBLATE\_ADMIN\_NAME, 136, 137  
WEBLATE\_ADMIN\_PASSWORD, 134, 136, 137  
WEBLATE\_AKISMET\_API\_KEY, 340  
WEBLATE\_ALLOWED\_HOSTS, 172, 177, 304  
WEBLATE\_EMAIL\_PORT, 147  
WEBLATE\_EMAIL\_USE\_SSL, 147  
WEBLATE\_EMAIL\_USE\_TLS, 147  
WEBLATE\_EXPORTERS  
    setting, 307  
WEBLATE\_FORMATS  
    setting, 307  
WEBLATE\_GPG\_IDENTITY  
    setting, 307  
WEBLATE\_LOCALIZE\_CDN\_PATH, 148  
WEBLATE\_REQUIRE\_LOGIN, 303  
WEBLATE\_SECURE\_PROXY\_SSL\_HEADER, 138  
WEBLATE\_SILENCED\_SYSTEM\_CHECKS, 198

WEBLATE\_SITE\_DOMAIN, 174, 192, 304  
 WeblateConfig (*class in wlc.config*), 131  
 WeblateException, 131  
 WEBSITE\_REQUIRED  
     setting, 307  
 wlc, 126  
     module, 131  
 wlc command line option  
     --config PATH, 127  
     --config-section SECTION, 127  
     --convert, 129  
     --format {csv,json,text,html}, 127  
     --input, 129  
     --key KEY, 127  
     --output, 129  
     --overwrite, 129  
     --url URL, 127  
     changes, 128  
     cleanup, 128  
     commit, 128  
     download, 129  
     list-components, 128  
     list-languages, 128  
     list-projects, 128  
     list-translations, 128  
     lock, 128  
     lock-status, 128  
     ls, 128  
     pull, 128  
     push, 128  
     repo, 128  
     reset, 128  
     show, 128  
     statistics, 128  
     unlock, 128  
     upload, 129  
     version, 128  
 wlc.config  
     module, 131  
 wlc.main  
     module, 132

## X

XLIFF  
     file format, 61  
 XML  
     file format, 72

## Y

YAML  
     file format, 71  
 YAML Ain't Markup Language  
     file format, 71